





**Health Sciences Center
Metrics**

Benchmark	Desired	FY 2009	FY 2010	FY 2011	FY 2012	FY 2013	Fiscal Year Trend	FY 2013	FY 2013
		2nd Quarter	2nd Quarter	2nd Quarter	2nd Quarter	2nd Quarter		January 31st	February 28th
Net Income <i>(Amounts are in thousands)</i>	HSC	↑	\$1,792	\$2,609	(\$1,097)	(\$1,371)	(\$1,180)		\$3,368
	UNMMG	↑	\$1,705	\$1,280	\$5,078	(\$226)	\$864		\$4,112
	UNMH	↑	\$6,154	(\$1,056)	\$317	\$647	(\$3,481)		(\$5,044)
	SRMC	↑	NA	NA	NA	NA	(\$2,226)		(\$4,823)
	HSC	↑	NA	NA	13.96	13.28	7.39		
Days Cash on Hand Days of Expense in Discretionary Reserves Year End									
ACMPE 30 Days *	UNMMG	↑	75.50	37.30	45.50	16.20	32.60		
UHC 75 Days **	UNMH	↑	40.05	45.34	63.43	50.96	46.41		
UHC 75 Days **	SRMC	↑	NA	NA	NA	NA	NA		
Accounts Receivable Greater Than Ninety Days as of December 31st	HSC	↓	\$4,261,552 16%	\$2,858,212 14%	\$3,231,126 13%	\$3,867,386 22%	\$2,140,565 11%		
	UNMMG	↓	\$4,912,237 18%	\$3,367,608 14%	\$3,367,608 14%	\$5,825,772 20%	\$4,465,714 16%		
	UNMH	↓	\$48,722,309 24%	\$56,763,181 24%	\$85,049,507 31%	\$73,003,449 30%	\$64,847,270 26%		
	SRMC	↓	NA	NA	NA	NA	\$5,039,913 29%		

* American College of Medical Practice Executives

** University HealthSystem Consortium

**Health Sciences Center
Metrics**

	Desired	FY 2009 2nd Quarter	FY 2010 2nd Quarter	FY 2011 2nd Quarter	FY 2012 2nd Quarter	FY 2013 2nd Quarter	Trend
Proposals Submitted	↑	\$89,670,149	\$103,233,979	\$98,221,200	\$88,643,601	\$97,095,046	
Awards	↑	\$60,601,727	\$61,754,846	\$85,598,754	\$69,091,388	\$70,018,337	
Earned F&A	↑	\$9,263,352	\$10,148,311	\$11,410,821	\$11,074,508	\$10,146,226	
Contract & Grant Revenue/Net Revenue	↑	21.96%	23.68%	25.88%	26.92%	25.94%	
<i>(A higher percentage equates to a higher contribution of C&G to total revenues)</i>							



UNIVERSITY OF NEW MEXICO HEALTH SCIENCES CENTER - University HSC Only*
2013 Fiscal Year-to-Date Summary through January 31, 2013 (Preliminary and Unaudited)
(In thousands)

Clinical and Academic Operations

* UNIVERSITY HSC ONLY INCLUDES: SOM, CON, COP, HSLIC, ADMIN, RESEARCH

	University HSC FY 2013 Operating Budget	University HSC FY 2013 YTD 1/31/2013 Actual	University HSC FY 2012 Year End Actual	University HSC FY 13 YTD Actual to FY 2013 Operating Budget Benchmark Rate (58%)	University HSC FY 13 YTD Actual to FY 2012 Year End Actual Benchmark Rate (58%)
1 UNM MEDICAL GROUP REVENUES	104,398	56,946	102,884	55%	55%
2 UNM HOSPITALS REVENUES	98,817	56,019	92,272	57%	61%
3 SRMC REVENUES	12,317	5,553	141	45%	-
4 UNM CANCER CENTER CLINICAL REVENUES	29,703	15,540	22,983	52%	68%
5 TUITION AND FEES	12,147	12,710	12,046	105%	106%
6 CIGARETTE TAX APPROPRIATIONS	3,296	2,439	3,885	74%	63%
7 RPSP APPROPRIATIONS	15,924	9,289	14,788	58%	63%
8 I&G APPROPRIATIONS	60,089	34,845	58,358	58%	60%
9 I&G MAIN CAMPUS TRANSFERS	18,615	10,938	16,815	59%	65%
10 F&A REVENUES (OH RETURN)	22,000	11,855	22,709	54%	52%
11 HSC/UNM INTERNAL TRANSFERS	(4,956)	(2,356)	(19,750)	48%	12%
12 MILL LEVY	0	0	0	N/A	N/A
13 OTHER REVENUES	10,948	7,538	13,720	69%	55%
14 CONTRACT AND GRANT REVENUES	138,367	75,007	134,037	54%	56%
TOTAL REVENUES	521,663	296,323	474,888	57%	62%
15 TOTAL COMPENSATION EXPENSES	329,780	186,784	292,809	57%	64%
16 SUPPLIES/MEDICAL SUPPLIES	11,771	6,188	10,783	53%	57%
17 UNIVERSITY CLINICIANS PROGRAM	0	0	0	N/A	N/A
18 HOUSESTAFF	0	0	0	N/A	N/A
19 TRAVEL	4,372	2,573	4,162	59%	62%
20 STUDENT COSTS	1,960	1,591	2,010	81%	79%
21 PATIENT CARE COSTS	923	450	929	49%	48%
22 TELEPHONE/COMMUNICATION COSTS	1,941	1,267	2,136	65%	59%
23 PURCHASED SERVICES	20,755	13,007	22,538	63%	58%
24 OTHER MEDICAL SERVICES	0	0	0	N/A	N/A
25 SUB AWARDS/SERVICE CONTRACTS	545	537	1,430	99%	38%
26 O&M & LEASES	6,262	4,049	6,545	65%	62%
27 UTILITIES	4,150	2,632	4,303	63%	61%
28 DEPRECIATION	0	0	0	N/A	N/A
29 DEBT SERVICE	2,234	1,265	1,677	57%	75%
30 OTHER EXPENSES	10,574	1,722	387	16%	445%
31 CONTRACT AND GRANT EXPENSES	130,368	70,114	126,423	54%	55%
TOTAL EXPENSES	525,635	292,181	476,131	56%	61%
NET OPERATING INCOME	(3,973)	4,143	(1,243)		
32 CAPITAL EXPENDITURES	391	774	1,180	198%	66%
INCOME BEFORE NON-RECURRING ITEMS	(4,363)	3,368	(2,423)		
33 NON-RECURRING ITEMS	0	0	0	N/A	N/A
NET INCOME	(4,363)	3,368	(2,423)		



UNIVERSITY OF NEW MEXICO HEALTH SCIENCES CENTER - UNM Hospitals Only
2013 Fiscal Year-to-Date Summary through January 31, 2013 (Preliminary and Unaudited)
(In thousands)

Clinical Operations

	UNM Hospitals FY 2013 Operating Budget	UNM Hospitals FY 2013 YTD 1/31/2013 Actual	UNM Hospitals FY 2012 Year End Actual	UNM Hospitals FY 13 YTD Actual to FY 2013 Operating Budget Benchmark Rate (58%)	UNM Hospitals FY 13 YTD Actual to FY 2012 Year End Actual Benchmark Rate (58%)
1 UNM MEDICAL GROUP REVENUES	0	0	0	N/A	N/A
2 UNM HOSPITALS REVENUES	670,205	373,731	644,244	56%	58%
3 SRMC REVENUES	0	0	0	N/A	N/A
4 UNM CANCER CENTER CLINICAL REVENUES	0	0	0	N/A	N/A
5 TUITION AND FEES	0	0	0	N/A	N/A
6 CIGARETTE TAX APPROPRIATIONS	0	0	0	N/A	N/A
7 RPSP APPROPRIATIONS	12,966	7,812	12,283	60%	64%
8 I&G APPROPRIATIONS	0	0	0	N/A	N/A
9 I&G MAIN CAMPUS TRANSFERS	0	0	0	N/A	N/A
10 F&A REVENUES (OH RETURN)	0	0	0	N/A	N/A
11 HSC/UNM INTERNAL TRANSFERS	0	0	0	N/A	N/A
12 MILL LEVY	90,977	53,070	90,166	58%	59%
13 OTHER REVENUES	20,142	13,395	14,273	67%	94%
14 CONTRACT AND GRANT REVENUES	3,891	2,630	4,517	68%	58%
TOTAL REVENUES	798,181	450,638	765,482	56%	59%
15 TOTAL COMPENSATION EXPENSES	398,004	234,451	384,935	59%	61%
16 SUPPLIES/MEDICAL SUPPLIES	120,810	75,686	119,894	63%	63%
17 UNIVERSITY CLINICIANS PROGRAM	55,567	32,306	51,696	58%	62%
18 HOUSESTAFF	24,332	14,360	22,664	59%	63%
19 TRAVEL	720	396	656	55%	60%
20 STUDENT COSTS	0	0	0	N/A	N/A
21 PATIENT CARE COSTS	37,135	21,923	36,247	59%	60%
22 TELEPHONE/COMMUNICATION COSTS	3,505	2,024	3,463	58%	58%
23 PURCHASED SERVICES	23,304	12,907	22,048	55%	59%
24 OTHER MEDICAL SERVICES	18,010	10,395	16,690	58%	62%
25 SUB AWARDS/SERVICE CONTRACTS	8,831	4,677	8,007	53%	58%
26 O&M & LEASES	15,461	8,438	16,078	55%	52%
27 UTILITIES	6,907	3,690	6,240	53%	59%
28 DEPRECIATION	35,025	18,581	34,842	53%	53%
29 DEBT SERVICE	7,770	4,553	7,959	59%	57%
30 OTHER EXPENSES	43,595	11,487	41,002	26%	28%
31 CONTRACT AND GRANT EXPENSES	0	0	0	N/A	N/A
TOTAL EXPENSES	798,977	455,874	772,420	57%	59%
NET OPERATING INCOME	(796)	(5,236)	(6,937)		
32 CAPITAL EXPENDITURES	0	0	0	N/A	N/A
INCOME BEFORE NON-RECURRING ITEMS	(796)	(5,236)	(6,937)		
33 NON-RECURRING ITEMS *	820	191	8,791		
NET INCOME	24	(5,044)	1,853		

* NON-RECURRING ITEMS ARE MEANINGFUL USE REVENUES FOR FY 12 & FY 13 OPERATING BUDGET



UNIVERSITY OF NEW MEXICO HEALTH SCIENCES CENTER - UNMMG Only
2013 Fiscal Year-to-Date Summary through January 31, 2013 (Preliminary and Unaudited)
(In thousands)

Clinical Operations

	UNMMG FY 2013 Operating Budget	UNMMG FY 2013 YTD 1/31/2013 Actual	UNMMG FY 2012 Year End Actual	UNMMG FY 13 YTD Actual to FY 2013 Operating Budget Benchmark Rate (58%)	UNMMG FY 13 YTD Actual to FY 2012 Year End Actual Benchmark Rate (58%)
1 UNM MEDICAL GROUP REVENUES	143,831	88,040	127,701	61%	69%
2 UNM HOSPITALS REVENUES	0	0	0	N/A	N/A
3 SRMC REVENUES	0	0	0	N/A	N/A
4 UNM CANCER CENTER CLINICAL REVENUES	0	0	0	N/A	N/A
5 TUITION AND FEES	0	0	0	N/A	N/A
6 CIGARETTE TAX APPROPRIATIONS	0	0	0	N/A	N/A
7 RPSP APPROPRIATIONS	0	0	0	N/A	N/A
8 I&G APPROPRIATIONS	0	0	0	N/A	N/A
9 I&G MAIN CAMPUS TRANSFERS	0	0	0	N/A	N/A
10 F&A REVENUES (OH RETURN)	0	0	0	N/A	N/A
11 HSC/UNM INTERNAL TRANSFERS	0	0	0	N/A	N/A
12 MILL LEVY	0	0	0	N/A	N/A
13 OTHER REVENUES	2,333	1,441	1,817	62%	79%
14 CONTRACT AND GRANT REVENUES	0	0	0	N/A	N/A
TOTAL REVENUES	146,164	89,481	129,518	61%	69%
15 TOTAL COMPENSATION EXPENSES	16,117	9,902	14,261	61%	69%
16 SUPPLIES/MEDICAL SUPPLIES	0	0	0	N/A	N/A
17 UNIVERSITY CLINICIANS PROGRAM	0	0	0	N/A	N/A
18 HOUSESTAFF	0	0	0	N/A	N/A
19 TRAVEL	0	0	0	N/A	N/A
20 STUDENT COSTS	0	0	0	N/A	N/A
21 PATIENT CARE COSTS	6,826	5,975	5,229	88%	114%
22 TELEPHONE/COMMUNICATION COSTS	0	0	0	N/A	N/A
23 PURCHASED SERVICES	124,254	68,046	102,511	55%	66%
24 OTHER MEDICAL SERVICES	0	0	0	N/A	N/A
25 SUB AWARDS/SERVICE CONTRACTS	0	0	0	N/A	N/A
26 O&M & LEASES	453	278	473	61%	59%
27 UTILITIES	0	0	0	N/A	N/A
28 DEPRECIATION	516	252	488	49%	52%
29 DEBT SERVICE	0	0	0	N/A	N/A
30 OTHER EXPENSES	4,208	2,637	4,600	63%	57%
31 CONTRACT AND GRANT EXPENSES	0	0	0	N/A	N/A
TOTAL EXPENSES	152,374	87,090	127,562	57%	68%
NET OPERATING INCOME	(6,210)	2,391	1,956		
32 CAPITAL EXPENDITURES	0	0	0	N/A	N/A
INCOME BEFORE NON-RECURRING ITEMS	(6,210)	2,391	1,956		
33 NON-RECURRING ITEMS *	5,070	1,721	(4,826)		
NET INCOME	(1,140)	4,112	(2,870)		

* NON-RECURRING ITEMS FOR FY 12 ARE MEANINGFUL USE REVENUE \$1,636 & \$(6,462) USE OF DEPARTMENTAL RESERVES AND FOR FY 13 BUDGET MEANINGFUL USE REVENUE OF \$5,070 & ACTUAL OF \$1,721



UNIVERSITY OF NEW MEXICO HEALTH SCIENCES CENTER - SRMC Only
2013 Fiscal Year-to-Date Summary through January 31, 2013 (Preliminary and Unaudited)
(In thousands)

Clinical Operations

	SRMC FY 2013 Operating Budget	SRMC FY 2013 YTD 1/31/2013 Actual	SRMC FY 2012 Year End Actual	SRMC FY 13 YTD Actual to FY 2013 Operating Budget Benchmark Rate (58%)	SRMC FY 13 YTD Actual to FY 2012 Year End Actual Benchmark Rate (58%)
1 UNM MEDICAL GROUP REVENUES	0	0	0	N/A	N/A
2 UNM HOSPITALS REVENUES	0	0	0	N/A	N/A
3 SRMC REVENUES	38,174	8,812	0	23%	N/A
4 UNM CANCER CENTER CLINICAL REVENUES	0	0	0	N/A	N/A
5 TUITION AND FEES	0	0	0	N/A	N/A
6 CIGARETTE TAX APPROPRIATIONS	0	0	0	N/A	N/A
7 RPSA APPROPRIATIONS	0	0	0	N/A	N/A
8 I&G APPROPRIATIONS	0	0	0	N/A	N/A
9 I&G MAIN CAMPUS TRANSFERS	0	0	0	N/A	N/A
10 F&A REVENUES (OH RETURN)	0	0	0	N/A	N/A
11 HSC/UNM INTERNAL TRANSFERS	0	0	0	N/A	N/A
12 MILL LEVY	22,127	17,178	0	78%	N/A
13 OTHER REVENUES	0	1,575	6,934	N/A	23%
14 CONTRACT AND GRANT REVENUES	0	0	0	N/A	N/A
TOTAL REVENUES	60,301	27,565	6,934	46%	398%
15 TOTAL COMPENSATION EXPENSES	23,883	12,457	3,997	52%	312%
16 SUPPLIES/MEDICAL SUPPLIES	6,134	3,531	0	58%	N/A
17 UNIVERSITY CLINICIANS PROGRAM	0	2,831	0	N/A	N/A
18 HOUSESTAFF	0	0	0	N/A	N/A
19 TRAVEL	0	0	0	N/A	N/A
20 STUDENT COSTS	0	0	0	N/A	N/A
21 PATIENT CARE COSTS	3,427	3,156	0	92%	N/A
22 TELEPHONE/COMMUNICATION COSTS	0	0	0	N/A	N/A
23 PURCHASED SERVICES	5,317	1,301	0	24%	N/A
24 OTHER MEDICAL SERVICES	0	0	0	N/A	N/A
25 SUB AWARDS/SERVICE CONTRACTS	0	0	0	N/A	N/A
26 O&M & LEASES	191	136	0	71%	N/A
27 UTILITIES	558	295	0	53%	N/A
28 DEPRECIATION	9,288	4,157	214	45%	1942%
29 DEBT SERVICE	5,020	4,286	6,345	85%	68%
30 OTHER EXPENSES	8,069	240	2,350	3%	10%
31 CONTRACT AND GRANT EXPENSES	0	0	0	N/A	N/A
TOTAL EXPENSES	61,886	32,388	12,906	52%	251%
NET OPERATING INCOME	(1,585)	(4,823)	(5,972)		
32 CAPITAL EXPENDITURES	0	0	0	N/A	N/A
INCOME BEFORE NON-RECURRING ITEMS	(1,585)	(4,823)	(5,972)		
33 NON-RECURRING ITEMS	0	0	0		
NET INCOME	(1,585)	(4,823)	(5,972)		



UNIVERSITY OF NEW MEXICO HEALTH SCIENCES CENTER - Consolidated HSC
2013 Fiscal Year-to-Date Summary through January 31, 2013 (Preliminary and Unaudited)
(In thousands)

Clinical and Academic Operations

	Consolidated HSC FY 2013 Operating Budget	Consolidated HSC FY 2013 YTD 1/31/2013 Actual	Consolidated HSC FY 2012 Year End Actual	Consolidated HSC FY 13 YTD Actual to FY 2013 Operating Budget Benchmark Rate (58%)	Consolidated HSC FY 13 YTD Actual to FY 2012 Year End Actual Benchmark Rate (58%)
1 UNM MEDICAL GROUP REVENUES	248,229	144,986	230,585	58%	63%
2 UNM HOSPITALS REVENUES	769,022	429,750	736,516	56%	58%
3 SRMC REVENUES	50,491	14,365	141	28%	-
4 UNM CANCER CENTER CLINICAL REVENUES	29,703	15,540	22,983	52%	68%
5 TUITION AND FEES	12,147	12,710	12,046	105%	106%
6 CIGARETTE TAX APPROPRIATIONS	3,296	2,439	3,885	74%	63%
7 RPSP APPROPRIATIONS	28,890	17,101	27,071	59%	63%
8 I&G APPROPRIATIONS	60,089	34,845	58,358	58%	60%
9 I&G MAIN CAMPUS TRANSFERS	18,615	10,938	16,815	59%	65%
10 F&A REVENUES (OH RETURN)	22,000	11,855	22,709	54%	52%
11 HSC/UNM INTERNAL TRANSFERS	(4,956)	(2,356)	(19,750)	48%	12%
12 MILL LEVY	113,105	70,248	90,166	62%	78%
13 OTHER REVENUES	33,423	23,949	36,743	72%	65%
14 CONTRACT AND GRANT REVENUES	142,257	77,638	138,553	55%	56%
TOTAL REVENUES	1,526,309	864,007	1,376,822	57%	63%
15 TOTAL COMPENSATION EXPENSES	767,784	443,594	696,003	58%	64%
16 SUPPLIES/MEDICAL SUPPLIES	138,715	85,404	130,676	62%	65%
17 UNIVERSITY CLINICIANS PROGRAM	55,567	35,137	51,696	63%	68%
18 HOUSESTAFF	24,332	14,360	22,664	59%	63%
19 TRAVEL	5,092	2,969	4,817	58%	62%
20 STUDENT COSTS	1,960	1,591	2,010	81%	79%
21 PATIENT CARE COSTS	48,310	31,503	42,404	65%	74%
22 TELEPHONE/COMMUNICATION COSTS	5,445	3,291	5,598	60%	59%
23 PURCHASED SERVICES	173,629	95,262	147,097	55%	65%
24 OTHER MEDICAL SERVICES	18,010	10,395	16,690	58%	62%
25 SUB AWARDS/SERVICE CONTRACTS	9,376	5,215	9,437	56%	55%
26 O&M & LEASES	22,367	12,900	23,096	58%	56%
27 UTILITIES	11,615	6,617	10,542	57%	63%
28 DEPRECIATION	44,829	22,990	35,544	51%	65%
29 DEBT SERVICE	15,024	10,104	15,981	67%	63%
30 OTHER EXPENSES	66,447	16,085	48,339	24%	33%
31 CONTRACT AND GRANT EXPENSES	130,368	70,114	126,423	54%	55%
TOTAL EXPENSES	1,538,872	867,533	1,389,019	56%	62%
NET OPERATING INCOME	(12,564)	(3,525)	(12,197)		
32 CAPITAL EXPENDITURES	391	774	1,180	198%	66%
INCOME BEFORE NON-RECURRING ITEMS	(12,955)	(4,300)	(13,377)		
33 NON-RECURRING ITEMS *	5,890	1,913	3,965	32%	48%
NET INCOME	(7,064)	(2,387)	(9,412)		

* NON-RECURRING ITEMS ARE MEANINGFUL USE REVENUES AND USE OF DEPARTMENTAL RESERVES - SEE INDIVIDUAL WORKSHEETS FOR DETAILS



UNIVERSITY OF NEW MEXICO HEALTH SCIENCES CENTER
Balance Sheet for the Health Sciences Center
2013 Fiscal Year as of January 31, 2013 (Preliminary and Unaudited)
(In thousands)

	University HSC	UNM Hospitals	UNMMG	SRMC
ASSETS				
1 Cash and cash equivalents	19,731	87,710	15,474	185
2 Marketable securities	29,596	34,147	-	-
Receivables:				
3 Patient, net	1,294	70,064	22,599	7,682
4 Receivable from Affiliates	49,340	1,578	4,392	-
5 Estimated third party payor settlements	-	27,106	-	-
6 County Treasurer	-	1,447	-	3,545
7 Contracts, Grants and Other	13,767	30,912	-	-
8 Other	4,290	15,002	1,115	1,545
Total Current Assets	<u>118,018</u>	<u>267,966</u>	<u>43,580</u>	<u>12,957</u>
Assets whose use is limited:				
9 Held by trustee for debt service & other	-	38,721	-	22,691
10 By UNM Hospital Clinical Operations Board	-	18,567	-	-
11 Board and Other Designated Assets	111,157	-	31,757	-
12 Endowments	90,737	-	-	-
13 Capital Assets, net of depreciation	266,740	264,768	1,508	149,500
TOTAL ASSETS	<u>586,652</u>	<u>590,022</u>	<u>76,845</u>	<u>185,148</u>
LIABILITIES				
14 Accounts Payable	5,465	27,391	4,956	2,550
15 Other accrued liabilities	27,270	47,095	-	1,587
16 Payable to Affiliates	1,855	29,643	20,887	2,925
17 Bonds payable - current	856	5,240	-	1,540
18 Interest payable bonds	114	670	-	4,751
19 Estimated third party payor settlements	-	15,066	-	-
20 Bonds payable - non current	19,042	159,420	-	140,015
21 Other liabilities - non current	22,265	6,683	-	-
22 Sponsored Project Deferred Revenue	11,183	-	-	-
TOTAL LIABILITIES	<u>88,050</u>	<u>291,208</u>	<u>25,843</u>	<u>153,368</u>
NET ASSETS				
23 Restricted - expendable grants, bequests and contributions	92,656	12,218	-	37,153
24 Restricted - trust indenture and debt agreement	-	21,499	31,757	-
25 Committed and Dedicated agreements	148,994	-	-	-
26 Discretionary Reserve	10,110	149,133	17,737	(7,536)
27 Assets invested in Capital, net of related debt	246,842	115,964	1,508	2,163
TOTAL NET ASSETS	<u>498,602</u>	<u>298,814</u>	<u>51,002</u>	<u>31,780</u>
Current Ratio	3.20	2.15	1.69	1.84
Days Cash on Hand	34.93	43.65	43.77	264.05

GLOSSARY OF REPORT CATEGORIES

FINANCIAL STATEMENT CATEGORY	UNM	UNMMG	UNM Hospitals	SRMC
UNM MEDICAL GROUP REVENUES	Clinical revenue primarily based on Physician or Provider efforts and collection through UNMMG	Net patient services revenue including SCI & UPL from UNMMG Clinical operations	N/A	N/A
UNM HOSPITALS REVENUES	Revenue from University Hospital to the School of Medicine	N/A	Hospital facility revenue based on patient billings by UNMH	N/A
SRMC REVENUES	Revenue from SRMC to the School of Medicine	N/A	N/A	Hospital facility revenue based on patient billings by SRMC
UNM CANCER CENTER CLINICAL REVENUES	Cancer Center patient revenue posted from the global billings and Infusion Suite net income. Clinical Adult Infusion Suite/RO/MO	N/A	N/A	N/A
TUITION AND FEES	Tuition & Fees, including tuition differentials	N/A	N/A	N/A
CIGARETTE TAX APPROPRIATIONS	Revenues received from the State as a calculated portion of Tax Revenue on the sale of tobacco products for use in Cancer Research	N/A	N/A	N/A
RPSP APPROPRIATIONS	Revenue received for current operations made available to UNM by act of NM State Legislature on an annual basis for Research, Public Service and Independent Operations	N/A	Revenue received for current operations made available to UNMH by act of NM State Legislature on an annual basis for Research, Public Service and Independent Operations	N/A
I&G APPROPRIATIONS	Revenue received for current operations made available to UNM by act of NM State Legislature on an annual basis for I&G operations	N/A	N/A	N/A
I&G MAIN CAMPUS TRANSFERS	Partial transfer of tuition and formula workload generated by Nursing, Pharmacy and SOM	N/A	N/A	N/A
F & A REVENUES (OH RETURN)	Revenue from recovery of indirect costs (F&A) incurred by a Contract or Grant also known as overhead return	N/A	N/A	N/A
HSC/UNM INTERNAL TRANSFERS	All transfers to/from HSC Unrestricted Funds excluding the I&G Main Campus Transfer and Transfers for Debt Service	N/A	N/A	N/A
MILL LEVY	N/A	N/A	Mil levy taxes collected on behalf of the Bernalillo County Treasurer and remitted to UNMH as required by the Hospital Funding Act.	Mil levy taxes collected on behalf of the Sandoval County Treasurer and remitted to SRMC as required by the Hospital Funding Act.
OTHER REVENUES	All other Revenues - not contained in any other category - Sales & Services (not Internal Service Center P18 sales), Gains on Sponsored Projects, Gifts, Endowment Spending Distributions, Investment Income, etc.	Other operating revenues	All other revenues not contained in any other category: Investment income, equity loss in Tricare, donated revenue, gain/loss on sale of assets, food, nutrition, catering & vending revenue, medical records revenue, rent revenue, all other non-operating revenue	All other revenues not contained in any other category: Investment income, donated revenue, gain/loss on sale of assets, food, nutrition, catering & vending revenue, medical records revenue, rent revenue, all other non-operating revenue
CONTRACT AND GRANT REVENUES	All Restricted Funds Revenue and Unrestricted Contract Revenue for example VA contracts	N/A	Revenue associated with restricted and unrestricted contracts and grants	N/A

GLOSSARY OF REPORT CATEGORIES

FINANCIAL STATEMENT CATEGORY	UNM	UNMMG	UNM Hospitals	SRMC
TOTAL COMPENSATION EXPENSES	Salary, wages & benefits	Salaries and benefits considered to be operating and certain clinical expenses of UNMMG	Salary, wages & benefits	Salary, wages & benefits
SUPPLIES/MEDICAL SUPPLIES	Office supplies, computer supplies, dues & memberships, postage charges, recruitment expenses, non capital equipment, computers, food, lab supplies, uniforms, training materials, etc.	N/A	Medical supplies for: lab, radiology, blood, pharmaceuticals, biologics, implantable devices, office supplies, computer supplies, photocopy expense, forms, linen, food, uniforms, and training materials.	Medical supplies for: lab, radiology, blood, pharmaceuticals, biologics, implantable devices, office supplies, computer supplies, photocopy expense, forms, linen, food, uniforms, and training materials.
UNIVERSITY CLINICIANS PROGRAM	N/A	N/A	Special clinician program to support SOM	Special clinician program to support SOM
HOUSESTAFF	N/A	N/A	Reimbursement of patient care services provided by residents who are employed by SOM.	Reimbursement of patient care services provided by SOM through UNMMG.
TRAVEL	Travel - in state, out of state, foreign, business meals, rental vehicles, new employee moving expenses, vehicle fuel etc.	N/A	Travel - in state, out of state, business meals, rental vehicles, flights, ground transportation, vehicle fuel etc.	N/A
STUDENT COSTS	Student tuition/fee expense, student travel, scholarships/fellowships, housing, insurance for students, student awards, etc.	N/A	N/A	N/A
PATIENT CARE COSTS	Patient Care costs for inpatient, outpatient care & lab, pharmacy and x-ray services for patients	Patient Care costs for inpatient, outpatient care & lab, pharmacy and x-ray services for patients	Patient Care costs for inpatient, outpatient care including Tricare laboratory expense, OR instruments, NM Insurance pool premiums, kidney acquisition, step down care (snf) for IV dependent patients, radiation oncology and patient assistance	Patient Care costs for inpatient, outpatient care including Tricare laboratory expense, OR instruments, NM Insurance pool premiums, kidney acquisition, step down care (snf) for IV dependent patients, radiation oncology and patient assistance
TELEPHONE/COMMUNICATION COSTS	Telephone, voicemail, cellular, long distance, paging and data networking charges	N/A	Telephone, voicemail, cellular, long distance, paging and data networking charges	N/A
PURCHASED SERVICES	Alarm fees, internet fees, architectural services, auditing services, printing/copying/binding fees, conference/event fees, honoraria, insurance charges (general liability, professional liability), legal services, electronic journals & books, consultant fees, etc.	Includes payment to UNM SOM for physician and other provider services	Recruitment, professional, legal, auditing, consulting fees, promotional/graphics, IT Hosting Cerner, Siemens and PACS, safety and risk services, equifax, laundry, malpractice and liability insurance, etc.	Recruitment, professional, legal, auditing, consulting fees, promotional/graphics, IT Hosting Cerner, Siemens and PACS, safety and risk services, equifax, laundry, malpractice and liability insurance, etc.
OTHER MEDICAL SERVICES	N/A	N/A	Pathology contract, physician services, Executive Medical Directors, Medical Directors, dialysis services for UNM Care patients, OMI MOU, Adult Infusion net	N/A
SUB AWARDS/SERVICE CONTRACTS	Unrestricted Sub Awards, Gain/Loss on Unrestricted Projects	N/A	All service contracts	N/A

GLOSSARY OF REPORT CATEGORIES

FINANCIAL STATEMENT CATEGORY	UNM	UNMMG	UNM Hospitals	SRMC
O&M & LEASES	Plant maintenance and repairs, equipment repairs and maintenance, property insurance, auto insurance, facility rent expense	Building maintenance and repairs, equipment repairs and maintenance, repair parts, equipment rent, property insurance, auto insurance, facility rent expense, and housekeeping supplies	Building maintenance and repairs, equipment repairs and maintenance, repair parts, equipment rent, property insurance, auto insurance, facility rent expense, and housekeeping supplies	Building maintenance and repairs, equipment repairs and maintenance, repair parts, equipment rent, property insurance, auto insurance, facility rent expense, and housekeeping supplies
UTILITIES	Natural gas, electricity, steam, sewer, water, chilled water	N/A	Natural gas, electricity, steam, sewer, water, chilled water	Natural gas, electricity, steam, sewer, water, chilled water
DEPRECIATION	N/A	The annual amortization for the furniture and equipment.	The annual amortization for the capital outlay associated with building, building improvement, fixed and moveable equipment which is based on the estimated useful lives of the assets as determined by the AHA "Estimated useful lives of Depreciable Hospital Assets".	The annual amortization for the capital outlay associated with building, building improvement, fixed and moveable equipment which is based on the estimated useful lives of the assets as determined by the AHA "Estimated useful lives of Depreciable Hospital Assets".
DEBT SERVICE	Transfers to cover debt service	N/A	Interest expense associated with the series 2004 FHA Insured Hospital Mortgage Revenue Bonds.	Interest expense associated with the series A & B Bonds.
OTHER EXPENSES	Banking fees, cost of goods sold, research costs, royalties, bad debt expense, other operating costs, Banner tax, etc.	Billings & collections expenses and other operating expenses of UNMMG	Programming, application, software and maintenance expenses, non capital equipment (less than \$5k), signs, dues & memberships, freight, postage, subscriptions, licenses/permits, Gap Tax, Intergovernmental Transfers for the SCI and IME, bond issuance costs, capital initiatives and other non-operating expenses.	Programming, application, software and maintenance expenses, non capital equipment (less than \$5k), signs, dues & memberships, freight, postage, subscriptions, licenses/permits, Gap Tax, Intergovernmental Transfers for the SCI and IME, bond issuance costs, capital initiatives and other non-operating expenses.
CONTRACT AND GRANT EXPENSES	All Restricted Funds Expense and Unrestricted Contract Expense for example VA contracts	N/A	N/A	N/A
CAPITAL EXPENDITURES	Equipment/furniture >\$5,000, Computer hardware, library acquisitions, etc.	N/A	N/A	N/A