






Health Sciences Center Metrics											
Benchmark	Desired	FY 2009 2nd Quarter	FY 2010 2nd Quarter	FY 2011 2nd Quarter	FY 2012 2nd Quarter	FY 2013 2nd Quarter	Fiscal Year Trend	FY 2013 January 31st	FY 2013 February 28th		
<b>Net Income</b> <i>(Amounts are in thousands)</i>	HSC	↑	\$1,792	\$2,609	(\$1,097)	(\$1,371)	(\$1,180)		\$3,368	1,865	
	UNMMG	↑	\$1,705	\$1,280	\$5,078	(\$226)	\$864		\$4,112	2,787	
	UNMH	↑	\$6,154	(\$1,056)	\$317	\$647	(\$3,481)		(\$5,044)	(4,115)	
	SRMC	↑	NA	NA	NA	NA	(\$2,226)		(\$4,823)	(6,180)	
<b>Days Cash on Hand</b> Days of Expense in Discretionary Reserves Year End	HSC	↑	NA	NA	13.96	13.28	7.39				
	ACMPE 30 Days *	UNMMG	↑	75.50	37.30	45.50	16.20	32.60			
	UHC 75 Days **	UNMH	↑	40.05	45.34	63.43	50.96	46.41			
	UHC 75 Days **	SRMC	↑	NA	NA	NA	NA	NA			
<b>Uncompensated Care</b>	HSC - CRTC	↓	\$2,855,337	\$1,673,857	\$2,897,152	\$2,245,562	\$2,915,185		\$3,500,374	\$3,964,378	
	UNMMG	↓	\$11,833,026	\$13,806,049	\$16,093,488	\$16,034,592	\$20,508,139		\$24,629,950	\$28,231,649	
	UNMH	↓	\$63,063,938	\$72,081,019	\$81,828,170	\$82,646,635	\$94,331,186		\$108,248,073	\$124,558,944	
	SRMC	↓	NA	NA	NA	NA	\$1,333,186		\$1,620,128	\$1,809,034	
<b>Accounts Receivable Greater Than Ninety Days as of December 31st</b>	HSC	↓	\$4,261,552 16%	\$2,858,212 14%	\$3,231,126 13%	\$3,867,386 22%	\$2,140,565 11%				
	UNMMG	↓	\$4,912,237 18%	\$3,367,608 14%	\$3,367,608 14%	\$5,825,772 20%	\$4,465,714 16%				
	UNMH	↓	\$48,722,309 24%	\$56,763,181 24%	\$85,049,507 31%	\$73,003,449 30%	\$64,847,270 26%				
	SRMC	↓	NA	NA	NA	NA	\$5,039,913 29%				

\* American College of Medical Practice Executives

\*\* University HealthSystem Consortium

**Health Sciences Center  
Metrics**

	Desired	FY 2009 2nd Quarter	FY 2010 2nd Quarter	FY 2011 2nd Quarter	FY 2012 2nd Quarter	FY 2013 2nd Quarter	Trend
<b>Proposals Submitted</b>	↑	\$89,670,149	\$103,233,979	\$98,221,200	\$88,643,601	\$97,095,046	
<b>Awards</b>	↑	\$60,601,727	\$61,754,846	\$85,598,754	\$69,091,388	\$70,018,337	
<b>Earned F&amp;A</b>	↑	\$9,263,352	\$10,148,311	\$11,410,821	\$11,074,508	\$10,146,226	
<b>Contract &amp; Grant Revenue/Net Revenue</b>	↑	21.96%	23.68%	25.88%	26.92%	25.94%	
<i>(A higher percentage equates to a higher contribution of C&amp;G to total revenues)</i>							
<b>Contract &amp; Grant Expense</b>	↑	\$56,358,831	\$54,403,198	\$59,001,532	\$58,449,997	\$61,378,349	
<i>(Includes Cost Share, Program Income and F&amp;A Expense)</i>							



**UNIVERSITY OF NEW MEXICO HEALTH SCIENCES CENTER - University HSC Only\***  
**2013 Fiscal Year-to-Date Summary through February 28, 2013 (Preliminary and Unaudited)**  
(In thousands)

Clinical and Academic Operations

\* UNIVERSITY HSC ONLY INCLUDES: SOM, CON, COP, HSLIC, ADMIN, RESEARCH

	University HSC FY 2013 Operating Budget	University HSC FY 2013 YTD 2/28/2013 Actual	University HSC FY 2012 Year End Actual	University HSC FY 13 YTD Actual to FY 2013 Operating Budget Benchmark Rate (67%)	University HSC FY 13 YTD Actual to FY 2012 Year End Actual Benchmark Rate (67%)
1 UNM MEDICAL GROUP REVENUES	104,398	65,663	102,884	63%	64%
2 UNM HOSPITALS REVENUES	98,817	64,990	92,272	66%	70%
3 SRMC REVENUES	12,317	6,543	141	53%	-
4 UNM CANCER CENTER CLINICAL REVENUES	29,703	17,652	22,983	59%	77%
5 TUITION AND FEES	12,147	12,748	12,046	105%	106%
6 CIGARETTE TAX APPROPRIATIONS	3,296	3,255	3,885	99%	84%
7 RPSP APPROPRIATIONS	15,924	10,616	14,788	67%	72%
8 I&G APPROPRIATIONS	60,089	39,893	58,358	66%	68%
9 I&G MAIN CAMPUS TRANSFERS	18,615	12,473	16,815	67%	74%
10 F&A REVENUES (OH RETURN)	22,000	13,593	22,709	62%	60%
11 HSC/UNM INTERNAL TRANSFERS	(4,956)	(3,229)	(19,750)	65%	16%
12 MILL LEVY	0	0	0	N/A	N/A
13 OTHER REVENUES	10,948	9,254	13,720	85%	67%
14 CONTRACT AND GRANT REVENUES	138,367	85,894	134,037	62%	64%
<b>TOTAL REVENUES</b>	<b>521,663</b>	<b>339,345</b>	<b>474,888</b>	<b>65%</b>	<b>71%</b>
15 TOTAL COMPENSATION EXPENSES	329,780	216,256	292,809	66%	74%
16 SUPPLIES/MEDICAL SUPPLIES	11,771	7,093	10,783	60%	66%
17 UNIVERSITY CLINICIANS PROGRAM	0	0	0	N/A	N/A
18 HOUSESTAFF	0	0	0	N/A	N/A
19 TRAVEL	4,372	2,945	4,162	67%	71%
20 STUDENT COSTS	1,960	1,761	2,010	90%	88%
21 PATIENT CARE COSTS	923	464	929	50%	50%
22 TELEPHONE/COMMUNICATION COSTS	1,941	1,472	2,136	76%	69%
23 PURCHASED SERVICES	20,755	15,272	22,538	74%	68%
24 OTHER MEDICAL SERVICES	0	0	0	N/A	N/A
25 SUB AWARDS/SERVICE CONTRACTS	545	624	1,430	114%	44%
26 O&M & LEASES	6,262	4,784	6,545	76%	73%
27 UTILITIES	4,150	3,329	4,303	80%	77%
28 DEPRECIATION	0	0	0	N/A	N/A
29 DEBT SERVICE	2,234	1,446	1,677	65%	86%
30 OTHER EXPENSES	10,574	908	387	9%	235%
31 CONTRACT AND GRANT EXPENSES	130,368	80,191	126,423	62%	63%
<b>TOTAL EXPENSES</b>	<b>525,635</b>	<b>336,545</b>	<b>476,131</b>	<b>64%</b>	<b>71%</b>
<b>NET OPERATING INCOME</b>	<b>(3,973)</b>	<b>2,800</b>	<b>(1,243)</b>		
32 CAPITAL EXPENDITURES	391	935	1,180	239%	79%
INCOME BEFORE NON-RECURRING ITEMS	(4,363)	1,865	(2,423)		
33 NON-RECURRING ITEMS	0	0	0	N/A	N/A
<b>NET INCOME</b>	<b>(4,363)</b>	<b>1,865</b>	<b>(2,423)</b>		



**UNIVERSITY OF NEW MEXICO HEALTH SCIENCES CENTER - UNM Hospitals Only**  
**2013 Fiscal Year-to-Date Summary through February 28, 2013 (Preliminary and Unaudited)**  
(In thousands)

Clinical Operations

	UNM Hospitals FY 2013 Operating Budget	UNM Hospitals FY 2013 YTD 2/28/2013 Actual	UNM Hospitals FY 2012 Year End Actual	UNM Hospitals FY 13 YTD Actual to FY 2013 Operating Budget Benchmark Rate (67%)	UNM Hospitals FY 13 YTD Actual to FY 2012 Year End Actual Benchmark Rate (67%)
1 UNM MEDICAL GROUP REVENUES	0	0	0	N/A	N/A
2 UNM HOSPITALS REVENUES	670,205	424,736	644,244	63%	66%
3 SRMC REVENUES	0	0	0	N/A	N/A
4 UNM CANCER CENTER CLINICAL REVENUES	0	0	0	N/A	N/A
5 TUITION AND FEES	0	0	0	N/A	N/A
6 CIGARETTE TAX APPROPRIATIONS	0	0	0	N/A	N/A
7 RPSP APPROPRIATIONS	12,966	8,846	12,283	68%	72%
8 I&G APPROPRIATIONS	0	0	0	N/A	N/A
9 I&G MAIN CAMPUS TRANSFERS	0	0	0	N/A	N/A
10 F&A REVENUES (OH RETURN)	0	0	0	N/A	N/A
11 HSC/UNM INTERNAL TRANSFERS	0	0	0	N/A	N/A
12 MILL LEVY	90,977	60,651	90,166	67%	67%
13 OTHER REVENUES	20,142	15,015	14,273	75%	105%
14 CONTRACT AND GRANT REVENUES	3,891	2,960	4,517	76%	66%
<b>TOTAL REVENUES</b>	<b>798,181</b>	<b>512,208</b>	<b>765,482</b>	<b>64%</b>	<b>67%</b>
15 TOTAL COMPENSATION EXPENSES	398,004	265,661	384,935	67%	69%
16 SUPPLIES/MEDICAL SUPPLIES	120,810	84,036	119,894	70%	70%
17 UNIVERSITY CLINICIANS PROGRAM	55,567	35,976	51,696	65%	70%
18 HOUSESTAFF	24,332	16,709	22,664	69%	74%
19 TRAVEL	720	454	656	63%	69%
20 STUDENT COSTS	0	0	0	N/A	N/A
21 PATIENT CARE COSTS	37,135	25,101	36,247	68%	69%
22 TELEPHONE/COMMUNICATION COSTS	3,505	2,305	3,463	66%	67%
23 PURCHASED SERVICES	23,304	14,630	22,048	63%	66%
24 OTHER MEDICAL SERVICES	18,010	12,896	16,690	72%	77%
25 SUB AWARDS/SERVICE CONTRACTS	8,831	5,355	8,007	61%	67%
26 O&M & LEASES	15,461	9,778	16,078	63%	61%
27 UTILITIES	6,907	4,180	6,240	61%	67%
28 DEPRECIATION	35,025	21,147	34,842	60%	61%
29 DEBT SERVICE	7,770	5,197	7,959	67%	65%
30 OTHER EXPENSES	43,595	13,089	41,002	30%	32%
31 CONTRACT AND GRANT EXPENSES	0	0	0	N/A	N/A
<b>TOTAL EXPENSES</b>	<b>798,977</b>	<b>516,514</b>	<b>772,420</b>	<b>65%</b>	<b>67%</b>
<b>NET OPERATING INCOME</b>	<b>(796)</b>	<b>(4,306)</b>	<b>(6,937)</b>		
32 CAPITAL EXPENDITURES	0	0	0	N/A	N/A
INCOME BEFORE NON-RECURRING ITEMS	(796)	(4,306)	(6,937)		
33 NON-RECURRING ITEMS *	820	191	8,791		
<b>NET INCOME</b>	<b>24</b>	<b>(4,115)</b>	<b>1,853</b>		

\* NON-RECURRING ITEMS ARE MEANINGFUL USE REVENUES FOR FY 12 & FY 13 OPERATING BUDGET



**UNIVERSITY OF NEW MEXICO HEALTH SCIENCES CENTER - UNMMG Only**  
**2013 Fiscal Year-to-Date Summary through February 28, 2013 (Preliminary and Unaudited)**  
(In thousands)

Clinical Operations

	UNMMG FY 2013 Operating Budget	UNMMG FY 2013 YTD 2/28/2013 Actual	UNMMG FY 2012 Year End Actual	UNMMG FY 13 YTD Actual to FY 2013 Operating Budget Benchmark Rate (67%)	UNMMG FY 13 YTD Actual to FY 2012 Year End Actual Benchmark Rate (67%)
1 UNM MEDICAL GROUP REVENUES	143,831	99,113	127,701	69%	78%
2 UNM HOSPITALS REVENUES	0	0	0	N/A	N/A
3 SRMC REVENUES	0	0	0	N/A	N/A
4 UNM CANCER CENTER CLINICAL REVENUES	0	0	0	N/A	N/A
5 TUITION AND FEES	0	0	0	N/A	N/A
6 CIGARETTE TAX APPROPRIATIONS	0	0	0	N/A	N/A
7 RPSP APPROPRIATIONS	0	0	0	N/A	N/A
8 I&G APPROPRIATIONS	0	0	0	N/A	N/A
9 I&G MAIN CAMPUS TRANSFERS	0	0	0	N/A	N/A
10 F&A REVENUES (OH RETURN)	0	0	0	N/A	N/A
11 HSC/UNM INTERNAL TRANSFERS	0	0	0	N/A	N/A
12 MILL LEVY	0	0	0	N/A	N/A
13 OTHER REVENUES	2,333	1,551	1,817	66%	85%
14 CONTRACT AND GRANT REVENUES	0	0	0	N/A	N/A
<b>TOTAL REVENUES</b>	<b>146,164</b>	<b>100,664</b>	<b>129,518</b>	<b>69%</b>	<b>78%</b>
15 TOTAL COMPENSATION EXPENSES	16,117	11,117	14,261	69%	78%
16 SUPPLIES/MEDICAL SUPPLIES	0	0	0	N/A	N/A
17 UNIVERSITY CLINICIANS PROGRAM	0	0	0	N/A	N/A
18 HOUSESTAFF	0	0	0	N/A	N/A
19 TRAVEL	0	0	0	N/A	N/A
20 STUDENT COSTS	0	0	0	N/A	N/A
21 PATIENT CARE COSTS	6,826	6,867	5,229	101%	131%
22 TELEPHONE/COMMUNICATION COSTS	0	0	0	N/A	N/A
23 PURCHASED SERVICES	124,254	77,764	102,511	63%	76%
24 OTHER MEDICAL SERVICES	0	0	0	N/A	N/A
25 SUB AWARDS/SERVICE CONTRACTS	0	0	0	N/A	N/A
26 O&M & LEASES	453	339	473	75%	72%
27 UTILITIES	0	0	0	N/A	N/A
28 DEPRECIATION	516	286	488	55%	59%
29 DEBT SERVICE	0	0	0	N/A	N/A
30 OTHER EXPENSES	4,208	3,225	4,600	77%	70%
31 CONTRACT AND GRANT EXPENSES	0	0	0	N/A	N/A
<b>TOTAL EXPENSES</b>	<b>152,374</b>	<b>99,598</b>	<b>127,562</b>	<b>65%</b>	<b>78%</b>
<b>NET OPERATING INCOME</b>	<b>(6,210)</b>	<b>1,066</b>	<b>1,956</b>		
32 CAPITAL EXPENDITURES	0	0	0	N/A	N/A
INCOME BEFORE NON-RECURRING ITEMS	(6,210)	1,066	1,956		
33 NON-RECURRING ITEMS *	5,070	1,721	(4,826)		
<b>NET INCOME</b>	<b>(1,140)</b>	<b>2,787</b>	<b>(2,870)</b>		

\* NON-RECURRING ITEMS FOR FY 12 ARE MEANINGFUL USE REVENUE \$1,636 & \$(6,462) USE OF DEPARTMENTAL RESERVES AND FOR FY 13 BUDGET MEANINGFUL USE REVENUE OF \$5,070 & ACTUAL OF \$1,721



**UNIVERSITY OF NEW MEXICO HEALTH SCIENCES CENTER - SRMC Only**  
**2013 Fiscal Year-to-Date Summary through February 28, 2013 (Preliminary and Unaudited)**  
(In thousands)

Clinical Operations

	SRMC FY 2013 Operating Budget	SRMC FY 2013 YTD 2/28/2013 Actual	SRMC FY 2012 Year End Actual	SRMC FY 13 YTD Actual to FY 2013 Operating Budget Benchmark Rate (67%)	SRMC FY 13 YTD Actual to FY 2012 Year End Actual Benchmark Rate (67%)
1 UNM MEDICAL GROUP REVENUES	0	0	0	N/A	N/A
2 UNM HOSPITALS REVENUES	0	0	0	N/A	N/A
3 SRMC REVENUES	38,174	10,976	0	29%	N/A
4 UNM CANCER CENTER CLINICAL REVENUES	0	0	0	N/A	N/A
5 TUITION AND FEES	0	0	0	N/A	N/A
6 CIGARETTE TAX APPROPRIATIONS	0	0	0	N/A	N/A
7 RPSAP APPROPRIATIONS	0	0	0	N/A	N/A
8 I&G APPROPRIATIONS	0	0	0	N/A	N/A
9 I&G MAIN CAMPUS TRANSFERS	0	0	0	N/A	N/A
10 F&A REVENUES (OH RETURN)	0	0	0	N/A	N/A
11 HSC/UNM INTERNAL TRANSFERS	0	0	0	N/A	N/A
12 MILL LEVY	22,127	17,856	0	81%	N/A
13 OTHER REVENUES	0	682	2,375	N/A	29%
14 CONTRACT AND GRANT REVENUES	0	0	0	N/A	N/A
<b>TOTAL REVENUES</b>	<b>60,301</b>	<b>29,514</b>	<b>2,375</b>	<b>49%</b>	<b>1243%</b>
15 TOTAL COMPENSATION EXPENSES	23,883	14,298	3,997	60%	358%
16 SUPPLIES/MEDICAL SUPPLIES	6,134	4,127	0	67%	N/A
17 UNIVERSITY CLINICIANS PROGRAM	0	2,288	0	N/A	N/A
18 HOUSESTAFF	0	7	0	N/A	N/A
19 TRAVEL	0	37	0	N/A	N/A
20 STUDENT COSTS	0	0	0	N/A	N/A
21 PATIENT CARE COSTS	3,427	1,689	0	49%	N/A
22 TELEPHONE/COMMUNICATION COSTS	0	78	0	N/A	N/A
23 PURCHASED SERVICES	5,317	2,116	0	40%	N/A
24 OTHER MEDICAL SERVICES	0	512	0	N/A	N/A
25 SUB AWARDS/SERVICE CONTRACTS	0	237	0	N/A	N/A
26 O&M & LEASES	191	251	0	132%	N/A
27 UTILITIES	558	356	0	64%	N/A
28 DEPRECIATION	9,288	4,997	214	54%	2335%
29 DEBT SERVICE	5,020	4,595	6,229	92%	74%
30 OTHER EXPENSES	8,069	106	2,350	1%	5%
31 CONTRACT AND GRANT EXPENSES	0	0	0	N/A	N/A
<b>TOTAL EXPENSES</b>	<b>61,886</b>	<b>35,694</b>	<b>12,790</b>	<b>58%</b>	<b>279%</b>
<b>NET OPERATING INCOME</b>	<b>(1,585)</b>	<b>(6,180)</b>	<b>(10,415)</b>		
32 CAPITAL EXPENDITURES	0	0	0	N/A	N/A
INCOME BEFORE NON-RECURRING ITEMS	(1,585)	(6,180)	(10,415)		
33 NON-RECURRING ITEMS	0	0	0		
<b>NET INCOME</b>	<b>(1,585)</b>	<b>(6,180)</b>	<b>(10,415)</b>		



**UNIVERSITY OF NEW MEXICO HEALTH SCIENCES CENTER - Consolidated HSC**  
**2013 Fiscal Year-to-Date Summary through February 28, 2013 (Preliminary and Unaudited)**  
(In thousands)

Clinical and Academic Operations

	Consolidated HSC FY 2013 Operating Budget	Consolidated HSC FY 2013 YTD 2/28/2013 Actual	Consolidated HSC FY 2012 Year End Actual	Consolidated HSC FY 13 YTD Actual to FY 2013 Operating Budget Benchmark Rate (67%)	Consolidated HSC FY 13 YTD Actual to FY 2012 Year End Actual Benchmark Rate (67%)
1 UNM MEDICAL GROUP REVENUES	248,229	164,776	230,585	66%	71%
2 UNM HOSPITALS REVENUES	769,022	489,726	736,516	64%	66%
3 SRMC REVENUES	50,491	17,519	141	35%	-
4 UNM CANCER CENTER CLINICAL REVENUES	29,703	29,703	22,983	59%	77%
5 TUITION AND FEES	12,147	12,748	12,046	105%	106%
6 CIGARETTE TAX APPROPRIATIONS	3,296	3,255	3,885	99%	84%
7 RPSP APPROPRIATIONS	28,890	19,462	27,071	67%	72%
8 I&G APPROPRIATIONS	60,089	39,893	58,358	66%	68%
9 I&G MAIN CAMPUS TRANSFERS	18,615	12,473	16,815	67%	74%
10 F&A REVENUES (OH RETURN)	22,000	13,593	22,709	62%	60%
11 HSC/UNM INTERNAL TRANSFERS	(4,956)	(3,229)	(19,750)	65%	16%
12 MILL LEVY	113,105	78,507	90,166	69%	87%
13 OTHER REVENUES	33,423	26,502	32,184	79%	82%
14 CONTRACT AND GRANT REVENUES	142,257	88,854	138,553	62%	64%
<b>TOTAL REVENUES</b>	<b>1,526,309</b>	<b>981,731</b>	<b>1,372,263</b>	64%	72%
15 TOTAL COMPENSATION EXPENSES	767,784	507,332	696,003	66%	73%
16 SUPPLIES/MEDICAL SUPPLIES	138,715	95,256	130,676	69%	73%
17 UNIVERSITY CLINICIANS PROGRAM	55,567	38,264	51,696	69%	74%
18 HOUSESTAFF	24,332	16,716	22,664	69%	74%
19 TRAVEL	5,092	3,436	4,817	67%	71%
20 STUDENT COSTS	1,960	1,761	2,010	90%	88%
21 PATIENT CARE COSTS	48,310	34,121	42,404	71%	80%
22 TELEPHONE/COMMUNICATION COSTS	5,445	3,855	5,598	71%	69%
23 PURCHASED SERVICES	173,629	109,782	147,097	63%	75%
24 OTHER MEDICAL SERVICES	18,010	13,408	16,690	74%	80%
25 SUB AWARDS/SERVICE CONTRACTS	9,376	6,216	9,437	66%	66%
26 O&M & LEASES	22,367	15,152	23,096	68%	66%
27 UTILITIES	11,615	7,865	10,542	68%	75%
28 DEPRECIATION	44,829	26,430	35,544	59%	74%
29 DEBT SERVICE	15,024	11,238	15,865	75%	71%
30 OTHER EXPENSES	66,447	17,328	48,339	26%	36%
31 CONTRACT AND GRANT EXPENSES	130,368	80,191	126,423	62%	63%
<b>TOTAL EXPENSES</b>	<b>1,538,872</b>	<b>988,351</b>	<b>1,388,903</b>	64%	71%
<b>NET OPERATING INCOME</b>	<b>(12,564)</b>	<b>(6,620)</b>	<b>(16,640)</b>		
32 CAPITAL EXPENDITURES	391	935	1,180	239%	79%
INCOME BEFORE NON-RECURRING ITEMS	(12,955)	(7,555)	(17,820)		
33 NON-RECURRING ITEMS *	5,890	1,913	3,965	32%	48%
<b>NET INCOME</b>	<b>(7,064)</b>	<b>(5,643)</b>	<b>(13,855)</b>		

\* NON-RECURRING ITEMS ARE MEANINGFUL USE REVENUES AND USE OF DEPARTMENTAL RESERVES - SEE INDIVIDUAL WORKSHEETS FOR DETAILS



**UNIVERSITY OF NEW MEXICO HEALTH SCIENCES CENTER**  
**Balance Sheet for the Health Sciences Center**  
**2013 Fiscal Year as of February 28, 2013 (Preliminary and Unaudited)**  
(In thousands)

University HSC	UNM Hospitals	UNMMG	SRMC
----------------	---------------	-------	------

**ASSETS**

1 Cash and cash equivalents	18,078	100,958	12,588	310
2 Marketable securities	27,118	34,190	-	-
Receivables:				
3 Patient, net	1,260	68,076	22,836	9,364
4 Receivable from Affiliates	49,447	3,373	4,310	-
5 Estimated third party payor settlements	-	16,300	-	-
6 County Treasurer	-	7,739	-	4,076
7 Contracts, Grants and Other	19,991	18,984	-	-
8 Other	3,162	13,817	1,084	1,517
Total Current Assets	<u>119,056</u>	<u>263,437</u>	<u>40,818</u>	<u>15,267</u>

Assets whose use is limited:

9 Held by trustee for debt service & other	-	39,739	-	19,625
10 By UNM Hospital Clinical Operations Board	-	18,553	-	-
11 Board and Other Designated Assets	105,782	-	31,805	-
12 Endowments	92,862	-	-	-
13 Capital Assets, net of depreciation	265,393	262,541	1,480	148,596
<b>TOTAL ASSETS</b>	<b><u>583,093</u></b>	<b><u>584,270</u></b>	<b><u>74,103</u></b>	<b><u>183,488</u></b>

**LIABILITIES**

14 Accounts Payable	11,030	23,485	5,067	2,410
15 Other accrued liabilities	25,967	39,443	-	1,697
16 Payable to Affiliates	825	34,194	19,359	2,752
17 Bonds payable - current	856	5,240	-	1,540
18 Interest payable bonds	228	1,340	-	5,118
19 Estimated third party payor settlements	-	14,749	-	-
20 Bonds payable - non current	19,042	159,420	-	139,700
21 Other liabilities - non current	22,281	6,656	-	-
22 Sponsored Project Deferred Revenue	10,091	-	-	-
<b>TOTAL LIABILITIES</b>	<b><u>90,320</u></b>	<b><u>284,527</u></b>	<b><u>24,426</u></b>	<b><u>153,217</u></b>

**NET ASSETS**

23 Restricted - expendable grants, bequests and contributions	94,781	12,485	-	37,153
24 Restricted - trust indenture and debt agreement	-	22,544	32,159	-
25 Committed and Dedicated agreements	143,619	-	-	-
26 Discretionary Reserve	8,878	150,976	16,038	(9,045)
27 Assets invested in Capital, net of related debt	245,495	113,738	1,480	2,163
<b>TOTAL NET ASSETS</b>	<b><u>492,773</u></b>	<b><u>299,743</u></b>	<b><u>49,677</u></b>	<b><u>30,271</u></b>

Current Ratio	2.97	2.23	1.67 <sup>8</sup>	2.40
Days Cash on Hand	31.44	50.14	43.77	152.40



### GLOSSARY OF REPORT CATEGORIES

FINANCIAL STATEMENT CATEGORY	UNM	UNMMG	UNM Hospitals	SRMC
UNM MEDICAL GROUP REVENUES	Clinical revenue primarily based on Physician or Provider efforts and collection through UNMMG	Net patient services revenue including SCI & UPL from UNMMG Clinical operations	N/A	N/A
UNM HOSPITALS REVENUES	Revenue from University Hospital to the School of Medicine	N/A	Hospital facility revenue based on patient billings by UNMH	N/A
SRMC REVENUES	Revenue from SRMC to the School of Medicine	N/A	N/A	Hospital facility revenue based on patient billings by SRMC
UNM CANCER CENTER CLINICAL REVENUES	Cancer Center patient revenue posted from the global billings and Infusion Suite net income. Clinical Adult Infusion Suite/RO/MO	N/A	N/A	N/A
TUITION AND FEES	Tuition & Fees, including tuition differentials	N/A	N/A	N/A
CIGARETTE TAX APPROPRIATIONS	Revenues received from the State as a calculated portion of Tax Revenue on the sale of tobacco products for use in Cancer Research	N/A	N/A	N/A
RPSAP APPROPRIATIONS	Revenue received for current operations made available to UNM by act of NM State Legislature on an annual basis for Research, Public Service and Independent Operations	N/A	Revenue received for current operations made available to UNMH by act of NM State Legislature on an annual basis for Research, Public Service and Independent Operations	N/A
I&G APPROPRIATIONS	Revenue received for current operations made available to UNM by act of NM State Legislature on an annual basis for I&G operations	N/A	N/A	N/A
I&G MAIN CAMPUS TRANSFERS	Partial transfer of tuition and formula workload generated by Nursing, Pharmacy and SOM	N/A	N/A	N/A
F & A REVENUES (OH RETURN)	Revenue from recovery of indirect costs (F&A) incurred by a Contract or Grant also known as overhead return	N/A	N/A	N/A
HSC/UNM INTERNAL TRANSFERS	All transfers to/from HSC Unrestricted Funds excluding the I&G Main Campus Transfer and Transfers for Debt Service	N/A	N/A	N/A
MILL LEVY	N/A	N/A	Mil levy taxes collected on behalf of the Bernalillo County Treasurer and remitted to UNMH as required by the Hospital Funding Act.	Mil levy taxes collected on behalf of the Sandoval County Treasurer and remitted to SRMC as required by the Hospital Funding Act.
OTHER REVENUES	All other Revenues - not contained in any other category - Sales & Services (not Internal Service Center P18 sales), Gains on Sponsored Projects, Gifts, Endowment Spending Distributions, Investment Income, etc.	Other operating revenues	All other revenues not contained in any other category: Investment income, equity loss in Tricare, donated revenue, gain/loss on sale of assets, food, nutrition, catering & vending revenue, medical records revenue, rent revenue, all other non-operating revenue	All other revenues not contained in any other category: Investment income, donated revenue, gain/loss on sale of assets, food, nutrition, catering & vending revenue, medical records revenue, rent revenue, all other non-operating revenue
CONTRACT AND GRANT REVENUES	All Restricted Funds Revenue and Unrestricted Contract Revenue for example VA contracts	N/A	Revenue associated with restricted and unrestricted contracts and grants	N/A

### GLOSSARY OF REPORT CATEGORIES

FINANCIAL STATEMENT CATEGORY	UNM	UNMMG	UNM Hospitals	SRMC
TOTAL COMPENSATION EXPENSES	Salary, wages & benefits	Salaries and benefits considered to be operating and certain clinical expenses of UNMMG	Salary, wages & benefits	Salary, wages & benefits
SUPPLIES/MEDICAL SUPPLIES	Office supplies, computer supplies, dues & memberships, postage charges, recruitment expenses, non capital equipment, computers, food, lab supplies, uniforms, training materials, etc.	N/A	Medical supplies for: lab, radiology, blood, pharmaceuticals, biologics, implantable devices, office supplies, computer supplies, photocopy expense, forms, linen, food, uniforms, and training materials.	Medical supplies for: lab, radiology, blood, pharmaceuticals, biologics, implantable devices, office supplies, computer supplies, photocopy expense, forms, linen, food, uniforms, and training materials.
UNIVERSITY CLINICIANS PROGRAM	N/A	N/A	Special clinician program to support SOM	Special clinician program to support SOM
HOUSESTAFF	N/A	N/A	Reimbursement of patient care services provided by residents who are employed by SOM.	Reimbursement of patient care services provided by SOM through UNMMG.
TRAVEL	Travel - in state, out of state, foreign, business meals, rental vehicles, new employee moving expenses, vehicle fuel etc.	N/A	Travel - in state, out of state, business meals, rental vehicles, flights, ground transportation, vehicle fuel etc.	Travel - in state, out of state, business meals, rental vehicles, flights, ground transportation, vehicle fuel etc.
STUDENT COSTS	Student tuition/fee expense, student travel, scholarships/fellowships, housing, insurance for students, student awards, etc.	N/A	N/A	N/A
PATIENT CARE COSTS	Patient Care costs for inpatient, outpatient care & lab, pharmacy and x-ray services for patients	Patient Care costs for inpatient, outpatient care & lab, pharmacy and x-ray services for patients	Patient Care costs for inpatient, outpatient care including Tricore laboratory expense, OR instruments, NM Insurance pool premiums, kidney acquisition, step down care (snf) for IV dependent patients, radiation oncology and patient assistance	Patient Care costs for inpatient, outpatient care including Tricore laboratory expense, OR instruments, NM Insurance pool premiums, kidney acquisition, step down care (snf) for IV dependent patients, radiation oncology and patient assistance
TELEPHONE/COMMUNICATION COSTS	Telephone, voicemail, cellular, long distance, paging and data networking charges	N/A	Telephone, voicemail, cellular, long distance, paging and data networking charges	Telephone, voicemail, cellular, long distance, paging and data networking charges
PURCHASED SERVICES	Alarm fees, internet fees, architectural services, auditing services, printing/copying/binding fees, conference/event fees, honoraria, insurance charges (general liability, professional liability), legal services, electronic journals & books, consultant fees, etc.	Includes payment to UNM SOM for physician and other provider services	Recruitment, professional, legal, auditing, consulting fees, promotional/graphics, IT Hosting Cerner, Siemens and PACS, safety and risk services, equifax, laundry, malpractice and liability insurance, etc.	Recruitment, professional, legal, auditing, consulting fees, promotional/graphics, IT Hosting Cerner, Siemens and PACS, safety and risk services, equifax, laundry, malpractice and liability insurance, etc.
OTHER MEDICAL SERVICES	N/A	N/A	Pathology contract, physician services, Executive Medical Directors, Medical Directors, dialysis services for UNM Care patients, OMI MOU, Adult Infusion net	Physician services
SUB AWARDS/SERVICE CONTRACTS	Unrestricted Sub Awards, Gain/Loss on Unrestricted Projects	N/A	All service contracts	All service contracts

### GLOSSARY OF REPORT CATEGORIES

FINANCIAL STATEMENT CATEGORY	UNM	UNMMG	UNM Hospitals	SRMC
O&M & LEASES	Plant maintenance and repairs, equipment repairs and maintenance, property insurance, auto insurance, facility rent expense	Building maintenance and repairs, equipment repairs and maintenance, repair parts, equipment rent, property insurance, auto insurance, facility rent expense, and housekeeping supplies	Building maintenance and repairs, equipment repairs and maintenance, repair parts, equipment rent, property insurance, auto insurance, facility rent expense, and housekeeping supplies	Building maintenance and repairs, equipment repairs and maintenance, repair parts, equipment rent, property insurance, auto insurance, facility rent expense, and housekeeping supplies
UTILITIES	Natural gas, electricity, steam, sewer, water, chilled water	N/A	Natural gas, electricity, steam, sewer, water, chilled water	Natural gas, electricity, steam, sewer, water, chilled water
DEPRECIATION	N/A	The annual amortization for the furniture and equipment.	The annual amortization for the capital outlay associated with building, building improvement, fixed and moveable equipment which is based on the estimated useful lives of the assets as determined by the AHA "Estimated useful lives of Depreciable Hospital Assets".	The annual amortization for the capital outlay associated with building, building improvement, fixed and moveable equipment which is based on the estimated useful lives of the assets as determined by the AHA "Estimated useful lives of Depreciable Hospital Assets".
DEBT SERVICE	Transfers to cover debt service	N/A	Interest expense associated with the series 2004 FHA Insured Hospital Mortgage Revenue Bonds.	Interest expense associated with the series A & B Bonds.
OTHER EXPENSES	Banking fees, cost of goods sold, research costs, royalties, bad debt expense, other operating costs, Banner tax, etc.	Billings & collections expenses and other operating expenses of UNMMG	Programming, application, software and maintenance expenses, non capital equipment (less than \$5k), signs, dues & memberships, freight, postage, subscriptions, licenses/permits, Gap Tax, Intergovernmental Transfers for the SCI and IME, bond issuance costs, capital initiatives and other non-operating expenses.	Programming, application, software and maintenance expenses, non capital equipment (less than \$5k), signs, dues & memberships, freight, postage, subscriptions, licenses/permits, Gap Tax, Intergovernmental Transfers for the SCI and IME, bond issuance costs, capital initiatives and other non-operating expenses.
CONTRACT AND GRANT EXPENSES	All Restricted Funds Expense and Unrestricted Contract Expense for example VA contracts	N/A	N/A	N/A
CAPITAL EXPENDITURES	Equipment/furniture >\$5,000, Computer hardware, library acquisitions, etc.	N/A	N/A	N/A