

**Health Sciences Center
Metrics**






Benchmark		Expected	FY 2009	FY 2010	FY 2011	FY 2012	FY 2013	Fiscal Year Trend	
			3rd Quarter	3rd Quarter	3rd Quarter	3rd Quarter	3rd Quarter		
Net Income <i>(Amounts are in thousands)</i>	HSC	↑	\$7,010	\$1,808	\$1,150	(\$3,736)	(\$1,717)		
	UNMMG	↑	(\$8,121)	\$1,082	\$16,464	\$1,511	\$949		
	UNMH	↑	\$8,012	\$419	\$2,882	\$349	(\$3,695)		
	SRMC	↑	NA	NA	NA	NA	(\$7,218)		
Days Cash on Hand Days of Expense in Discretionary Reserves Year End	HSC	↑	NA	NA	13.96	13.28	7.39		
	ACMPE 30 Days *	UNMMG	↑	39.40	53.10	32.50	58.50	43.58	
	UHC 75 Days **	UNMH	↑	46.68	63.71	66.20	58.62	46.34	
	UHC 75 Days **	SRMC	↑	NA	NA	NA	NA	NA	
Uncompensated Care <i>(Amounts are in thousands)</i>	HSC - CRTC	↓	\$4,535	\$2,671	\$4,313	\$3,858	\$4,511		
	UNMMG	↓	\$18,434	\$20,309	\$25,339	\$25,508	\$33,628		
	UNMH	↓	\$93,174	\$104,975	\$121,869	\$123,917	\$142,376		
	SRMC	↓	NA	NA	NA	NA	\$2,067		
Accounts Receivable Greater Than Ninety Days as of March 31th <i>(Amounts are in thousands)</i>	HSC	↓	\$1,904	\$1,574	\$1,160	\$1,615	\$248		
	UNMMG	↓	13%	13%	20%	15%	2%		
	UNMH	↓	\$5,659	\$5,278	\$3,479	\$6,235	\$4,466		
	SRMC	↓	14%	19%	13%	19%	15%		
			\$49,372	\$56,006	\$70,864	\$67,570	\$62,862		
			31%	29%	27%	25%	26%		
			NA	NA	NA	NA	\$14,193		
							47%		

* American College of Medical Practice Executives

** University HealthSystem Consortium

Health Sciences Center Metrics

(Amounts are in thousands)

		FY 2009	FY 2010	FY 2011	FY 2012	FY 2013	
	Expected	3rd Quarter	3rd Quarter	3rd Quarter	3rd Quarter	3rd Quarter	Trend
Proposals Submitted	↑	\$183,355	\$178,815	\$186,997	\$189,292	\$182,321	
Awards	↑	\$84,891	\$98,787	\$111,526	\$89,579	\$93,060	
Earned F&A	↑	\$14,392	\$15,643	\$17,499	\$16,711	\$15,572	
Contract & Grant Revenue/Net Revenue	↑	22.45%	25.05%	26.53%	27.03%	25.49%	
Contract & Grant Expense <i>(Includes Cost Share, Program Income and F&A Expense)</i>	↑	\$89,058	\$87,255	\$91,969	\$89,970	\$92,621	



UNIVERSITY OF NEW MEXICO HEALTH SCIENCES CENTER - University HSC Only*
2013 Fiscal Year-to-Date Summary through March 31, 2013 (Preliminary and Unaudited)
(In thousands)

Clinical and Academic Operations

* UNIVERSITY HSC ONLY INCLUDES: SOM, CON, COP, HSLIC, ADMIN, RESEARCH

	University HSC FY 2013 Revised Budget	University HSC FY 2013 YTD 3/31/2013 Actual	University HSC FY 2012 Year End Actual	University HSC FY 13 YTD Actual to FY 2013 Revised Budget Benchmark Rate (75%)	University HSC FY 13 YTD Actual to FY 2012 Year End Actual Benchmark Rate (75%)
1 UNM MEDICAL GROUP REVENUES	108,594	73,526	102,884	68%	71%
2 UNM HOSPITALS REVENUES	96,018	72,861	92,272	76%	79%
3 SRMC REVENUES	13,939	7,606	141	55%	-
4 UNM CANCER CENTER CLINICAL REVENUES	29,703	20,444	22,983	69%	89%
5 TUITION AND FEES	12,652	12,827	12,046	101%	106%
6 CIGARETTE TAX APPROPRIATIONS	3,296	2,955	3,885	90%	76%
7 RPSP APPROPRIATIONS	15,461	11,445	14,788	74%	77%
8 I&G APPROPRIATIONS	60,587	45,440	58,358	75%	78%
9 I&G MAIN CAMPUS TRANSFERS	18,615	14,009	16,815	75%	83%
10 F&A REVENUES (OH RETURN)	20,800	15,568	22,709	75%	69%
11 HSC/UNM INTERNAL TRANSFERS	(4,188)	(3,149)	(19,750)	75%	16%
12 MILL LEVY	0	0	0	N/A	N/A
13 OTHER REVENUES	12,007	9,498	13,720	79%	69%
14 CONTRACT AND GRANT REVENUES	124,605	97,035	134,037	78%	72%
TOTAL REVENUES	512,088	380,065	474,888	74%	80%
15 TOTAL COMPENSATION EXPENSES	318,478	236,028	292,809	74%	81%
16 SUPPLIES/MEDICAL SUPPLIES	13,130	8,529	10,783	65%	79%
17 UNIVERSITY CLINICIANS PROGRAM	0	0	0	N/A	N/A
18 HOUSESTAFF	0	0	0	N/A	N/A
19 TRAVEL	4,876	3,349	4,162	69%	80%
20 STUDENT COSTS	2,310	1,848	2,010	80%	92%
21 PATIENT CARE COSTS	1,068	774	929	73%	83%
22 TELEPHONE/COMMUNICATION COSTS	2,112	1,661	2,136	79%	78%
23 PURCHASED SERVICES	23,746	17,595	22,538	74%	78%
24 OTHER MEDICAL SERVICES	0	0	0	N/A	N/A
25 SUB AWARDS/SERVICE CONTRACTS	1,145	838	1,430	73%	59%
26 O&M & LEASES	7,444	5,419	6,545	73%	83%
27 UTILITIES	3,424	2,592	4,303	76%	60%
28 DEPRECIATION	0	0	0	N/A	N/A
29 DEBT SERVICE	2,234	1,627	1,677	73%	97%
30 OTHER EXPENSES	11,460	2,292	387	20%	592%
31 CONTRACT AND GRANT EXPENSES	116,454	90,558	126,423	78%	72%
TOTAL EXPENSES	507,880	373,109	476,131	73%	78%
NET OPERATING INCOME	4,208	6,956	(1,243)		
32 CAPITAL EXPENDITURES	1,836	1,017	1,180	55%	86%
INCOME BEFORE NON-RECURRING ITEMS	2,372	5,940	(2,423)		
33 NON-RECURRING ITEMS	(12,243)	(7,657)	0	63%	N/A
NET INCOME	(9,871)	(1,717)	(2,423)		

* NON-RECURRING ITEMS ARE TRANSFERS TO PLANT, RECRUITMENT COSTS, STARTUP PACKAGES AND SCHOLARSHIPS FOR FY 13



UNIVERSITY OF NEW MEXICO HEALTH SCIENCES CENTER - UNM Hospitals Only
2013 Fiscal Year-to-Date Summary through March 31, 2013 (Preliminary and Unaudited)
(In thousands)

Clinical Operations

	UNM Hospitals FY 2013 Revised Budget	UNM Hospitals FY 2013 YTD 3/31/2013 Actual	UNM Hospitals FY 2012 Year End Actual	UNM Hospitals FY 13 YTD Actual to FY 2013 Revised Budget Benchmark Rate (75%)	UNM Hospitals FY 13 YTD Actual to FY 2012 Year End Actual Benchmark Rate (75%)
1 UNM MEDICAL GROUP REVENUES	0	0	0	N/A	N/A
2 UNM HOSPITALS REVENUES	640,635	480,445	644,244	75%	75%
3 SRMC REVENUES	0	0	0	N/A	N/A
4 UNM CANCER CENTER CLINICAL REVENUES	0	0	0	N/A	N/A
5 TUITION AND FEES	0	0	0	N/A	N/A
6 CIGARETTE TAX APPROPRIATIONS	0	0	0	N/A	N/A
7 RPSP APPROPRIATIONS	12,975	9,878	12,283	76%	80%
8 I&G APPROPRIATIONS	0	0	0	N/A	N/A
9 I&G MAIN CAMPUS TRANSFERS	0	0	0	N/A	N/A
10 F&A REVENUES (OH RETURN)	0	0	0	N/A	N/A
11 HSC/UNM INTERNAL TRANSFERS	0	0	0	N/A	N/A
12 MILL LEVY	90,977	68,233	90,166	75%	76%
13 OTHER REVENUES	24,635	16,624	14,273	67%	116%
14 CONTRACT AND GRANT REVENUES	4,391	3,362	4,517	77%	74%
TOTAL REVENUES	773,613	578,542	765,482	75%	76%
15 TOTAL COMPENSATION EXPENSES	398,109	299,053	384,935	75%	78%
16 SUPPLIES/MEDICAL SUPPLIES	126,440	95,335	119,894	75%	80%
17 UNIVERSITY CLINICIANS PROGRAM	53,562	40,148	51,696	75%	78%
18 HOUSESTAFF	25,505	18,614	22,664	73%	82%
19 TRAVEL	711	509	656	72%	78%
20 STUDENT COSTS	0	0	0	N/A	N/A
21 PATIENT CARE COSTS	34,018	28,942	36,247	85%	80%
22 TELEPHONE/COMMUNICATION COSTS	3,458	2,612	3,463	76%	75%
23 PURCHASED SERVICES	26,816	16,571	22,048	62%	75%
24 OTHER MEDICAL SERVICES	19,548	15,128	16,690	77%	91%
25 SUB AWARDS/SERVICE CONTRACTS	8,032	6,019	8,007	75%	75%
26 O&M & LEASES	14,640	10,793	16,078	74%	67%
27 UTILITIES	6,312	4,697	6,240	74%	75%
28 DEPRECIATION	31,678	23,657	34,842	75%	68%
29 DEBT SERVICE	7,768	5,840	7,959	75%	73%
30 OTHER EXPENSES	20,647	14,510	41,002	70%	35%
31 CONTRACT AND GRANT EXPENSES	0	0	0	N/A	N/A
TOTAL EXPENSES	777,244	582,428	772,420	75%	75%
NET OPERATING INCOME	(3,631)	(3,886)	(6,937)		
32 CAPITAL EXPENDITURES	0	0	0	N/A	N/A
INCOME BEFORE NON-RECURRING ITEMS	(3,631)	(3,886)	(6,937)		
33 NON-RECURRING ITEMS *	191	191	8,791		
NET INCOME	(3,440)	(3,695)	1,853		

* NON-RECURRING ITEMS ARE MEANINGFUL USE REVENUES FOR FY 12 & FY 13 OPERATING BUDGET



UNIVERSITY OF NEW MEXICO HEALTH SCIENCES CENTER - UNMMG Only
2013 Fiscal Year-to-Date Summary through March 31, 2013 (Preliminary and Unaudited)
(In thousands)

Clinical Operations

	UNMMG FY 2013 Revised Budget	UNMMG FY 2013 YTD 3/31/2013 Actual	UNMMG FY 2012 Year End Actual	UNMMG FY 13 YTD Actual to FY 2013 Revised Budget Benchmark Rate (75%)	UNMMG FY 13 YTD Actual to FY 2012 Year End Actual Benchmark Rate (75%)
1 UNM MEDICAL GROUP REVENUES	143,831	111,864	127,701	78%	88%
2 UNM HOSPITALS REVENUES	0	0	0	N/A	N/A
3 SRMC REVENUES	0	0	0	N/A	N/A
4 UNM CANCER CENTER CLINICAL REVENUES	0	0	0	N/A	N/A
5 TUITION AND FEES	0	0	0	N/A	N/A
6 CIGARETTE TAX APPROPRIATIONS	0	0	0	N/A	N/A
7 RPSP APPROPRIATIONS	0	0	0	N/A	N/A
8 I&G APPROPRIATIONS	0	0	0	N/A	N/A
9 I&G MAIN CAMPUS TRANSFERS	0	0	0	N/A	N/A
10 F&A REVENUES (OH RETURN)	0	0	0	N/A	N/A
11 HSC/UNM INTERNAL TRANSFERS	0	0	0	N/A	N/A
12 MILL LEVY	0	0	0	N/A	N/A
13 OTHER REVENUES	2,333	1,821	1,817	78%	100%
14 CONTRACT AND GRANT REVENUES	0	0	0	N/A	N/A
TOTAL REVENUES	146,164	113,685	129,518	78%	88%
15 TOTAL COMPENSATION EXPENSES	16,117	12,552	14,261	78%	88%
16 SUPPLIES/MEDICAL SUPPLIES	0	0	0	N/A	N/A
17 UNIVERSITY CLINICIANS PROGRAM	0	0	0	N/A	N/A
18 HOUSESTAFF	0	0	0	N/A	N/A
19 TRAVEL	0	0	0	N/A	N/A
20 STUDENT COSTS	0	0	0	N/A	N/A
21 PATIENT CARE COSTS	6,826	7,956	5,229	117%	152%
22 TELEPHONE/COMMUNICATION COSTS	0	0	0	N/A	N/A
23 PURCHASED SERVICES	124,254	90,370	102,511	73%	88%
24 OTHER MEDICAL SERVICES	0	0	0	N/A	N/A
25 SUB AWARDS/SERVICE CONTRACTS	0	0	0	N/A	N/A
26 O&M & LEASES	453	381	473	84%	81%
27 UTILITIES	0	0	0	N/A	N/A
28 DEPRECIATION	516	319	488	62%	65%
29 DEBT SERVICE	0	0	0	N/A	N/A
30 OTHER EXPENSES	4,208	3,708	4,600	88%	81%
31 CONTRACT AND GRANT EXPENSES	0	0	0	N/A	N/A
TOTAL EXPENSES	152,374	115,287	127,562	76%	90%
NET OPERATING INCOME	(6,210)	(1,601)	1,956		
32 CAPITAL EXPENDITURES	0	0	0	N/A	N/A
INCOME BEFORE NON-RECURRING ITEMS	(6,210)	(1,601)	1,956		
33 NON-RECURRING ITEMS *	5,070	2,550	(4,826)		
NET INCOME	(1,140)	949	(2,870)		

* NON-RECURRING ITEMS FOR FY 12 ARE MEANINGFUL USE REVENUE \$1,636 & \$(6,462) USE OF DEPARTMENTAL RESERVES AND FOR FY 13 BUDGET MEANINGFUL USE REVENUE OF \$5,070 & ACTUAL OF \$2,550



UNIVERSITY OF NEW MEXICO HEALTH SCIENCES CENTER - SRMC Only
2013 Fiscal Year-to-Date Summary through March 31, 2013 (Preliminary and Unaudited)
(In thousands)

Clinical Operations

	SRMC FY 2013 Revised Budget	SRMC FY 2013 YTD 3/31/2013 Actual	SRMC FY 2012 Year End Actual	SRMC FY 13 YTD Actual to FY 2013 Revised Budget Benchmark Rate (75%)	SRMC FY 13 YTD Actual to FY 2012 Year End Actual Benchmark Rate (75%)
1 UNM MEDICAL GROUP REVENUES	0	0	0	N/A	N/A
2 UNM HOSPITALS REVENUES	0	0	0	N/A	N/A
3 SRMC REVENUES	24,350	13,704	0	56%	N/A
4 UNM CANCER CENTER CLINICAL REVENUES	0	0	0	N/A	N/A
5 TUITION AND FEES	0	0	0	N/A	N/A
6 CIGARETTE TAX APPROPRIATIONS	0	0	0	N/A	N/A
7 RPSP APPROPRIATIONS	0	0	0	N/A	N/A
8 I&G APPROPRIATIONS	0	0	0	N/A	N/A
9 I&G MAIN CAMPUS TRANSFERS	0	0	0	N/A	N/A
10 F&A REVENUES (OH RETURN)	0	0	0	N/A	N/A
11 HSC/UNM INTERNAL TRANSFERS	0	0	0	N/A	N/A
12 MILL LEVY	20,549	18,535	0	90%	N/A
13 OTHER REVENUES	223	883	2,375	395%	37%
14 CONTRACT AND GRANT REVENUES	0	0	0	N/A	N/A
TOTAL REVENUES	45,122	33,122	2,375	73%	1395%
15 TOTAL COMPENSATION EXPENSES	21,653	16,364	3,997	76%	409%
16 SUPPLIES/MEDICAL SUPPLIES	6,423	4,707	0	73%	N/A
17 UNIVERSITY CLINICIANS PROGRAM	4,625	2,282	0	49%	N/A
18 HOUSESTAFF	0	9	0	N/A	N/A
19 TRAVEL	60	39	0	65%	N/A
20 STUDENT COSTS	0	0	0	N/A	N/A
21 PATIENT CARE COSTS	3,164	1,911	0	60%	N/A
22 TELEPHONE/COMMUNICATION COSTS	135	85	0	63%	N/A
23 PURCHASED SERVICES	3,872	2,892	0	75%	N/A
24 OTHER MEDICAL SERVICES	718	202	0	28%	N/A
25 SUB AWARDS/SERVICE CONTRACTS	450	269	0	60%	N/A
26 O&M & LEASES	264	282	0	107%	N/A
27 UTILITIES	558	408	0	73%	N/A
28 DEPRECIATION	8,158	5,571	214	68%	2603%
29 DEBT SERVICE	4,907	5,115	6,229	104%	82%
30 OTHER EXPENSES	1,008	202	2,350	20%	9%
31 CONTRACT AND GRANT EXPENSES	0	0	0	N/A	N/A
TOTAL EXPENSES	55,994	40,341	12,790	72%	315%
NET OPERATING INCOME	(10,872)	(7,218)	(10,415)		
32 CAPITAL EXPENDITURES	0	0	0	N/A	N/A
INCOME BEFORE NON-RECURRING ITEMS	(10,872)	(7,218)	(10,415)		
33 NON-RECURRING ITEMS	0	0	0		
NET INCOME	(10,872)	(7,218)	(10,415)		



UNIVERSITY OF NEW MEXICO HEALTH SCIENCES CENTER - Consolidated HSC
2013 Fiscal Year-to-Date Summary through March 31, 2013 (Preliminary and Unaudited)
(In thousands)

Clinical and Academic Operations

	Consolidated HSC FY 2013 Revised Budget	Consolidated HSC FY 2013 YTD 3/31/2013 Actual	Consolidated HSC FY 2012 Year End Actual	Consolidated HSC FY 13 YTD Actual to FY 2013 Revised Budget Benchmark Rate (75%)	Consolidated HSC FY 13 YTD Actual to FY 2012 Year End Actual Benchmark Rate (75%)
1 UNM MEDICAL GROUP REVENUES	252,425	185,391	230,585	73%	80%
2 UNM HOSPITALS REVENUES	736,652	553,306	736,516	75%	75%
3 SRMC REVENUES	38,289	21,310	141	56%	-
4 UNM CANCER CENTER CLINICAL REVENUES	29,703	20,444	22,983	69%	89%
5 TUITION AND FEES	12,652	12,827	12,046	101%	106%
6 CIGARETTE TAX APPROPRIATIONS	3,296	2,955	3,885	90%	76%
7 RPSP APPROPRIATIONS	28,436	21,323	27,071	75%	79%
8 I&G APPROPRIATIONS	60,587	45,440	58,358	75%	78%
9 I&G MAIN CAMPUS TRANSFERS	18,615	14,009	16,815	75%	83%
10 F&A REVENUES (OH RETURN)	20,800	15,568	22,709	75%	69%
11 HSC/UNM INTERNAL TRANSFERS	(4,188)	(3,149)	(3,149)	75%	16%
12 MILL LEVY	111,526	86,768	90,166	78%	96%
13 OTHER REVENUES	39,198	28,826	32,184	74%	90%
14 CONTRACT AND GRANT REVENUES	128,996	100,397	138,553	78%	72%
TOTAL REVENUES	1,476,988	1,105,416	1,372,263	75%	81%
15 TOTAL COMPENSATION EXPENSES	754,357	563,997	696,003	75%	81%
16 SUPPLIES/MEDICAL SUPPLIES	145,993	108,571	130,676	74%	83%
17 UNIVERSITY CLINICIANS PROGRAM	58,188	42,430	51,696	73%	82%
18 HOUSESTAFF	25,505	18,624	22,664	73%	82%
19 TRAVEL	5,647	3,896	4,817	69%	81%
20 STUDENT COSTS	2,310	1,848	2,010	80%	92%
21 PATIENT CARE COSTS	45,076	39,584	42,404	88%	93%
22 TELEPHONE/COMMUNICATION COSTS	5,705	4,358	5,598	76%	78%
23 PURCHASED SERVICES	178,688	127,428	147,097	71%	87%
24 OTHER MEDICAL SERVICES	20,266	15,330	16,690	76%	92%
25 SUB AWARDS/SERVICE CONTRACTS	9,627	7,127	9,437	74%	76%
26 O&M & LEASES	22,801	16,876	23,096	74%	73%
27 UTILITIES	10,293	7,698	10,542	75%	73%
28 DEPRECIATION	40,352	29,546	35,544	73%	83%
29 DEBT SERVICE	14,909	12,582	15,865	84%	79%
30 OTHER EXPENSES	37,322	20,712	48,339	55%	43%
31 CONTRACT AND GRANT EXPENSES	116,454	90,558	126,423	78%	72%
TOTAL EXPENSES	1,493,493	1,111,165	1,388,903	74%	80%
NET OPERATING INCOME	(16,506)	(5,749)	(16,640)		
32 CAPITAL EXPENDITURES	1,836	1,017	1,180	55%	86%
INCOME BEFORE NON-RECURRING ITEMS	(18,342)	(6,766)	(17,820)		
33 NON-RECURRING ITEMS *	(6,981)	(4,916)	3,965	70%	-124%
NET INCOME	(25,323)	(11,682)	(13,855)		

* NON-RECURRING ITEMS ARE TRANSFERS TO PLANT, RECRUITMENT COSTS, STARTUP PACKAGES, SCHOLARSHIPS, MEANINGFUL USE REVENUES AND USE OF DEPARTMENTAL RESERVES - SEE INDIVIDUAL WORKSHEETS FOR DETAILS

GLOSSARY OF REPORT CATEGORIES

FINANCIAL STATEMENT CATEGORY	UNM	UNMMG	UNM Hospitals	SRMC
UNM MEDICAL GROUP REVENUES	Clinical revenue primarily based on Physician or Provider efforts and collection through UNMMG	Net patient services revenue including SCI & UPL from UNMMG Clinical operations	N/A	N/A
UNM HOSPITALS REVENUES	Revenue from University Hospital to the School of Medicine	N/A	Hospital facility revenue based on patient billings by UNMH	N/A
SRMC REVENUES	Revenue from SRMC to the School of Medicine	N/A	N/A	Hospital facility revenue based on patient billings by SRMC
UNM CANCER CENTER CLINICAL REVENUES	Cancer Center patient revenue posted from the global billings and Infusion Suite net income. Clinical Adult Infusion Suite/RO/MO	N/A	N/A	N/A
TUITION AND FEES	Tuition & Fees, including tuition differentials	N/A	N/A	N/A
CIGARETTE TAX APPROPRIATIONS	Revenues received from the State as a calculated portion of Tax Revenue on the sale of tobacco products for use in Cancer Research	N/A	N/A	N/A
RPSP APPROPRIATIONS	Revenue received for current operations made available to UNM by act of NM State Legislature on an annual basis for Research, Public Service and Independent Operations	N/A	Revenue received for current operations made available to UNMH by act of NM State Legislature on an annual basis for Research, Public Service and Independent Operations	N/A
I&G APPROPRIATIONS	Revenue received for current operations made available to UNM by act of NM State Legislature on an annual basis for I&G operations	N/A	N/A	N/A
I&G MAIN CAMPUS TRANSFERS	Partial transfer of tuition and formula workload generated by Nursing, Pharmacy and SOM	N/A	N/A	N/A
F & A REVENUES (OH RETURN)	Revenue from recovery of indirect costs (F&A) incurred by a Contract or Grant also known as overhead return	N/A	N/A	N/A
HSC/UNM INTERNAL TRANSFERS	All transfers to/from HSC Unrestricted Funds excluding the I&G Main Campus Transfer and Transfers for Debt Service	N/A	N/A	N/A
MILL LEVY	N/A	N/A	Mil levy taxes collected on behalf of the Bernalillo County Treasurer and remitted to UNMH as required by the Hospital Funding Act.	Mil levy taxes collected on behalf of the Sandoval County Treasurer and remitted to SRMC as required by the Hospital Funding Act.
OTHER REVENUES	All other Revenues - not contained in any other category - Sales & Services (not Internal Service Center P18 sales), Gains on Sponsored Projects, Gifts, Endowment Spending Distributions, Investment Income, etc.	Other operating revenues	All other revenues not contained in any other category: Investment income, equity loss in Tricare, donated revenue, gain/loss on sale of assets, food, nutrition, catering & vending revenue, medical records revenue, rent revenue, all other non-operating revenue	All other revenues not contained in any other category: Investment income, donated revenue, gain/loss on sale of assets, food, nutrition, catering & vending revenue, medical records revenue, rent revenue, all other non-operating revenue
CONTRACT AND GRANT REVENUES	All Restricted Funds Revenue and Unrestricted Contract Revenue for example VA contracts	N/A	Revenue associated with restricted and unrestricted contracts and grants	N/A

GLOSSARY OF REPORT CATEGORIES

FINANCIAL STATEMENT CATEGORY	UNM	UNMMG	UNM Hospitals	SRMC
TOTAL COMPENSATION EXPENSES	Salary, wages & benefits	Salaries and benefits considered to be operating and certain clinical expenses of UNMMG	Salary, wages & benefits	Salary, wages & benefits
SUPPLIES/MEDICAL SUPPLIES	Office supplies, computer supplies, dues & memberships, postage charges, recruitment expenses, non capital equipment, computers, food, lab supplies, uniforms, training materials, etc.	N/A	Medical supplies for: lab, radiology, blood, pharmaceuticals, biologics, implantable devices, office supplies, computer supplies, photocopy expense, forms, linen, food, uniforms, and training materials.	Medical supplies for: lab, radiology, blood, pharmaceuticals, biologics, implantable devices, office supplies, computer supplies, photocopy expense, forms, linen, food, uniforms, and training materials.
UNIVERSITY CLINICIANS PROGRAM	N/A	N/A	Special clinician program to support SOM	Special clinician program to support SOM
HOUSESTAFF	N/A	N/A	Reimbursement of patient care services provided by residents who are employed by SOM.	Reimbursement of patient care services provided by SOM through UNMMG.
TRAVEL	Travel - in state, out of state, foreign, business meals, rental vehicles, new employee moving expenses, vehicle fuel etc.	N/A	Travel - in state, out of state, business meals, rental vehicles, flights, ground transportation, vehicle fuel etc.	Travel - in state, out of state, business meals, rental vehicles, flights, ground transportation, vehicle fuel etc.
STUDENT COSTS	Student tuition/fee expense, student travel, scholarships/fellowships, housing, insurance for students, student awards, etc.	N/A	N/A	N/A
PATIENT CARE COSTS	Patient Care costs for inpatient, outpatient care & lab, pharmacy and x-ray services for patients	Patient Care costs for inpatient, outpatient care & lab, pharmacy and x-ray services for patients	Patient Care costs for inpatient, outpatient care including Tricare laboratory expense, OR instruments, NM Insurance pool premiums, kidney acquisition, step down care (snf) for IV dependent patients, radiation oncology and patient assistance	Patient Care costs for inpatient, outpatient care including Tricare laboratory expense, OR instruments, NM Insurance pool premiums, kidney acquisition, step down care (snf) for IV dependent patients, radiation oncology and patient assistance
TELEPHONE/COMMUNICATION COSTS	Telephone, voicemail, cellular, long distance, paging and data networking charges	N/A	Telephone, voicemail, cellular, long distance, paging and data networking charges	Telephone, voicemail, cellular, long distance, paging and data networking charges
PURCHASED SERVICES	Alarm fees, internet fees, architectural services, auditing services, printing/copying/binding fees, conference/event fees, honoraria, insurance charges (general liability, professional liability), legal services, electronic journals & books, consultant fees, etc.	Includes payment to UNM SOM for physician and other provider services	Recruitment, professional, legal, auditing, consulting fees, promotional/graphics, IT Hosting Cerner, Siemens and PACS, safety and risk services, equifax, laundry, malpractice and liability insurance, etc.	Recruitment, professional, legal, auditing, consulting fees, promotional/graphics, IT Hosting Cerner, Siemens and PACS, safety and risk services, equifax, laundry, malpractice and liability insurance, etc.
OTHER MEDICAL SERVICES	N/A	N/A	Pathology contract, physician services, Executive Medical Directors, Medical Directors, dialysis services for UNM Care patients, OMI MOU, Adult Infusion net	Physician services
SUB AWARDS/SERVICE CONTRACTS	Unrestricted Sub Awards, Gain/Loss on Unrestricted Projects	N/A	All service contracts	All service contracts

GLOSSARY OF REPORT CATEGORIES

FINANCIAL STATEMENT CATEGORY	UNM	UNMMG	UNM Hospitals	SRMC
O&M & LEASES	Plant maintenance and repairs, equipment repairs and maintenance, property insurance, auto insurance, facility rent expense	Building maintenance and repairs, equipment repairs and maintenance, repair parts, equipment rent, property insurance, auto insurance, facility rent expense, and housekeeping supplies	Building maintenance and repairs, equipment repairs and maintenance, repair parts, equipment rent, property insurance, auto insurance, facility rent expense, and housekeeping supplies	Building maintenance and repairs, equipment repairs and maintenance, repair parts, equipment rent, property insurance, auto insurance, facility rent expense, and housekeeping supplies
UTILITIES	Natural gas, electricity, steam, sewer, water, chilled water	N/A	Natural gas, electricity, steam, sewer, water, chilled water	Natural gas, electricity, steam, sewer, water, chilled water
DEPRECIATION	N/A	The annual amortization for the furniture and equipment.	The annual amortization for the capital outlay associated with building, building improvement, fixed and moveable equipment which is based on the estimated useful lives of the assets as determined by the AHA "Estimated useful lives of Depreciable Hospital Assets".	The annual amortization for the capital outlay associated with building, building improvement, fixed and moveable equipment which is based on the estimated useful lives of the assets as determined by the AHA "Estimated useful lives of Depreciable Hospital Assets".
DEBT SERVICE	Transfers to cover debt service	N/A	Interest expense associated with the series 2004 FHA Insured Hospital Mortgage Revenue Bonds.	Interest expense associated with the series A & B Bonds.
OTHER EXPENSES	Banking fees, cost of goods sold, research costs, royalties, bad debt expense, other operating costs, Banner tax, etc.	Billings & collections expenses and other operating expenses of UNMMG	Programming, application, software and maintenance expenses, non capital equipment (less than \$5k), signs, dues & memberships, freight, postage, subscriptions, licenses/permits, Gap Tax, Intergovernmental Transfers for the SCI and IME, bond issuance costs, capital initiatives and other non-operating expenses.	Programming, application, software and maintenance expenses, non capital equipment (less than \$5k), signs, dues & memberships, freight, postage, subscriptions, licenses/permits, Gap Tax, Intergovernmental Transfers for the SCI and IME, bond issuance costs, capital initiatives and other non-operating expenses.
CONTRACT AND GRANT EXPENSES	All Restricted Funds Expense and Unrestricted Contract Expense for example VA contracts	N/A	N/A	N/A
CAPITAL EXPENDITURES	Equipment/furniture >\$5,000, Computer hardware, library acquisitions, etc.	N/A	N/A	N/A



UNIVERSITY OF NEW MEXICO HEALTH SCIENCES CENTER
Balance Sheet for the Health Sciences Center
2013 Fiscal Year as of March 31, 2013 (Preliminary and Unaudited)
(In thousands)

	University HSC	UNM Hospitals	UNMMG	SRMC
--	----------------	---------------	-------	------

ASSETS

1 Cash and cash equivalents	15,989	93,423	17,767	621
2 Marketable securities	23,984	34,201	-	-
Receivables:				
3 Patient, net	1,204	70,169	19,844	10,766
4 Receivable from Affiliates	55,171	4,300	4,451	-
5 Estimated third party payor settlements	-	21,370	-	-
6 County Treasurer	-	14,545	-	4,751
7 Contracts, Grants and Other	17,870	23,349	-	-
8 Other	2,412	15,120	1,129	1,439
Total Current Assets	116,630	276,477	43,191	17,577

Assets whose use is limited:

9 Held by trustee for debt service & other	-	40,754	-	17,723
10 By UNM Hospital Clinical Operations Board	-	18,667	-	-
11 Board and Other Designated Assets	104,832	-	31,392	-
12 Endowments	92,823	-	-	-
13 Capital Assets, net of depreciation	264,046	262,019	1,471	147,413
TOTAL ASSETS	578,331	597,917	76,054	182,713

LIABILITIES

14 Accounts Payable	10,512	25,854	4,454	2,479
15 Other accrued liabilities	28,045	46,743	-	1,867
16 Payable to Affiliates	771	36,663	23,761	2,727
17 Bonds payable - current	856	5,240	-	4,700
18 Interest payable bonds	341	2,010	-	5,484
19 Estimated third party payor settlements	-	14,344	-	-
20 Bonds payable - non current	19,042	159,420	-	136,224
21 Other liabilities - non current	22,362	7,480	-	-
22 Sponsored Project Deferred Revenue	9,416	-	-	-
TOTAL LIABILITIES	91,345	297,754	28,215	153,481

NET ASSETS

23 Restricted - expendable grants, bequests and contributions	94,743	12,565	-	27,069
24 Restricted - trust indenture and debt agreement	-	23,932	31,392	-
25 Committed and Dedicated agreements	142,669	-	-	-
26 Discretionary Reserve	5,426	150,463	14,976	-
27 Assets invested in Capital, net of related debt	244,148	113,203	1,471	2,163
TOTAL NET ASSETS	486,986	300,163	47,839	29,232

Current Ratio 11	2.81	2.12	1.53	1.81
Days Cash on Hand	27.50	46.34	43.58	170.80



UNIVERSITY OF NEW MEXICO HEALTH SCIENCES CENTER
Glossary of Report Categories

University HSC

UNM Hospitals

UNMMG

SRMC

ASSETS

1	Cash and cash equivalents	Funds on deposit with Financial Institution with UNM	Funds on deposit with Financial Institution	Funds on deposit with Financial Institution	Funds on deposit with Financial Institution
2	Marketable securities	Funds invested in securities in accordance with UNM Investment policy	Funds invested in US Treasury	N/A	N/A
3	Patient, net	Pediatric/Newborn Transport Services, net of estimated contractual allowances and estimated bad debt	Patient Receivable after adjustments for discounts and allowances	Patient Receivable for care provided by UNM SOM facility and other practitioners, net of estimated contractual allowances and estimated bad debt	Patient Receivable for facility costs, net of estimated contractual allowances and estimated bad debt
4	Receivable from Affiliates	Related Party Receivables for goods or services provided to UNM Hospitals, UNMMG and SRMC	Related Party Receivable from University HSC and SRMC	Related Party Receivable for negative arbitrage for SRMC	N/A
5	Estimated third party payor settlements	N/A	Accounts Receivable for IME/GME /DSH	N/A	N/A
6	County Treasurer	N/A	Bernalillo County Mil Levy Receivable	N/A	Sandoval County Mil Levy Receivable
7	Contracts, Grants and Other	Sponsored project receivables and other services invoiced by UNM such as OMI, Resident Physician contracts, etc.	Accounts Receivable from Contracts/UNM MG/Special Billing/Investments	N/A	N/A
8	Other	Prepaid contractual obligations, such as library subscription services and maintenance contacts	Prepaid Expense and Inventory	Pharmacy Inventory	Prepaid Expense and Inventory
9	Held by trustee for debt service & other	N/A	Debt/Mortgage reserve funds to include collateral and intangible assets	N/A	Funds held in Trustee Accounts
10	By UNM Hospital Clinical Operations Board	N/A	Investment in TriWest/Tricare Reference Laboratory	N/A	N/A
11	Board and Other Designated Assets	Funds dedicated to UNM Hospitals Capital Initiatives and unexpended plant funds	N/A	Department, SOM Investment in UNMMG and Quality Reserves	N/A



UNIVERSITY OF NEW MEXICO HEALTH SCIENCES CENTER
Glossary of Report Categories

	University HSC	UNM Hospitals	UNMMG	SRMC
12 Endowments	Balance of endowed corpus funds generating revenue according to donor intent	N/A	N/A	N/A
13 Capital Assets, net of depreciation	Land, Property, Plant and Equipment	Land, Property, Plant and Equipment	Furniture and Equipment	Land, Property, Plant and Equipment
LIABILITIES				
14 Accounts Payable	Unpaid balances owed to vendors for goods and services; amounts owed to employees for expense reimbursements	Amount owed to creditors	Unpaid balances owed to vendors for goods and services; accrued payroll and other payroll benefits and taxes	Unpaid balances owed to vendors for goods and services
15 Other accrued liabilities	Payroll withholding liabilities and estimated value of compensated absences	Accrued liabilities to include payroll, compensated benefit, and Incurred but not Recognized (IBNR) State Coverage Insurance	N/A	Accrued liabilities to include payroll, compensated benefits and other payroll benefits and taxes
16 Payable to Affiliates	Unpaid balances for services provided by UNM Hospitals, and UNMMG	Unpaid balances for services provided by University HSC	Unpaid balances for services provided by University HSC for purchased services, special arrangements, and indigent distribution	Unpaid balances for services provided by University HSC and UNMMG
17 Bonds payable - current	Debt service payment that will be due within the next twelve months	Series 2004 Bonds payable in next year - FHA Insured Hospital Mortgage Revenue Bonds	N/A	Debt service payment that will be due within the next twelve months
18 Interest payable bonds	Interest Payable on outstanding debt	Interest Payable Series 2004 Bonds (FHA Insured Hospital Mortgage Revenue Bonds)	N/A	Interest Payable on Bonds and Mortgage
19 Estimated third party payor settlements	N/A	Medicare/Medicaid Settlements	N/A	N/A
20 Bonds payable - non current	Outstanding balance due in the long-term to State of New Mexico for bond funding	Series Bonds Payable in the long-term (FHA Insured Hospital Mortgage Revenue Bonds)	N/A	Outstanding balance due in the long-term for FHA Insured Hospital Revenue Bonds
21 Other liabilities - non current	Estimated future cost associated with Other Post Retirement Benefits (OPEB) and self-funded health insurance plan	Estimated future cost associated with Other Post Employment Benefits (OPEB) and bond premiums	N/A	N/A
22 Sponsored Project Deferred Revenue	Prepaid contract and grant revenue	N/A	N/A	N/A

NET ASSETS



**UNIVERSITY OF NEW MEXICO HEALTH SCIENCES CENTER
Glossary of Report Categories**

	University HSC	UNM Hospitals	UNMMG	SRMC
23 Restricted - expendable grants, bequests and contributions	Restricted monies used in accordance with donor intent, contracts and bequests	Restricted monies used in accordance with donor intent, contracts and bequests	N/A	Capital contributions from University HSC and UNM Hospitals
24 Restricted - trust indenture and debt agreement	N/A	Restricted monies for Debt Service, Collateral, and Mortgage Reserve	Department, SOM Investment in UNMMG and Quality Fund Balances	N/A
25 Committed and Dedicated agreements	Funds that have been committed for future expenditures. Dedicated funds have a clear focused purposed with for specific use.	N/A	N/A	N/A
26 Discretionary Reserve	Remaining fund balance after accounting for all restricted, committed and dedicated funds	Chief operating fund for all financial resources except those accounted for in another fund	Other operating reserves	Other operating reserves
27 Assets invested in Capital, net of related debt	Property, Plant and Equipment after adjustment for related bond debt	Property, Plant and Equipment after adjustment for related bond debt	Furniture and Equipment after adjustment for related bond debt	Property, Plant and Equipment after adjustment for related bond debt