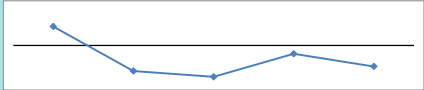

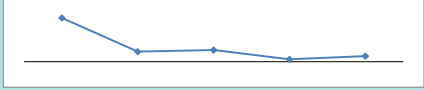





**Health Sciences Center  
Metrics (Preliminary and Unaudited)**

Benchmark		Expected	FY 2009	FY 2010	FY 2011	FY 2012	FY 2013	Fiscal Year Trend
<b>Net Income</b> <i>(Amounts are in thousands)</i>	HSC	↑	\$5,452	(\$7,393)	(\$9,081)	(\$2,423)	(\$6,091)	
	UNMMG	↑	\$4,626	\$5,875	\$23,744	(\$2,870)	\$106	
	UNMH	↑	\$35,524	\$8,116	\$9,412	\$1,854	\$4,445	
	SRMC	↑	NA	NA	NA	NA	(\$11,945)	
<b>Uncompensated Care</b> <i>(Amounts are in thousands)</i>	HSC - CRTG	↓	\$6,064	\$3,561	\$5,461	\$5,464	\$6,302	
	UNMMG	↓	\$25,440	\$27,844	\$34,482	\$35,734	\$42,692	
	UNMH	↓	\$149,355	\$147,904	\$158,351	\$180,411	\$184,590	
	SRMC	↓	NA	NA	NA	NA	\$7,872	





**Health Sciences Center**  
**Metrics (Preliminary and Unaudited)**

Benchmark	Expected	FY 2009	FY 2010	FY 2011	FY 2012	FY 2013	Fiscal Year Trend	
<b>Days Cash on Hand</b>								
Days of Expense in Discretionary Reserves Year End Benchmark - 10 Days	HSC	↑	NA	NA	13.96	13.28	5.93	
ACMPE 30 Days *	UNMMG	↑	34.70	47.30	3.70	46.40	51.00	
UHC 75 Days **	UNMH	↑	61.62	57	62.51	56.85	50.56	
UHC 75 Days **	SRMC	↑	NA	NA	NA	NA	42.90	
<b>Accounts Receivable Greater Than Ninety Days as of June 30th</b> <i>(Amounts are in thousands)</i>								
	HSC	↓	\$964 13%	\$587 7%	\$609 8%	\$239 4%	\$153 3%	
	UNMMG	↓	\$4,642 12%	\$3,902 14%	\$3,898 13%	\$5,444 21%	\$4,109 14%	
	UNMH	↓	\$54,532 31%	\$61,977 26%	\$73,827 28%	\$69,609 27%	\$58,824 26%	
	SRMC	↓	NA	NA	NA	NA	\$18,413 51%	

\* American College of Medical Practice Executives  
\*\* University HealthSystem Consortium

**Health Sciences Center  
Metrics (Preliminary and Unaudited)**

(Amounts are in thousands)

	Expected	FY 2009	FY 2010	FY 2011	FY 2012	FY 2013	Trend
<b>Proposals Submitted</b>	↑	\$322,613	\$240,694	\$244,913	\$255,382	\$253,553	
<b>Awards</b>	↑	\$138,111	\$141,472	\$147,382	\$148,364	\$149,738	
<b>Earned F&amp;A</b>	↑	\$20,095	\$21,792	\$24,347	\$22,633	\$21,463	
<b>Contract &amp; Grant Expense</b> <i>(Includes Cost Share, Program Income and F&amp;A Expense)</i>	↑	\$122,746	\$124,785	\$128,636	\$128,672	\$125,199	



**UNIVERSITY OF NEW MEXICO HEALTH SCIENCES CENTER - University HSC Only\***  
**2013 Fiscal Year-to-Date Summary through June 30, 2013 (Preliminary and Unaudited)**  
(In thousands)

\* UNIVERSITY HSC ONLY INCLUDES: SOM, CON, COP, HSLIC, ADMIN, RESEARCH

	University HSC FY 2013 Revised Budget	University HSC FY 2013 Year End Actual	University HSC FY 2012 Year End Actual	University HSC FY 2013 Year End Actual to FY 2013 Revised Budget Benchmark Rate (100%)	University HSC FY 2013 Year End Actual to FY 2012 Year End Actual Benchmark Rate (100%)
1 UNM MEDICAL GROUP REVENUES	123,253	110,686	102,884	90%	108%
2 UNM HOSPITALS REVENUES	93,056	100,233	92,272	108%	109%
3 SRMC REVENUES	13,939	11,848	141	85%	-
4 UNM CANCER CENTER CLINICAL REVENUES	13,892	13,300	22,983	96%	58%
5 TUITION AND FEES	12,729	13,177	12,046	104%	109%
6 CIGARETTE TAX APPROPRIATIONS	3,296	3,363	3,885	102%	87%
7 RPSP APPROPRIATIONS	15,924	15,924	14,788	100%	108%
8 I&G APPROPRIATIONS	60,089	60,089	58,358	100%	103%
9 I&G MAIN CAMPUS TRANSFERS	18,615	18,615	16,815	100%	111%
10 F&A REVENUES (OH RETURN)	20,800	21,459	22,709	103%	94%
11 HSC/UNM INTERNAL TRANSFERS	(543)	(3,270)	(8,196)	602%	40%
12 MILL LEVY	0	0	0	N/A	N/A
13 OTHER REVENUES	7,391	13,316	13,720	180%	97%
14 CONTRACT AND GRANT REVENUES	124,954	131,070	134,037	105%	98%
<b>TOTAL REVENUES</b>	<b>507,395</b>	<b>509,810</b>	<b>486,442</b>	<b>100%</b>	<b>105%</b>
15 TOTAL COMPENSATION EXPENSES	316,621	319,157	292,270	101%	109%
16 SUPPLIES/MEDICAL SUPPLIES	12,649	11,723	10,783	93%	109%
17 UNIVERSITY CLINICIANS PROGRAM	0	0	0	N/A	N/A
18 HOUSESTAFF	0	0	0	N/A	N/A
19 TRAVEL	4,840	4,656	4,162	96%	112%
20 STUDENT COSTS	3,096	2,123	2,010	69%	106%
21 PATIENT CARE COSTS	1,042	852	929	82%	92%
22 TELEPHONE/COMMUNICATION COSTS	2,118	2,294	2,136	108%	107%
23 PURCHASED SERVICES	23,804	24,091	22,538	101%	107%
24 OTHER MEDICAL SERVICES	0	0	0	N/A	N/A
25 SUB AWARDS/SERVICE CONTRACTS	1,145	1,499	1,430	131%	105%
26 O&M & LEASES	7,471	6,900	6,546	92%	105%
27 UTILITIES	4,499	4,874	4,303	108%	113%
28 DEPRECIATION	0	0	0	N/A	N/A
29 OTHER EXPENSES	9,448	297	387	3%	77%
30 CONTRACT AND GRANT EXPENSES	116,454	122,407	126,423	105%	97%
<b>TOTAL EXPENSES</b>	<b>503,187</b>	<b>500,873</b>	<b>473,915</b>	<b>100%</b>	<b>106%</b>
<b>OPERATING NET MARGIN</b>	<b>4,208</b>	<b>8,937</b>	<b>12,527</b>		
<b>NON-OPERATING ITEMS</b>					
31 CAPITAL EXPENDITURES	1,859	1,386	1,180	75%	117%
32 BUILD AMERICA BOND SUBSIDY	0	0	0	N/A	N/A
33 MEANINGFUL USE REVENUE	0	0	0	N/A	N/A
34 INTEREST EXPENSE	2,234	2,169	1,677	97%	129%
35 USE OF DEDICATED RESERVES	0	0	0	N/A	N/A
36 RECRUITMENT/STARTUP/SCHOLARSHIPS	7,065	6,995	539	99%	1298%
37 TRANSFERS TO PLANT	2,921	4,478	11,554	153%	39%
<b>TOTAL NON-OPERATING ITEMS</b>	<b>14,079</b>	<b>15,028</b>	<b>14,950</b>	<b>107%</b>	<b>101%</b>
<b>NET INCOME/(USE OF RESERVES)</b>	<b>(9,871)</b>	<b>(6,091)</b>	<b>(2,423)</b>		



**UNIVERSITY OF NEW MEXICO HEALTH SCIENCES CENTER - UNM Hospitals Only**  
**2013 Fiscal Year-to-Date Summary through June 30, 2013 (Preliminary and Unaudited)**  
(In thousands)

Clinical Operations

	UNM Hospitals FY 2013 Revised Budget	UNM Hospitals FY 2013 Year End Actual	UNM Hospitals FY 2012 Year End Actual	UNM Hospitals FY 2013 Year End Actual to FY 2013 Revised Budget Benchmark Rate (100%)	UNM Hospitals FY 2013 Year End Actual to FY 2012 Year End Actual Benchmark Rate (100%)
1 UNM MEDICAL GROUP REVENUES	0	0	0	N/A	N/A
2 UNM HOSPITALS REVENUES	640,635	653,478	644,244	102%	101%
3 SRMC REVENUES	0	0	0	N/A	N/A
4 UNM CANCER CENTER CLINICAL REVENUES	0	0	0	N/A	N/A
5 TUITION AND FEES	0	0	0	N/A	N/A
6 CIGARETTE TAX APPROPRIATIONS	0	0	0	N/A	N/A
7 RPSP APPROPRIATIONS	12,975	12,966	12,283	100%	106%
8 I&G APPROPRIATIONS	0	0	0	N/A	N/A
9 I&G MAIN CAMPUS TRANSFERS	0	0	0	N/A	N/A
10 F&A REVENUES (OH RETURN)	0	0	0	N/A	N/A
11 HSC/UNM INTERNAL TRANSFERS	0	0	0	N/A	N/A
12 MILL LEVY	90,977	91,229	90,166	100%	101%
13 OTHER REVENUES	24,635	24,199	14,273	98%	170%
14 CONTRACT AND GRANT REVENUES	4,391	5,798	4,517	132%	128%
<b>TOTAL REVENUES</b>	<b>773,613</b>	<b>787,670</b>	<b>765,482</b>	<b>102%</b>	<b>103%</b>
15 TOTAL COMPENSATION EXPENSES	398,109	392,663	384,935	99%	102%
16 SUPPLIES/MEDICAL SUPPLIES	126,440	130,787	119,894	103%	109%
17 UNIVERSITY CLINICIANS PROGRAM	53,562	53,208	51,696	99%	103%
18 HOUSESTAFF	25,505	24,861	22,664	97%	110%
19 TRAVEL	711	674	656	95%	103%
20 STUDENT COSTS	0	0	0	N/A	N/A
21 PATIENT CARE COSTS	34,018	40,001	36,247	118%	110%
22 TELEPHONE/COMMUNICATION COSTS	3,458	3,554	3,463	103%	103%
23 PURCHASED SERVICES	26,816	23,715	22,048	88%	108%
24 OTHER MEDICAL SERVICES	19,548	23,680	16,690	121%	142%
25 SUB AWARDS/SERVICE CONTRACTS	8,032	7,947	8,007	99%	99%
26 O&M & LEASES	14,640	15,039	16,078	103%	94%
27 UTILITIES	6,312	6,118	6,240	97%	98%
28 DEPRECIATION	31,678	32,885	34,842	104%	94%
29 OTHER EXPENSES	20,647	20,578	41,002	100%	50%
30 CONTRACT AND GRANT EXPENSES	0	0	0	N/A	N/A
<b>TOTAL EXPENSES</b>	<b>769,476</b>	<b>775,710</b>	<b>764,460</b>	<b>101%</b>	<b>101%</b>
<b>OPERATING NET MARGIN</b>	<b>4,137</b>	<b>11,960</b>	<b>1,022</b>		
<b>NON-OPERATING ITEMS</b>					
31 CAPITAL EXPENDITURES	0	0	0	N/A	N/A
32 BUILD AMERICA BOND SUBSIDY	0	0	0	N/A	N/A
33 MEANINGFUL USE REVENUE	(191)	(255)	(8,791)	133%	3%
34 INTEREST EXPENSE	7,768	7,770	7,959	100%	98%
35 USE OF DEDICATED RESERVES	0	0	0	N/A	N/A
36 RECRUITMENT/STARTUP/SCHOLARSHIPS	0	0	0	N/A	N/A
37 TRANSFERS TO PLANT	0	0	0	N/A	N/A
<b>TOTAL NON-OPERATING ITEMS</b>	<b>7,577</b>	<b>7,515</b>	<b>(832)</b>	<b>99%</b>	<b>-903%</b>
<b>NET INCOME</b>	<b>(3,440)</b>	<b>4,445</b>	<b>1,854</b>		



**UNIVERSITY OF NEW MEXICO HEALTH SCIENCES CENTER - UNMMG Only**  
**2013 Fiscal Year-to-Date Summary through June 30, 2013 (Preliminary and Unaudited)**  
(In thousands)

Clinical Operations

	UNMMG FY 2013 Revised Budget	UNMMG FY 2013 Year End Actual	UNMMG FY 2012 Year End Actual	UNMMG FY 2013 Year End Actual to FY 2013 Revised Budget Benchmark Rate (100%)	UNMMG FY 2013 Year End Actual to FY 2012 Year End Actual Benchmark Rate (100%)
1 UNM MEDICAL GROUP REVENUES	153,267	155,686	127,701	102%	122%
2 UNM HOSPITALS REVENUES	0	0	0	N/A	N/A
3 SRMC REVENUES	0	0	0	N/A	N/A
4 UNM CANCER CENTER CLINICAL REVENUES	0	0	0	N/A	N/A
5 TUITION AND FEES	0	0	0	N/A	N/A
6 CIGARETTE TAX APPROPRIATIONS	0	0	0	N/A	N/A
7 RPSP APPROPRIATIONS	0	0	0	N/A	N/A
8 I&G APPROPRIATIONS	0	0	0	N/A	N/A
9 I&G MAIN CAMPUS TRANSFERS	0	0	0	N/A	N/A
10 F&A REVENUES (OH RETURN)	0	0	0	N/A	N/A
11 HSC/UNM INTERNAL TRANSFERS	0	0	0	N/A	N/A
12 MILL LEVY	0	0	0	N/A	N/A
13 OTHER REVENUES	2,853	4,046	1,817	142%	223%
14 CONTRACT AND GRANT REVENUES	0	0	0	N/A	N/A
<b>TOTAL REVENUES</b>	<b>156,120</b>	<b>159,732</b>	<b>129,518</b>	<b>102%</b>	<b>123%</b>
15 TOTAL COMPENSATION EXPENSES	16,117	16,233	14,261	101%	114%
16 SUPPLIES/MEDICAL SUPPLIES	0	0	0	N/A	N/A
17 UNIVERSITY CLINICIANS PROGRAM	0	0	0	N/A	N/A
18 HOUSESTAFF	0	0	0	N/A	N/A
19 TRAVEL	0	0	0	N/A	N/A
20 STUDENT COSTS	0	0	0	N/A	N/A
21 PATIENT CARE COSTS	11,160	10,940	5,229	98%	209%
22 TELEPHONE/COMMUNICATION COSTS	0	0	0	N/A	N/A
23 PURCHASED SERVICES	126,497	117,399	102,511	93%	115%
24 OTHER MEDICAL SERVICES	0	0	0	N/A	N/A
25 SUB AWARDS/SERVICE CONTRACTS	0	0	0	N/A	N/A
26 O&M & LEASES	453	496	473	109%	105%
27 UTILITIES	0	0	0	N/A	N/A
28 DEPRECIATION	516	412	488	80%	84%
29 OTHER EXPENSES	4,487	4,439	4,600	99%	97%
30 CONTRACT AND GRANT EXPENSES	0	0	0	N/A	N/A
<b>TOTAL EXPENSES</b>	<b>159,231</b>	<b>149,919</b>	<b>127,562</b>	<b>94%</b>	<b>118%</b>
<b>OPERATING NET MARGIN</b>	<b>(3,111)</b>	<b>9,813</b>	<b>1,956</b>		
<b>NON-OPERATING ITEMS</b>					
31 CAPITAL EXPENDITURES	0	0	0	N/A	N/A
32 BUILD AMERICA BOND SUBSIDY	0	0	0	N/A	N/A
33 MEANINGFUL USE REVENUE	(2,650)	(2,699)	(1,636)	102%	165%
34 INTEREST EXPENSE	0	0	0	N/A	N/A
35 USE OF DEDICATED RESERVES	0	12,406	6,462	N/A	192%
36 RECRUITMENT/STARTUP/SCHOLARSHIPS	0	0	0	N/A	N/A
37 TRANSFERS TO PLANT	0	0	0	N/A	N/A
<b>TOTAL NON-OPERATING ITEMS</b>	<b>(2,650)</b>	<b>9,707</b>	<b>4,826</b>	<b>-366%</b>	<b>201%</b>
<b>NET INCOME</b>	<b>(461)</b>	<b>106</b>	<b>(2,870)</b>		



**UNIVERSITY OF NEW MEXICO HEALTH SCIENCES CENTER - SRMC Only**  
**2013 Fiscal Year-to-Date Summary through June 30, 2013 (Preliminary and Unaudited)**  
(In thousands)

Clinical Operations

	SRMC FY 2013 Revised Budget	SRMC FY 2013 Year End Actual	SRMC FY 2012 Year End Actual	SRMC FY 2013 Year End Actual to FY 2013 Revised Budget Benchmark Rate (100%)	SRMC FY 2013 Year End Actual to FY 2012 Year End Actual Benchmark Rate (100%)
1 UNM MEDICAL GROUP REVENUES	0	0	0	N/A	N/A
2 UNM HOSPITALS REVENUES	0	0	0	N/A	N/A
3 SRMC REVENUES	24,350	20,895	0	86%	N/A
4 UNM CANCER CENTER CLINICAL REVENUES	0	0	0	N/A	N/A
5 TUITION AND FEES	0	0	0	N/A	N/A
6 CIGARETTE TAX APPROPRIATIONS	0	0	0	N/A	N/A
7 RPSA APPROPRIATIONS	0	0	0	N/A	N/A
8 I&G APPROPRIATIONS	0	0	0	N/A	N/A
9 I&G MAIN CAMPUS TRANSFERS	0	0	0	N/A	N/A
10 F&A REVENUES (OH RETURN)	0	0	0	N/A	N/A
11 HSC/UNM INTERNAL TRANSFERS	0	0	0	N/A	N/A
12 MILL LEVY	20,549	20,833	0	101%	N/A
13 OTHER REVENUES	223	297	48	133%	619%
14 CONTRACT AND GRANT REVENUES	0	0	0	N/A	N/A
<b>TOTAL REVENUES</b>	<b>45,122</b>	<b>42,025</b>	<b>48</b>	<b>93%</b>	<b>-</b>
15 TOTAL COMPENSATION EXPENSES	21,653	23,291	3,997	108%	583%
16 SUPPLIES/MEDICAL SUPPLIES	6,423	7,009	0	109%	N/A
17 UNIVERSITY CLINICIANS PROGRAM	4,625	118	0	3%	N/A
18 HOUSESTAFF	0	44	0	N/A	N/A
19 TRAVEL	60	52	0	87%	N/A
20 STUDENT COSTS	0	0	0	N/A	N/A
21 PATIENT CARE COSTS	3,164	2,544	0	80%	N/A
22 TELEPHONE/COMMUNICATION COSTS	135	110	0	81%	N/A
23 PURCHASED SERVICES	3,872	4,390	0	113%	N/A
24 OTHER MEDICAL SERVICES	718	418	0	58%	N/A
25 SUB AWARDS/SERVICE CONTRACTS	450	429	0	95%	N/A
26 O&M & LEASES	264	443	0	168%	N/A
27 UTILITIES	558	599	0	107%	N/A
28 DEPRECIATION	8,158	7,958	214	98%	3714%
29 OTHER EXPENSES	1,008	2,564	2,350	254%	109%
30 CONTRACT AND GRANT EXPENSES	0	0	0	N/A	N/A
<b>TOTAL EXPENSES</b>	<b>51,088</b>	<b>49,969</b>	<b>6,561</b>	<b>98%</b>	<b>-</b>
<b>OPERATING NET MARGIN</b>	<b>(5,965)</b>	<b>(7,944)</b>	<b>(6,513)</b>		
<b>NON-OPERATING ITEMS</b>					
31 CAPITAL EXPENDITURES	0	0	0	N/A	N/A
32 BUILD AMERICA BOND SUBSIDY	(2,100)	(2,225)	(2,327)	106%	96%
33 MEANINGFUL USE REVENUE	0	0	0	N/A	N/A
34 INTEREST EXPENSE	7,007	6,226	6,228	89%	100%
35 USE OF DEDICATED RESERVES	0	0	0	N/A	N/A
36 RECRUITMENT/STARTUP/SCHOLARSHIPS	0	0	0	N/A	N/A
37 TRANSFERS TO PLANT	0	0	0	N/A	N/A
<b>TOTAL NON-OPERATING ITEMS</b>	<b>4,907</b>	<b>4,001</b>	<b>3,901</b>	<b>82%</b>	<b>103%</b>
<b>NET INCOME/(USE OF RESERVES)</b>	<b>(10,872)</b>	<b>(11,945)</b>	<b>(10,415)</b>		



**UNIVERSITY OF NEW MEXICO HEALTH SCIENCES CENTER - Consolidated HSC**  
**2013 Fiscal Year-to-Date Summary through June 30, 2013 (Preliminary and Unaudited)**  
(In thousands)

Clinical and Academic Operations

	Consolidated HSC FY 2013 Revised Budget	Consolidated HSC FY 2013 Year End Actual	Consolidated HSC FY 2012 Year End Actual	Consolidated HSC FY 2013 Year End Actual to FY 2013 Revised Budget Benchmark Rate (100%)	Consolidated HSC FY 2013 Year End Actual to FY 2012 Year End Actual Benchmark Rate (100%)
1 UNM MEDICAL GROUP REVENUES	276,520	266,372	230,585	96%	116%
2 UNM HOSPITALS REVENUES	733,691	753,711	736,517	103%	102%
3 SRMC REVENUES	38,289	32,743	141	86%	-
4 UNM CANCER CENTER CLINICAL REVENUES	13,892	13,300	22,983	96%	58%
5 TUITION AND FEES	12,729	13,177	12,046	104%	109%
6 CIGARETTE TAX APPROPRIATIONS	3,296	3,363	3,885	102%	87%
7 RPSP APPROPRIATIONS	28,899	28,890	27,071	100%	107%
8 I&G APPROPRIATIONS	60,089	60,089	58,358	100%	103%
9 I&G MAIN CAMPUS TRANSFERS	18,615	18,615	16,815	100%	111%
10 F&A REVENUES (OH RETURN)	20,800	21,459	22,709	103%	94%
11 HSC/UNM INTERNAL TRANSFERS	(543)	(3,270)	(8,196)	602%	40%
12 MILL LEVY	111,526	112,062	90,166	100%	124%
13 OTHER REVENUES	35,102	41,858	29,857	119%	140%
14 CONTRACT AND GRANT REVENUES	129,345	136,868	138,553	106%	99%
<b>TOTAL REVENUES</b>	<b>1,482,251</b>	<b>1,499,237</b>	<b>1,381,490</b>	<b>101%</b>	<b>109%</b>
15 TOTAL COMPENSATION EXPENSES	752,500	751,344	695,464	100%	108%
16 SUPPLIES/MEDICAL SUPPLIES	145,512	149,519	130,676	103%	114%
17 UNIVERSITY CLINICIANS PROGRAM	58,188	53,326	51,696	92%	103%
18 HOUSESTAFF	25,505	24,905	22,664	98%	110%
19 TRAVEL	5,611	5,382	4,817	96%	112%
20 STUDENT COSTS	3,096	2,123	2,010	69%	106%
21 PATIENT CARE COSTS	49,384	54,337	42,404	110%	128%
22 TELEPHONE/COMMUNICATION COSTS	5,711	5,958	5,598	104%	106%
23 PURCHASED SERVICES	180,989	169,595	147,097	94%	115%
24 OTHER MEDICAL SERVICES	20,266	24,098	16,690	119%	144%
25 SUB AWARDS/SERVICE CONTRACTS	9,627	9,875	9,437	103%	105%
26 O&M & LEASES	22,828	22,878	23,097	100%	99%
27 UTILITIES	11,368	11,591	10,542	102%	110%
28 DEPRECIATION	40,352	41,255	35,544	102%	116%
29 OTHER EXPENSES	35,590	27,878	48,338	78%	58%
30 CONTRACT AND GRANT EXPENSES	116,454	122,407	126,423	105%	97%
<b>TOTAL EXPENSES</b>	<b>1,482,982</b>	<b>1,476,471</b>	<b>1,372,499</b>	<b>100%</b>	<b>108%</b>
<b>OPERATING NET MARGIN</b>	<b>(731)</b>	<b>22,766</b>	<b>8,991</b>		
<b>NON-OPERATING ITEMS</b>					
31 CAPITAL EXPENDITURES	1,859	1,386	1,180	75%	117%
32 BUILD AMERICA BOND SUBSIDY	(2,100)	(2,225)	(2,327)	106%	96%
33 MEANINGFUL USE REVENUE	(2,841)	(2,954)	(10,427)	104%	28%
34 INTEREST EXPENSE	17,009	16,165	15,864	95%	102%
35 USE OF DEDICATED RESERVES	0	12,406	6,462	N/A	192%
36 RECRUITMENT/STARTUP/SCHOLARSHIPS	7,065	6,995	539	99%	1298%
37 TRANSFERS TO PLANT	2,921	4,478	11,554	153%	39%
<b>TOTAL NON-OPERATING ITEMS</b>	<b>23,913</b>	<b>36,251</b>	<b>22,845</b>	<b>152%</b>	<b>159%</b>
<b>NET INCOME/(USE OF RESERVES)</b>	<b>(24,643)</b>	<b>(13,485)</b>	<b>(13,854)</b>		



**GLOSSARY OF REPORT CATEGORIES**

FINANCIAL STATEMENT CATEGORY		UNM	UNMMG	UNM Hospitals	SRMC
1	UNM MEDICAL GROUP REVENUES	Clinical revenue primarily based on Physician or Provider efforts and collection through UNMMG	Net patient services revenue including SCI & UPL from UNMMG Clinical operations	N/A	N/A
2	UNM HOSPITALS REVENUES	Revenue from University Hospital to the School of Medicine	N/A	Hospital facility revenue based on patient billings by UNMH	N/A
3	SRMC REVENUES	Revenue from SRMC to the School of Medicine	N/A	N/A	Hospital facility revenue based on patient billings by SRMC
4	UNM CANCER CENTER CLINICAL REVENUES	Cancer Center patient revenue posted from the global billings and Infusion Suite net income. Clinical Adult Infusion Suite/RO/MO	N/A	N/A	N/A
5	TUITION AND FEES	Tuition & Fees, including tuition differentials	N/A	N/A	N/A
6	CIGARETTE TAX APPROPRIATIONS	Revenues received from the State as a calculated portion of Tax Revenue on the sale of tobacco products for use in Cancer Research	N/A	N/A	N/A
7	RPSP APPROPRIATIONS	Revenue received for current operations made available to UNM by act of NM State Legislature on an annual basis for Research, Public Service and Independent Operations	N/A	Revenue received for current operations made available to UNMH by act of NM State Legislature on an annual basis for Research, Public Service and Independent Operations	N/A
8	I&G APPROPRIATIONS	Revenue received for current operations made available to UNM by act of NM State Legislature on an annual basis for I&G operations	N/A	N/A	N/A
9	I&G MAIN CAMPUS TRANSFERS	Partial transfer of tuition and formula workload generated by Nursing, Pharmacy and SOM	N/A	N/A	N/A
10	F & A REVENUES (OH RETURN)	Revenue from recovery of indirect costs (F&A) incurred by a Contract or Grant also known as overhead return	N/A	N/A	N/A
11	HSC/UNM INTERNAL TRANSFERS	All transfers to/from HSC Unrestricted Funds excluding the I&G Main Campus Transfer and Transfers for Debt Service	N/A	N/A	N/A
12	MILL LEVY	N/A	N/A	Mil levy taxes collected on behalf of the Bernalillo County Treasurer and remitted to UNMH as required by the Hospital Funding Act.	Mil levy taxes collected on behalf of the Sandoval County Treasurer and remitted to SRMC as required by the Hospital Funding Act.
13	OTHER REVENUES	All other Revenues - not contained in any other category - Sales & Services (not Internal Service Center P18 sales), Gains on Sponsored Projects, Gifts, Endowment Spending Distributions, Investment Income, etc.	Other operating revenues	All other revenues not contained in any other category: Investment income, equity loss in Tricare, donated revenue, gain/loss on sale of assets, food, nutrition, catering & vending revenue, medical records revenue, rent revenue, all other non-operating revenue	All other revenues not contained in any other category: Investment income, donated revenue, gain/loss on sale of assets, food, nutrition, catering & vending revenue, medical records revenue, rent revenue, all other non-operating revenue
14	CONTRACT AND GRANT REVENUES	All Restricted Funds Revenue and Unrestricted Contract Revenue for example VA contracts	N/A	Revenue associated with restricted and unrestricted contracts and grants	N/A

**GLOSSARY OF REPORT CATEGORIES**

FINANCIAL STATEMENT CATEGORY		UNM	UNMMG	UNM Hospitals	SRMC
15	TOTAL COMPENSATION EXPENSES	Salary, wages & benefits	Salaries and benefits considered to be operating and certain clinical expenses of UNMMG	Salary, wages & benefits	Salary, wages & benefits
16	SUPPLIES/MEDICAL SUPPLIES	Office supplies, computer supplies, dues & memberships, postage charges, recruitment expenses, non capital equipment, computers, food, lab supplies, uniforms, training materials, etc.	N/A	Medical supplies for: lab, radiology, blood, pharmaceuticals, biologics, implantable devices, office supplies, computer supplies, photocopy expense, forms, linen, food, uniforms, and training materials.	Medical supplies for: lab, radiology, blood, pharmaceuticals, biologics, implantable devices, office supplies, computer supplies, photocopy expense, forms, linen, food, uniforms, and training materials.
17	UNIVERSITY CLINICIANS PROGRAM	N/A	N/A	Special clinician program to support SOM	Special clinician program to support SOM
18	HOUSESTAFF	N/A	N/A	Reimbursement of patient care services provided by residents who are employed by SOM.	Reimbursement of patient care services provided by SOM through UNMMG.
19	TRAVEL	Travel - in state, out of state, foreign, business meals, rental vehicles, new employee moving expenses, vehicle fuel etc.	N/A	Travel - in state, out of state, business meals, rental vehicles, flights, ground transportation, vehicle fuel etc.	Travel - in state, out of state, business meals, rental vehicles, flights, ground transportation, vehicle fuel etc.
20	STUDENT COSTS	Student tuition/fee expense, student travel, scholarships/fellowships, housing, insurance for students, student awards, etc.	N/A	N/A	N/A
21	PATIENT CARE COSTS	Patient Care costs for inpatient, outpatient care & lab, pharmacy and x-ray services for patients	Patient Care costs for inpatient, outpatient care & lab, pharmacy and x-ray services for patients	Patient Care costs for inpatient, outpatient care including Tricare laboratory expense, OR instruments, NM Insurance pool premiums, kidney acquisition, step down care (snf) for IV dependent patients, radiation oncology and patient assistance	Patient Care costs for inpatient, outpatient care including Tricare laboratory expense, OR instruments, NM Insurance pool premiums, kidney acquisition, step down care (snf) for IV dependent patients, radiation oncology and patient assistance
22	TELEPHONE/COMMUNICATION COSTS	Telephone, voicemail, cellular, long distance, paging and data networking charges	N/A	Telephone, voicemail, cellular, long distance, paging and data networking charges	Telephone, voicemail, cellular, long distance, paging and data networking charges
23	PURCHASED SERVICES	Alarm fees, internet fees, architectural services, auditing services, printing/copying/binding fees, conference/event fees, honoraria, insurance charges (general liability, professional liability), legal services, electronic journals & books, consultant fees, etc.	Includes payment to UNM SOM for physician and other provider services	Recruitment, professional, legal, auditing, consulting fees, promotional/graphics, IT Hosting Cerner, Siemens and PACS, safety and risk services, equifax, laundry, malpractice and liability insurance, etc.	Recruitment, professional, legal, auditing, consulting fees, promotional/graphics, IT Hosting Cerner, Siemens and PACS, safety and risk services, equifax, laundry, malpractice and liability insurance, etc.
24	OTHER MEDICAL SERVICES	N/A	N/A	Pathology contract, physician services, Executive Medical Directors, Medical Directors, dialysis services for UNM Care patients, OMI MOU, Adult Infusion net	Physician services
25	SUB AWARDS/SERVICE CONTRACTS	Unrestricted Sub Awards, Gain/Loss on Unrestricted Projects	N/A	All service contracts	All service contracts
26	O&M & LEASES	Plant maintenance and repairs, equipment repairs and maintenance, property insurance, auto insurance, facility rent expense	Building maintenance and repairs, equipment repairs and maintenance, repair parts, equipment rent, property insurance, auto insurance, facility rent expense, and housekeeping supplies	Building maintenance and repairs, equipment repairs and maintenance, repair parts, equipment rent, property insurance, auto insurance, facility rent expense, and housekeeping supplies	Building maintenance and repairs, equipment repairs and maintenance, repair parts, equipment rent, property insurance, auto insurance, facility rent expense, and housekeeping supplies

**GLOSSARY OF REPORT CATEGORIES**

FINANCIAL STATEMENT CATEGORY		UNM	UNMMG	UNM Hospitals	SRMC
27	UTILITIES	Natural gas, electricity, steam, sewer, water, chilled water	N/A	Natural gas, electricity, steam, sewer, water, chilled water	Natural gas, electricity, steam, sewer, water, chilled water
28	DEPRECIATION	N/A	The annual amortization for the furniture and equipment.	The annual amortization for the capital outlay associated with building, building improvement, fixed and moveable equipment which is based on the estimated useful lives of the assets as determined by the AHA "Estimated useful lives of Depreciable Hospital Assets".	The annual amortization for the capital outlay associated with building, building improvement, fixed and moveable equipment which is based on the estimated useful lives of the assets as determined by the AHA "Estimated useful lives of Depreciable Hospital Assets".
29	OTHER EXPENSES	Banking fees, cost of goods sold, research costs, royalties, bad debt expense, other operating costs, Banner tax, etc.	Billings & collections expenses and other operating expenses of UNMMG	Programming, application, software and maintenance expenses, non capital equipment (less than \$5k), signs, dues & memberships, freight, postage, subscriptions, licenses/permits, Gap Tax, Intergovernmental Transfers for the SCI and IME, bond issuance costs, capital initiatives and other non-operating expenses.	Programming, application, software and maintenance expenses, non capital equipment (less than \$5k), signs, dues & memberships, freight, postage, subscriptions, licenses/permits, Gap Tax, Intergovernmental Transfers for the SCI and IME, bond issuance costs, capital initiatives and other non-operating expenses.
30	CONTRACT AND GRANT EXPENSES	All Restricted Funds Expense and Unrestricted Contract Expense for example VA contracts	N/A	N/A	N/A
31	CAPITAL EXPENDITURES	Equipment/furniture >\$5,000, Computer hardware, library acquisitions, etc.	N/A	N/A	N/A
32	BUILD AMERICA BOND SUBSIDY	N/A	N/A	N/A	SRMC receives subsidy payments related to interest payments under the federal Build America Bond program. Under the program SRMC applies for subsidy funds commensurate with each bond payment, so the application for the subsidy is made semiannually.
33	MEANINGFUL USE REVENUE	N/A	Medicare and Medicaid programs provide incentive payments for hospital and physicians that make meaningful use of certified electronic health record technology.	Medicare and Medicaid programs provide incentive payments for hospital and physicians that make meaningful use of certified electronic health record technology.	N/A
34	INTEREST EXPENSE	Transfers to cover debt service	N/A	Interest expense associated with the series 2004 FHA Insured Hospital Mortgage Revenue Bonds.	Interest expense associated with the series A & B Bonds.
35	USE OF DEDICATED RESERVES	N/A	To fund and support the mission of the Health Sciences Center.	N/A	N/A
36	RECRUITMENT/STARTUP/SCHOLARSHIPS	Chair and Startup Packages, Dean's Scholars/Professorships, and Recruitment Costs	N/A	N/A	N/A
37	TRANSFERS TO PLANT	Transfers from current unrestricted funds to plant funds.	N/A	N/A	N/A



**UNIVERSITY OF NEW MEXICO HEALTH SCIENCES CENTER**  
**Balance Sheet for the Health Sciences Center**  
**2013 Fiscal Year as of June 30, 2013 (Preliminary and Unaudited)**  
(In thousands)

University HSC	UNM Hospitals	UNMMG	SRMC
----------------	---------------	-------	------

**ASSETS**

1 Cash and cash equivalents	26,920	102,654	21,396	8,967
2 Marketable securities	37,762	34,139	-	-
Receivables:				
3 Patient, net	938	70,940	23,072	9,559
4 Receivable from Affiliates	33,414	2,732	6,623	3,797
5 Estimated third party payor settlements	-	27,478	-	-
6 County Treasurer	-	1,467	-	126
7 Contracts, Grants and Other	14,618	2,634	-	634
8 Other	469	14,933	922	2,774
<b>Total Current Assets</b>	<b>114,121</b>	<b>256,977</b>	<b>52,013</b>	<b>25,857</b>

Assets whose use is limited:

9 Held by trustee for debt service & other	-	44,134	-	12,011
10 By UNM Hospital Board of Trustees	-	19,098	-	138,687
11 Board and Other Designated Assets	94,651	-	26,465	-
12 Endowments	93,272	-	-	-
13 Capital Assets, net of depreciation	279,314	261,850	1,039	136,486
<b>TOTAL ASSETS</b>	<b>581,358</b>	<b>582,059</b>	<b>79,517</b>	<b>313,041</b>

**LIABILITIES**

14 Accounts Payable	6,677	32,570	3,003	4,419
15 Other accrued liabilities	30,811	39,114	-	1,978
16 Payable to Affiliates	3,157	10,950	29,519	2,940
17 Bonds payable - current	844	5,240	-	4,700
18 Interest payable bonds	110	4,021	-	3,252
19 Estimated third party payor settlements	-	15,418	-	-
20 Bonds payable - non current	17,760	159,420	-	138,725
21 Other liabilities - non current	23,033	7,023	-	135,926
22 Sponsored Project Deferred Revenue	9,652	-	-	-
<b>TOTAL LIABILITIES</b>	<b>92,044</b>	<b>273,756</b>	<b>32,522</b>	<b>291,940</b>

**NET POSITION**

23 Restricted - expendable grants, bequests and contributions	95,193	12,358	-	1
24 Restricted - trust indenture and debt agreement	-	27,396	26,465	12,011
25 Committed and Dedicated agreements	132,487	-	-	-
26 Discretionary Reserve	923	155,852	19,491	8,070
27 Assets invested in Capital, net of related debt	260,711	112,697	1,039	1,019
<b>TOTAL NET POSITION</b>	<b>489,314</b>	<b>308,303</b>	<b>46,995</b>	<b>21,101</b>

Current Ratio	2.80	2.40	1.60	1.50
Days Cash on Hand	N/A	50.56	51.00	42.90



**UNIVERSITY OF NEW MEXICO HEALTH SCIENCES CENTER**  
**Glossary of Report Categories**

	University HSC	UNM Hospitals	UNMMG	SRMC
--	----------------	---------------	-------	------

**ASSETS**

1	Cash and cash equivalents	Funds on deposit with Financial Institution with UNM	Funds on deposit with Financial Institution	Funds on deposit with Financial Institution	Funds on deposit with Financial Institution, plus the remaining balance of the \$46m
2	Marketable securities	Funds invested in securities in accordance with UNM Investment policy	Funds invested in US Treasury	N/A	N/A
3	Patient, net	Pediatric/Newborn Transport Services, net of estimated contractual allowances and estimated bad debt	Patient Receivable after adjustments for discounts and allowances	Patient Receivable for care provided by UNM SOM facility and other practitioners, net of estimated contractual allowances and estimated bad debt	Patient Receivable for facility costs, net of estimated contractual allowances and estimated bad debt
4	Receivable from Affiliates	Related Party Receivables for goods or services provided to UNM Hospitals, UNMMG and SRMC	Related Party Receivable from University HSC and SRMC	Related Party Receivable for negative arbitrage for SRMC	Related Party Receivable from UNMMG and UNMH
5	Estimated third party payor settlements	N/A	Accounts Receivable for IME/GME /DSH	N/A	
6	County Treasurer	N/A	Bernalillo County Mil Levy Receivable	N/A	Sandoval County Mil Levy Receivable
7	Contracts, Grants and Other	Sponsored project receivables and other services invoiced by UNM such as OMI, Resident Physician contracts, etc.	Accounts Receivable from Contracts/UNM MG/Special Billing/Investments	N/A	Other receivable balances. As of year end, a receivable was recorded for the insurance proceeds associated with the damage in the OR due to the flood
8	Other	Prepaid contractual obligations, such as library subscription services and maintenance contacts	Prepaid Expense and Inventory	Pharmacy Inventory	Prepaid Expense and Inventory
9	Held by trustee for debt service & other	N/A	Debt/Mortgage reserve funds to include collateral and intangible assets	N/A	Funds held in Trustee Accounts, Mortgage reserve funds, bond debt service accounts
10	By UNM Hospital Clinical Operations Board	N/A	Investment in TriWest/Tricare Reference Laboratory	N/A	N/A
11	Board and Other Designated Assets	Funds dedicated to UNM Hospitals Capital Initiatives and unexpended plant funds	13	N/A	Department, SOM Investment in UNMMG and Quality Reserves
					The original bond proceeds were used to purchase GNMA's which collateralize the mortgage with Prudential



**UNIVERSITY OF NEW MEXICO HEALTH SCIENCES CENTER**  
**Glossary of Report Categories**

	University HSC	UNM Hospitals	UNMMG	SRMC
12 Endowments	Balance of endowed corpus funds generating revenue according to donor intent	N/A	N/A	N/A
13 Capital Assets, net of depreciation	Property, Plant and Equipment	Land, Property, Plant and Equipment	Furniture and Equipment	Land, Property, Plant and Equipment
<b>LIABILITIES</b>				
14 Accounts Payable	Unpaid balances owed to vendors for goods and services; amounts owed to employees for expense reimbursements	Amount owed to creditors	Unpaid balances owed to vendors for goods and services; accrued payroll and other payroll benefits and taxes	Unpaid balances owed to vendors for goods and services
15 Other accrued liabilities	Payroll withholding liabilities and estimated value of compensated absences	Accrued liabilities to include payroll, compensated benefit, and Incurred but not Recognized (IBNR) State Coverage Insurance	N/A	Accrued liabilities to include payroll, compensated benefits and other payroll benefits and taxes
16 Payable to Affiliates	Unpaid balances for services provided by UNM Hospitals, and UNMMG	Unpaid balances for services provided by University HSC	Unpaid balances for services provided by University HSC for purchased services, special arrangements, and indigent distribution	Unpaid balances for services provided by University HSC, UNMMG and UNMH
17 Bonds payable - current	Debt service payment that will be due within the next twelve months	Series 2004 Bonds payable in next year - FHA Insured Hospital Mortgage Revenue Bonds	N/A	Debt service payment that will be due within the next twelve months
18 Interest payable bonds	Interest Payable on outstanding debt	Interest Payable Series 2004 Bonds (FHA Insured Hospital Mortgage Revenue Bonds)	N/A	Interest Payable on Bonds
19 Estimated third party payor settlements	N/A	Medicare/Medicaid Settlements	N/A	N/A
20 Bonds payable - non current	Outstanding balance due in the long-term to State of New Mexico for bond funding	Series Bonds Payable in the long-term (FHA Insured Hospital Mortgage Revenue Bonds)	N/A	Outstanding balance due in the long-term for FHA Insured Hospital Revenue Bonds
21 Other liabilities - non current	Estimated future cost associated with Other Post Retirement Benefits (OPEB) and self-funded health insurance plan	Estimated future cost associated with Other Post Employment Benefits (OPEB) and bond premiums	N/A	The balance of the mortgage payable
22 Sponsored Project Deferred Revenue	Prepaid contract and grant revenue	N/A	N/A	N/A

**NET POSITION**



**UNIVERSITY OF NEW MEXICO HEALTH SCIENCES CENTER**  
**Glossary of Report Categories**

	<b>University HSC</b>	<b>UNM Hospitals</b>	<b>UNMMG</b>	<b>SRMC</b>
23 Restricted - expendable grants, bequests and contributions	Restricted monies used in accordance with donor intent, contracts and bequests	Restricted monies used in accordance with donor intent, contracts and bequests	N/A	Restricted monies used in accordance with donor intent, contracts and bequests
24 Restricted - trust indenture and debt agreement	N/A	Restricted monies for Debt Service, Collateral, and Mortgage Reserve	Department, SOM Investment in UNMMG and Quality Fund Balances	Restricted monies for Mortgage reserve, Bond Debt Service
25 Committed and Dedicated agreements	Funds that have been committed for future expenditures. Dedicated funds have a clear focused purposed with for specific use.	N/A	N/A	N/A
26 Discretionary Reserve	Remaining fund balance after accounting for all restricted, committed and dedicated funds	Chief operating fund for all financial resources except those accounted for in another fund	Other operating reserves	Chief operating fund for all financial resources except those accounted for in another fund
27 Assets invested in Capital, net of related debt	Property, Plant and Equipment after adjustment for related bond debt	Property, Plant and Equipment after adjustment for related bond debt	Furniture and Equipment after adjustment for related bond debt	Property, Plant and Equipment after adjustment for related bond debt