


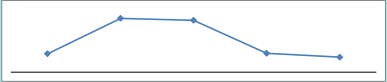
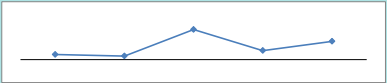






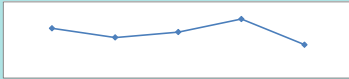


**Health Sciences Center
Metrics (Preliminary and Unaudited)**

Benchmark		Expected	FY 2009 1st Quarter	FY 2010 1st Quarter	FY 2011 1st Quarter	FY 2012 1st Quarter	FY 2013 1st Quarter	Fiscal Year Trend	FY 2014 August 31st
Operating Net Margin <i>(Amounts are in thousands)</i>	HSC	▲	\$4,787	\$10,846	\$9,066	\$4,404	\$4,517		\$6,479
	UNMMG	▲	\$975	\$970	\$4,048	\$1,203	\$2,265		\$306
	UNMH	▲	\$1,901	\$158	\$79	\$85	(\$4,819)		\$244
	SRMC	▲	NA	NA	NA	NA	\$5,407		(\$3,437)
Net Income/(Use of Reserves) <i>(Amounts are in thousands)</i>	HSC	▲	\$2,359	\$6,888	\$6,630	\$2,417	\$1,927		\$5,323
	UNMMG	▲	\$675	\$470	\$4,048	\$1,203	\$2,456		\$306
	UNMH	▲	\$1,960	\$158	\$79	\$82	(\$4,819)		\$244
	SRMC	▲	NA	NA	NA	NA	\$5,407		(\$3,437)

**Health Sciences Center
Metrics (Preliminary and Unaudited)**

Benchmark		Expected	FY 2009 1st Quarter	FY 2010 1st Quarter	FY 2011 1st Quarter	FY 2012 1st Quarter	FY 2013 1st Quarter	Fiscal Year Trend	FY 2014 August 31st
Uncompensated Care <i>(Amounts are in thousands)</i>	UNMMG & CRTC	↓	\$6,892	\$7,512	\$8,822	\$9,823	\$12,735		\$7,755
	UNMH	↓	\$37,563	\$36,942	\$38,428	\$43,037	\$48,105		\$33,132
	SRMC	↓	NA	NA	NA	NA	\$0		\$2,346

**Health Sciences Center
Metrics (Preliminary and Unaudited)**





Benchmark	Expected	FY 2009 1st Quarter	FY 2010 1st Quarter	FY 2011 1st Quarter	FY 2012 1st Quarter	FY 2013 1st Quarter	Fiscal Year Trend	FY 2014 August 31st	
Days Cash on Hand									
Days of Expense in Discretionary Reserves Year End Benchmark - 10 Days	HSC	↑	NA	NA	13.96	13.28	7.39		5.93
ACMPE 30 Days *	UNMMG	↑	95.50	60.80	67.80	48.50	49.25		50.70
UHC 75 Days **	UNMH	↑	43.55	68.38	75.69	53.01	42.02		58.76
UHC 75 Days **	SRMC	↑	NA	NA	NA	NA	NA		9.75
Accounts Receivable Greater Than Ninety Days <i>(Amounts are in thousands)</i>									
	HSC	↓	\$918 10%	\$1,449 7%	\$780 9%	\$1,380 13%	\$937 4%		\$765 4%
	UNMMG	↓	\$8,421 27%	\$4,999 18%	\$3,746 14%	\$4,348 16%	\$3,415 13%		\$23,845 39%
	UNMH	↓	\$44,610 30%	\$49,435 32%	\$60,177 28%	\$67,271 29%	\$60,448 26%		\$58,223 26%
	SRMC	↓	NA	NA	NA	NA	\$0 0%		\$22,547 58%

* American College of Medical Practice Executives

** University HealthSystem Consortium

**Health Sciences Center
Metrics (Preliminary and Unaudited)**

(Amounts are in thousands)

	Expected	FY 2009 1st Quarter	FY 2010 1st Quarter	FY 2011 1st Quarter	FY 2012 1st Quarter	FY 2013 1st Quarter	Fiscal Year Trend	FY 2014 August 31st
Proposals Submitted	↑	\$38,339	\$62,173	\$46,155	\$45,546	\$42,262		\$40,864
Awards	↑	\$34,917	\$35,928	\$53,813	\$38,114	\$31,225		\$25,180
Earned F&A	↑	\$4,358	\$4,876	\$5,551	\$5,327	\$5,215		\$3,574
Contract & Grant Expense <i>(Includes Cost Share, Program Income and F&A Expense)</i>	↑	\$24,910	\$25,603	\$27,425	\$27,698	\$32,756		\$18,959



UNIVERSITY OF NEW MEXICO HEALTH SCIENCES CENTER - University HSC Only*
2014 Fiscal Year-to-Date Summary through August 31, 2013 (Preliminary and Unaudited)
(In thousands)

* UNIVERSITY HSC ONLY INCLUDES: SOM, CON, COP, HSLIC, ADMIN, RESEARCH

	University HSC FY 2014 Operating Budget	University HSC FY 2014 YTD 8/31/13 Actual	University HSC FY 2013 Year End Actual	University HSC FY 2014 YTD Actual to FY 2014 Operating Budget Benchmark Rate (17%)	University HSC FY 2014 YTD Actual to FY 2013 Year End Actual Benchmark Rate (17%)
1 UNM MEDICAL GROUP REVENUES	110,329	16,988	110,686	15%	15%
2 UNM HOSPITALS REVENUES	96,130	17,241	100,233	18%	17%
3 SRMC REVENUES	16,136	2,377	11,848	15%	20%
4 UNM CANCER CENTER CLINICAL REVENUES	26,720	4,333	13,300	16%	33%
5 TUITION AND FEES	13,738	6,898	13,177	50%	52%
6 CIGARETTE TAX APPROPRIATIONS	3,227	1,016	3,363	31%	30%
7 RPSP APPROPRIATIONS	17,736	2,853	15,924	16%	18%
8 I&G APPROPRIATIONS	62,879	10,399	60,089	17%	17%
9 I&G MAIN CAMPUS TRANSFERS	17,666	3,086	18,615	17%	17%
10 F&A REVENUES (OH RETURN)	20,800	3,648	21,459	18%	17%
11 HSC/UNM INTERNAL TRANSFERS	(2,071)	(339)	(3,270)	16%	10%
12 MILL LEVY	0	0	0	N/A	N/A
13 OTHER REVENUES	12,381	1,782	13,316	14%	13%
14 CONTRACT AND GRANT REVENUES	123,387	20,686	131,070	17%	16%
TOTAL REVENUES	519,057	90,968	509,810	18%	18%
15 TOTAL COMPENSATION EXPENSES	334,181	56,300	319,157	17%	18%
16 SUPPLIES/MEDICAL SUPPLIES	9,544	1,632	11,723	17%	14%
17 UNIVERSITY CLINICIANS PROGRAM	0	0	0	N/A	N/A
18 HOUSESTAFF	0	0	0	N/A	N/A
19 TRAVEL	4,895	687	4,656	14%	15%
20 STUDENT COSTS	2,610	407	2,123	16%	19%
21 PATIENT CARE COSTS	871	126	852	14%	15%
22 TELEPHONE/COMMUNICATION COSTS	2,002	367	2,294	18%	16%
23 PURCHASED SERVICES	19,954	2,958	24,091	15%	12%
24 OTHER MEDICAL SERVICES	0	0	0	N/A	N/A
25 SUB AWARDS/SERVICE CONTRACTS	515	306	1,499	59%	20%
26 O&M & LEASES	6,323	1,177	6,900	19%	17%
27 UTILITIES	4,262	576	4,874	14%	12%
28 DEPRECIATION	0	0	0	N/A	N/A
29 INTEREST EXPENSE	2,168	361	2,169	17%	17%
30 OTHER EXPENSES	12,377	373	297	3%	126%
31 CONTRACT AND GRANT EXPENSES	114,996	19,219	122,407	17%	16%
TOTAL EXPENSES	514,699	84,489	503,042	16%	17%
OPERATING NET MARGIN	4,358	6,479	6,768		
NON-RECURRING ITEMS					
32 CAPITAL EXPENDITURES	1,720	332	1,386	19%	24%
33 MEANINGFUL USE REVENUE	0	0	0	N/A	N/A
34 USE OF UNMMG RESERVES	0	0	0	N/A	N/A
35 RECRUITMENT/STARTUP/SCHOLARSHIPS	5,695	738	6,995	13%	11%
36 TRANSFERS TO PLANT	520	86	4,478	17%	2%
TOTAL NON-RECURRING ITEMS	7,935	1,156	12,859	15%	9%
NET INCOME/(USE OF RESERVES)	(3,577)	5,323	(6,091)		



UNIVERSITY OF NEW MEXICO HEALTH SCIENCES CENTER - UNM Hospitals Only
2014 Fiscal Year-to-Date Summary through August 31, 2013 (Preliminary and Unaudited)
(In thousands)

Clinical Operations

	UNM Hospitals FY 2014 Operating Budget	UNM Hospitals FY 2014 YTD 8/31/13 Actual	UNM Hospitals FY 2013 Year End Actual	UNM Hospitals FY 2014 YTD Actual to FY 2014 Operating Budget Benchmark Rate (17%)	UNM Hospitals FY 2014 YTD Actual to FY 2013 Year End Actual Benchmark Rate (17%)
1 UNM MEDICAL GROUP REVENUES	0	0	0	N/A	N/A
2 UNM HOSPITALS REVENUES	684,749	112,152	653,478	16%	17%
3 SRMC REVENUES	0	0	0	N/A	N/A
4 UNM CANCER CENTER CLINICAL REVENUES	0	0	0	N/A	N/A
5 TUITION AND FEES	0	0	0	N/A	N/A
6 CIGARETTE TAX APPROPRIATIONS	0	0	0	N/A	N/A
7 RSP APPROPRIATIONS	13,194	2,202	12,966	17%	17%
8 I&G APPROPRIATIONS	0	0	0	N/A	N/A
9 I&G MAIN CAMPUS TRANSFERS	0	0	0	N/A	N/A
10 F&A REVENUES (OH RETURN)	0	0	0	N/A	N/A
11 HSC/UNM INTERNAL TRANSFERS	0	0	0	N/A	N/A
12 MILL LEVY	91,887	15,184	91,229	17%	17%
13 OTHER REVENUES	15,857	3,481	24,199	22%	14%
14 CONTRACT AND GRANT REVENUES	5,218	2,618	5,798	50%	45%
TOTAL REVENUES	810,905	135,637	787,670	17%	17%
15 TOTAL COMPENSATION EXPENSES	414,776	66,614	392,663	16%	17%
16 SUPPLIES/MEDICAL SUPPLIES	131,811	23,092	130,787	18%	18%
17 UNIVERSITY CLINICIANS PROGRAM	56,598	9,529	53,208	17%	18%
18 HOUSESTAFF	26,249	4,450	24,861	17%	18%
19 TRAVEL	858	128	674	15%	19%
20 STUDENT COSTS	0	0	0	N/A	N/A
21 PATIENT CARE COSTS	35,091	7,272	40,001	21%	18%
22 TELEPHONE/COMMUNICATION COSTS	3,516	656	3,554	19%	18%
23 PURCHASED SERVICES	27,628	5,594	23,715	20%	24%
24 OTHER MEDICAL SERVICES	20,780	2,875	23,680	14%	12%
25 SUB AWARDS/SERVICE CONTRACTS	9,618	1,350	7,947	14%	17%
26 O&M & LEASES	16,395	2,743	15,039	17%	18%
27 UTILITIES	6,453	1,062	6,118	16%	17%
28 DEPRECIATION	31,891	5,212	32,885	16%	16%
29 INTEREST EXPENSE	7,567	1,270	7,770	17%	16%
30 OTHER EXPENSES	22,700	3,546	20,578	16%	17%
31 CONTRACT AND GRANT EXPENSES	0	0	0	N/A	N/A
TOTAL EXPENSES	811,931	135,393	783,480	17%	17%
OPERATING NET MARGIN	(1,026)	244	4,190		
NON-RECURRING ITEMS					
32 CAPITAL EXPENDITURES	0	0	0	N/A	N/A
33 MEANINGFUL USE REVENUE	(1,039)	0	(255)	0%	0%
34 USE OF UNMMG RESERVES	0	0	0	N/A	N/A
35 RECRUITMENT/STARTUP/SCHOLARSHIPS	0	0	0	N/A	N/A
36 TRANSFERS TO PLANT	0	0	0	N/A	N/A
TOTAL NON-RECURRING ITEMS	(1,039)	0	(255)	0%	0%
NET INCOME/(USE OF RESERVES)	13	244	4,445		



UNIVERSITY OF NEW MEXICO HEALTH SCIENCES CENTER - UNMMG Only
2014 Fiscal Year-to-Date Summary through August 31, 2013 (Preliminary and Unaudited)
(In thousands)

Clinical Operations

	UNMMG FY 2014 Operating Budget	UNMMG FY 2014 YTD 8/31/13 Actual	UNMMG FY 2013 Year End Actual	UNMMG FY 2014 YTD Actual to FY 2014 Operating Budget Benchmark Rate (17%)	UNMMG FY 2014 YTD Actual to FY 2013 Year End Actual Benchmark Rate (17%)
1 UNM MEDICAL GROUP REVENUES	172,106	27,986	155,686	16%	18%
2 UNM HOSPITALS REVENUES	0	0	0	N/A	N/A
3 SRMC REVENUES	0	0	0	N/A	N/A
4 UNM CANCER CENTER CLINICAL REVENUES	0	0	0	N/A	N/A
5 TUITION AND FEES	0	0	0	N/A	N/A
6 CIGARETTE TAX APPROPRIATIONS	0	0	0	N/A	N/A
7 RPSA APPROPRIATIONS	0	0	0	N/A	N/A
8 I&G APPROPRIATIONS	0	0	0	N/A	N/A
9 I&G MAIN CAMPUS TRANSFERS	0	0	0	N/A	N/A
10 F&A REVENUES (OH RETURN)	0	0	0	N/A	N/A
11 HSC/UNM INTERNAL TRANSFERS	0	0	0	N/A	N/A
12 MILL LEVY	0	0	0	N/A	N/A
13 OTHER REVENUES	2,797	368	4,046	13%	9%
14 CONTRACT AND GRANT REVENUES	0	0	0	N/A	N/A
TOTAL REVENUES	174,903	28,354	159,732	16%	18%
15 TOTAL COMPENSATION EXPENSES	17,652	2,970	16,233	17%	18%
16 SUPPLIES/MEDICAL SUPPLIES	0	0	0	N/A	N/A
17 UNIVERSITY CLINICIANS PROGRAM	0	0	0	N/A	N/A
18 HOUSESTAFF	0	0	0	N/A	N/A
19 TRAVEL	0	0	0	N/A	N/A
20 STUDENT COSTS	0	0	0	N/A	N/A
21 PATIENT CARE COSTS	16,458	2,292	10,940	14%	21%
22 TELEPHONE/COMMUNICATION COSTS	0	0	0	N/A	N/A
23 PURCHASED SERVICES	119,509	21,605	117,399	18%	18%
24 OTHER MEDICAL SERVICES	0	0	0	N/A	N/A
25 SUB AWARDS/SERVICE CONTRACTS	0	0	0	N/A	N/A
26 O&M & LEASES	474	76	496	16%	15%
27 UTILITIES	0	0	0	N/A	N/A
28 DEPRECIATION	704	64	412	9%	16%
29 INTEREST EXPENSE	0	0	0	N/A	N/A
30 OTHER EXPENSES	20,173	1,041	4,439	5%	23%
31 CONTRACT AND GRANT EXPENSES	0	0	0	N/A	N/A
TOTAL EXPENSES	174,970	28,048	149,919	16%	19%
OPERATING NET MARGIN	(67)	306	9,813		
NON-RECURRING ITEMS					
32 CAPITAL EXPENDITURES	0	0	0	N/A	N/A
33 MEANINGFUL USE REVENUE	0	0	(2,699)	N/A	0%
34 USE OF UNMMG RESERVES	0	0	12,406	N/A	0%
35 RECRUITMENT/STARTUP/SCHOLARSHIPS	0	0	0	N/A	N/A
36 TRANSFERS TO PLANT	0	0	0	N/A	N/A
TOTAL NON-RECURRING ITEMS	0	0	9,707	N/A	0%
NET INCOME/(USE OF RESERVES)	(67)	306	106		



UNIVERSITY OF NEW MEXICO HEALTH SCIENCES CENTER - SRMC Only
2014 Fiscal Year-to-Date Summary through August 31, 2013 (Preliminary and Unaudited)
(In thousands)

Clinical Operations

	SRMC FY 2014 Operating Budget	SRMC FY 2014 YTD 8/31/13 Actual	SRMC FY 2013 Year End Actual	SRMC FY 2014 YTD Actual to FY 2014 Operating Budget Benchmark Rate (17%)	SRMC FY 2014 YTD Actual to FY 2013 Year End Actual Benchmark Rate (17%)
1 UNM MEDICAL GROUP REVENUES	0	0	0	N/A	N/A
2 UNM HOSPITALS REVENUES	0	0	0	N/A	N/A
3 SRMC REVENUES	61,646	6,321	20,895	10%	30%
4 UNM CANCER CENTER CLINICAL REVENUES	0	0	0	N/A	N/A
5 TUITION AND FEES	0	0	0	N/A	N/A
6 CIGARETTE TAX APPROPRIATIONS	0	0	0	N/A	N/A
7 RPSP APPROPRIATIONS	0	0	0	N/A	N/A
8 I&G APPROPRIATIONS	0	0	0	N/A	N/A
9 I&G MAIN CAMPUS TRANSFERS	0	0	0	N/A	N/A
10 F&A REVENUES (OH RETURN)	0	0	0	N/A	N/A
11 HSC/UNM INTERNAL TRANSFERS	0	0	0	N/A	N/A
12 MILL LEVY	8,250	1,343	20,833	16%	6%
13 OTHER REVENUES	0	56	297	N/A	19%
14 CONTRACT AND GRANT REVENUES	0	0	0	N/A	N/A
TOTAL REVENUES	69,896	7,720	42,025	11%	18%
15 TOTAL COMPENSATION EXPENSES	28,609	4,818	23,291	17%	21%
16 SUPPLIES/MEDICAL SUPPLIES	12,255	1,996	7,009	16%	28%
17 UNIVERSITY CLINICIANS PROGRAM	131	0	118	0%	0%
18 HOUSESTAFF	49	0	44	0%	0%
19 TRAVEL	58	5	52	9%	10%
20 STUDENT COSTS	0	0	0	N/A	N/A
21 PATIENT CARE COSTS	2,831	509	2,544	18%	20%
22 TELEPHONE/COMMUNICATION COSTS	123	13	110	11%	12%
23 PURCHASED SERVICES	4,884	488	4,390	10%	11%
24 OTHER MEDICAL SERVICES	465	275	418	59%	66%
25 SUB AWARDS/SERVICE CONTRACTS	476	164	429	34%	38%
26 O&M & LEASES	493	70	443	14%	16%
27 UTILITIES	908	147	599	16%	25%
28 DEPRECIATION	10,363	1,449	7,958	14%	18%
29 INTEREST EXPENSE	4,856	710	4,001	15%	18%
30 OTHER EXPENSES	4,144	513	2,564	12%	20%
31 CONTRACT AND GRANT EXPENSES	0	0	0	N/A	N/A
TOTAL EXPENSES	70,645	11,157	53,970	16%	21%
OPERATING NET MARGIN	(749)	(3,437)	(11,945)		
NON-RECURRING ITEMS					
32 CAPITAL EXPENDITURES	0	0	0	N/A	N/A
33 MEANINGFUL USE REVENUE	0	0	0	N/A	N/A
34 USE OF UNMMG RESERVES	0	0	0	N/A	N/A
35 RECRUITMENT/STARTUP/SCHOLARSHIPS	0	0	0	N/A	N/A
36 TRANSFERS TO PLANT	0	0	0	N/A	N/A
TOTAL NON-RECURRING ITEMS	0	0	0	N/A	N/A
NET INCOME/(USE OF RESERVES)	(749)	(3,437)	(11,945)		



UNIVERSITY OF NEW MEXICO HEALTH SCIENCES CENTER - Consolidated HSC
2014 Fiscal Year-to-Date Summary through August 31, 2013 (Preliminary and Unaudited)
(In thousands)

Clinical and Academic Operations

	Consolidated HSC FY 2014 Operating Budget	Consolidated HSC FY 2014 YTD 8/31/13 Actual	Consolidated HSC FY 2013 Year End Actual	Consolidated HSC FY 2014 YTD Actual to FY 2014 Operating Budget Benchmark Rate (17%)	Consolidated HSC FY 2014 YTD Actual to FY 2013 Year End Actual Benchmark Rate (17%)
1 UNM MEDICAL GROUP REVENUES	282,435	44,974	266,372	16%	17%
2 UNM HOSPITALS REVENUES	780,879	129,393	753,711	17%	17%
3 SRMC REVENUES	77,782	8,698	32,743	11%	27%
4 UNM CANCER CENTER CLINICAL REVENUES	26,720	4,333	13,300	16%	33%
5 TUITION AND FEES	13,738	6,898	13,177	50%	52%
6 CIGARETTE TAX APPROPRIATIONS	3,227	1,016	3,363	31%	30%
7 RPSA APPROPRIATIONS	30,930	5,055	28,890	16%	17%
8 I&G APPROPRIATIONS	62,879	10,399	60,089	17%	17%
9 I&G MAIN CAMPUS TRANSFERS	17,666	3,086	18,615	17%	17%
10 F&A REVENUES (OH RETURN)	20,800	3,648	21,459	18%	17%
11 HSC/UNM INTERNAL TRANSFERS	(2,071)	(339)	(3,270)	16%	10%
12 MILL LEVY	100,137	16,527	112,062	17%	15%
13 OTHER REVENUES	31,035	5,687	41,858	18%	14%
14 CONTRACT AND GRANT REVENUES	128,605	23,304	136,868	18%	17%
TOTAL REVENUES	1,574,761	262,679	1,499,237	17%	18%
15 TOTAL COMPENSATION EXPENSES	795,218	130,702	751,344	16%	17%
16 SUPPLIES/MEDICAL SUPPLIES	153,610	26,720	149,519	17%	18%
17 UNIVERSITY CLINICIANS PROGRAM	56,729	9,529	53,326	17%	18%
18 HOUSESTAFF	26,298	4,450	24,905	17%	18%
19 TRAVEL	5,811	820	5,382	14%	15%
20 STUDENT COSTS	2,610	407	2,123	16%	19%
21 PATIENT CARE COSTS	55,251	10,199	54,337	18%	19%
22 TELEPHONE/COMMUNICATION COSTS	5,641	1,036	5,958	18%	17%
23 PURCHASED SERVICES	171,975	30,645	169,595	18%	18%
24 OTHER MEDICAL SERVICES	21,245	3,150	24,098	15%	13%
25 SUB AWARDS/SERVICE CONTRACTS	10,609	1,820	9,875	17%	18%
26 O&M & LEASES	23,685	4,066	22,878	17%	18%
27 UTILITIES	11,623	1,785	11,591	15%	15%
28 DEPRECIATION	42,958	6,725	41,255	16%	16%
29 INTEREST EXPENSE	14,591	2,341	13,940	16%	17%
30 OTHER EXPENSES	59,394	5,473	27,878	9%	20%
31 CONTRACT AND GRANT EXPENSES	114,996	19,219	122,407	17%	16%
TOTAL EXPENSES	1,572,245	259,087	1,490,411	16%	17%
OPERATING NET MARGIN	2,516	3,592	8,826		
NON-RECURRING ITEMS					
32 CAPITAL EXPENDITURES	1,720	332	1,386	19%	24%
33 MEANINGFUL USE REVENUE	(1,039)	0	(2,954)	0%	0%
34 USE OF UNMMG RESERVES	0	0	12,406	N/A	0%
35 RECRUITMENT/STARTUP/SCHOLARSHIPS	5,695	738	6,995	13%	11%
36 TRANSFERS TO PLANT	520	86	4,478	17%	2%
TOTAL NON-RECURRING ITEMS	6,896	1,156	22,311	17%	5%
NET INCOME/(USE OF RESERVES)	(4,380)	2,436	(13,485)		

GLOSSARY OF REPORT CATEGORIES

FINANCIAL STATEMENT CATEGORY		UNM	UNMMG	UNM Hospitals	SRMC
1	UNM MEDICAL GROUP REVENUES	Clinical revenue primarily based on Physician or Provider efforts and collection through UNMMG	Net patient services revenue including SCI & UPL from UNMMG Clinical operations	N/A	N/A
2	UNM HOSPITALS REVENUES	Revenue from University Hospital to the School of Medicine	N/A	Hospital facility revenue based on patient billings by UNMH	N/A
3	SRMC REVENUES	Revenue from SRMC to the School of Medicine	N/A	N/A	Hospital facility revenue based on patient billings by SRMC
4	UNM CANCER CENTER CLINICAL REVENUES	Cancer Center patient revenue posted from the global billings and Infusion Suite net income. Clinical Adult Infusion Suite/RO/MO	N/A	N/A	N/A
5	TUITION AND FEES	Tuition & Fees, including tuition differentials	N/A	N/A	N/A
6	CIGARETTE TAX APPROPRIATIONS	Revenues received from the State as a calculated portion of Tax Revenue on the sale of tobacco products for use in Cancer Research	N/A	N/A	N/A
7	RPSP APPROPRIATIONS	Revenue received for current operations made available to UNM by act of NM State Legislature on an annual basis for Research, Public Service and Independent Operations	N/A	Revenue received for current operations made available to UNMH by act of NM State Legislature on an annual basis for Research, Public Service and Independent Operations	N/A
8	I&G APPROPRIATIONS	Revenue received for current operations made available to UNM by act of NM State Legislature on an annual basis for I&G operations	N/A	N/A	N/A
9	I&G MAIN CAMPUS TRANSFERS	Partial transfer of tuition and formula workload generated by Nursing, Pharmacy and SOM	N/A	N/A	N/A
10	F & A REVENUES (OH RETURN)	Revenue from recovery of indirect costs (F&A) incurred by a Contract or Grant also known as overhead return	N/A	N/A	N/A
11	HSC/UNM INTERNAL TRANSFERS	All transfers to/from HSC Unrestricted Funds excluding the I&G Main Campus Transfer and Transfers for Debt Service	N/A	N/A	N/A
12	MILL LEVY	N/A	N/A	Mil levy taxes collected on behalf of the Bernalillo Country Treasurer and remitted to UNMH as required by the Hospital Funding Act.	Mil levy taxes collected on behalf of the Sandoval Country Treasurer and remitted to SRMC as required by the Hospital Funding Act.
13	OTHER REVENUES	All other Revenues - not contained in any other category - Sales & Services (not Internal Service Center P18 sales), Gains on Sponsored Projects, Gifts, Endowment Spending Distributions, Investment Income, etc.	Other operating revenues	All other revenues not contained in any other category: Investment income, equity loss in Tricare, donated revenue, gain/loss on sale of assets, food, nutrition, catering & vending revenue, medical records revenue, rent revenue, all other non-operating revenue	All other revenues not contained in any other category: Investment income, donated revenue, gain/loss on sale of assets, food, nutrition, catering & vending revenue, medical records revenue, rent revenue, all other non-operating revenue
14	CONTRACT AND GRANT REVENUES	All Restricted Funds Revenue and Unrestricted Contract Revenue for example VA contracts	N/A	Revenue associated with restricted and unrestricted contracts and grants	N/A

GLOSSARY OF REPORT CATEGORIES

FINANCIAL STATEMENT CATEGORY		UNM	UNMMG	UNM Hospitals	SRMC
15	TOTAL COMPENSATION EXPENSES	Salary, wages & benefits	Salaries and benefits considered to be operating and certain clinical expenses of UNMMG	Salary, wages & benefits	Salary, wages & benefits
16	SUPPLIES/MEDICAL SUPPLIES	Office supplies, computer supplies, dues & memberships, postage charges, recruitment expenses, non capital equipment, computers, food, lab supplies, uniforms, training materials, etc.	N/A	Medical supplies for: lab, radiology, blood, pharmaceuticals, biologics, implantable devices, office supplies, computer supplies, photocopy expense, forms, linen, food, uniforms, and training materials.	Medical supplies for: lab, radiology, blood, pharmaceuticals, biologics, implantable devices, office supplies, computer supplies, photocopy expense, forms, linen, food, uniforms, and training materials.
17	UNIVERSITY CLINICIANS PROGRAM	N/A	N/A	Special clinician program to support SOM	Special clinician program to support SOM
18	HOUSESTAFF	N/A	N/A	Reimbursement of patient care services provided by residents who are employed by SOM.	Reimbursement of patient care services provided by SOM through UNMMG.
19	TRAVEL	Travel - in state, out of state, foreign, business meals, rental vehicles, new employee moving expenses, vehicle fuel etc.	N/A	Travel - in state, out of state, business meals, rental vehicles, flights, ground transportation, vehicle fuel etc.	Travel - in state, out of state, business meals, rental vehicles, flights, ground transportation, vehicle fuel etc.
20	STUDENT COSTS	Student tuition/fee expense, student travel, scholarships/fellowships, housing, insurance for students, student awards, etc.	N/A	N/A	N/A
21	PATIENT CARE COSTS	Patient Care costs for inpatient, outpatient care & lab, pharmacy and x-ray services for patients	Patient Care costs for inpatient, outpatient care & lab, pharmacy and x-ray services for patients	Patient Care costs for inpatient, outpatient care including Tricare laboratory expense, OR instruments, NM Insurance pool premiums, kidney acquisition, step down care (snf) for IV dependent patients, radiation oncology and patient assistance	Patient Care costs for inpatient, outpatient care including Tricare laboratory expense, OR instruments, NM Insurance pool premiums, kidney acquisition, step down care (snf) for IV dependent patients, radiation oncology and patient assistance
22	TELEPHONE/COMMUNICATION COSTS	Telephone, voicemail, cellular, long distance, paging and data networking charges	N/A	Telephone, voicemail, cellular, long distance, paging and data networking charges	Telephone, voicemail, cellular, long distance, paging and data networking charges
23	PURCHASED SERVICES	Alarm fees, internet fees, architectural services, auditing services, printing/copying/binding fees, conference/event fees, honoraria, insurance charges (general liability, professional liability), legal services, electronic journals & books, consultant fees, etc.	Includes payment to UNM SOM for physician and other provider services	Recruitment, professional, legal, auditing, consulting fees, promotional/graphics, IT Hosting Cerner, Siemens and PACS, safety and risk services, equifax, laundry, malpractice and liability insurance, etc.	Recruitment, professional, legal, auditing, consulting fees, promotional/graphics, IT Hosting Cerner, Siemens and PACS, safety and risk services, equifax, laundry, malpractice and liability insurance, etc.
24	OTHER MEDICAL SERVICES	N/A	N/A	Pathology contract, physician services, Executive Medical Directors, Medical Directors, dialysis services for UNM Care patients, OMI MOU, Adult Infusion net	Physician services
25	SUB AWARDS/SERVICE CONTRACTS	Unrestricted Sub Awards, Gain/Loss on Unrestricted Projects	N/A	All service contracts	All service contracts
26	O&M & LEASES	Plant maintenance and repairs, equipment repairs and maintenance, property insurance, auto insurance, facility rent expense	Building maintenance and repairs, equipment repairs and maintenance, repair parts, equipment rent, property insurance, auto insurance, facility rent expense, and housekeeping supplies	Building maintenance and repairs, equipment repairs and maintenance, repair parts, equipment rent, property insurance, auto insurance, facility rent expense, and housekeeping supplies	Building maintenance and repairs, equipment repairs and maintenance, repair parts, equipment rent, property insurance, auto insurance, facility rent expense, and housekeeping supplies

GLOSSARY OF REPORT CATEGORIES

FINANCIAL STATEMENT CATEGORY		UNM	UNMMG	UNM Hospitals	SRMC
27	UTILITIES	Natural gas, electricity, steam, sewer, water, chilled water	N/A	Natural gas, electricity, steam, sewer, water, chilled water	Natural gas, electricity, steam, sewer, water, chilled water
28	DEPRECIATION	N/A	The annual amortization for the furniture and equipment.	The annual amortization for the capital outlay associated with building, building improvement, fixed and moveable equipment which is based on the estimated useful lives of the assets as determined by the AHA "Estimated useful lives of Depreciable Hospital Assets".	The annual amortization for the capital outlay associated with building, building improvement, fixed and moveable equipment which is based on the estimated useful lives of the assets as determined by the AHA "Estimated useful lives of Depreciable Hospital Assets".
29	INTEREST EXPENSE	Transfers to cover debt service	N/A	Interest expense associated with the series 2004 FHA Insured Hospital Mortgage Revenue Bonds.	SRMC receives subsidy payments related to interest payments under the federal Build America Bond program. Under the program SRMC applies for subsidy funds commensurate with each bond payment, so the application for the subsidy is made semiannually. Also includes interest expense on the Series A & B Bonds.
30	OTHER EXPENSES	Banking fees, cost of goods sold, research costs, royalties, bad debt expense, other operating costs, Banner tax, etc.	Billings & collections expenses and other operating expenses of UNMMG	Programming, application, software and maintenance expenses, non capital equipment (less than \$5k), signs, dues & memberships, freight, postage, subscriptions, licenses/permits, Gap Tax, Intergovernmental Transfers for the SCI and IME, bond issuance costs, capital initiatives and other non-operating expenses.	Programming, application, software and maintenance expenses, non capital equipment (less than \$5k), signs, dues & memberships, freight, postage, subscriptions, licenses/permits, Gap Tax, Intergovernmental Transfers for the SCI and IME, bond issuance costs, capital initiatives and other non-operating expenses.
31	CONTRACT AND GRANT EXPENSES	All Restricted Funds Expense and Unrestricted Contract Expense for example VA contracts	N/A	N/A	N/A
32	CAPITAL EXPENDITURES	Equipment/furniture >\$5,000, Computer hardware, library acquisitions, etc.	N/A	N/A	N/A
33	MEANINGFUL USE REVENUE	N/A	Medicare and Medicaid programs provide incentive payments for hospital and physicians that make meaningful use of certified electronic health record technology.	Medicare and Medicaid programs provide incentive payments for hospital and physicians that make meaningful use of certified electronic health record technology.	N/A
34	USE OF UNMMG RESERVES	N/A	To fund and support the mission of the Health Sciences Center.	N/A	N/A
35	RECRUITMENT/STARTUP/SCHOLARSHIPS	Chair and Startup Packages, Dean's Scholars/Professorships, and Recruitment Costs	N/A	N/A	N/A
36	TRANSFERS TO PLANT	Transfers from current unrestricted funds to plant funds.	N/A	N/A	N/A



UNIVERSITY OF NEW MEXICO HEALTH SCIENCES CENTER
Balance Sheet for the Health Sciences Center
2014 Fiscal Year as of August 31, 2013 (Preliminary and Unaudited)
(In thousands)

	University HSC	UNM Hospitals	UNMMG	SRMC
ASSETS				
1 Cash and cash equivalents	19,767	121,871	20,115	1,319
2 Marketable securities	29,650	34,156	-	-
Receivables:				
3 Patient, net	920	70,893	25,061	8,206
4 Receivable from Affiliates	48,672	3,221	5,872	3,227
5 Estimated third party payor settlements	-	25,140	-	1,574
6 County Treasurer	-	14,528	-	1,306
7 Contracts, Grants and Other	16,820	9,573	-	-
8 Other	1,182	14,755	817	6,872
Total Current Assets	<u>117,011</u>	<u>294,137</u>	<u>51,865</u>	<u>22,504</u>
Assets whose use is limited:				
9 Held by trustee for debt service & other	-	39,624	-	17,149
10 By UNM Hospital Board of Trustees	-	19,201	-	-
11 Board and Other Designated Assets	94,630	-	26,622	-
12 Endowments	95,272	-	-	-
13 Capital Assets, net of depreciation	276,620	258,792	1,077	135,380
TOTAL ASSETS	<u>583,533</u>	<u>611,754</u>	<u>79,564</u>	<u>175,033</u>
LIABILITIES				
14 Accounts Payable	4,308	39,131	3,509	6,867
15 Other accrued liabilities	32,160	47,827	-	2,494
16 Payable to Affiliates	1,949	27,331	28,753	2,959
17 Bonds payable - current	844	5,240	-	4,700
18 Interest payable bonds	331	1,321	-	1,084
19 Estimated third party payor settlements	-	18,546	-	-
20 Bonds payable - non current	18,604	156,839	-	138,725
21 Other liabilities - non current	23,651	6,972	-	-
22 Sponsored Project Deferred Revenue	9,945	-	-	-
TOTAL LIABILITIES	<u>91,792</u>	<u>303,207</u>	<u>32,262</u>	<u>156,829</u>
NET POSITION				
23 Restricted - expendable grants, bequests and contributions	97,831	12,877	-	1
24 Restricted - trust indenture and debt agreement	-	22,943	-	5,085
25 Committed and Dedicated agreements	124,984	-	26,622	-
26 Discretionary Reserve	11,753	163,737	19,603	13,118
27 Assets invested in Capital, net of related debt	257,173	108,990	1,077	-
TOTAL NET POSITION	<u>491,741</u>	<u>308,547</u>	<u>47,302</u>	<u>18,204</u>
Current Ratio	2.95	2.11	1.61	2.36
Days Cash on Hand	N/A	58.76	50.70	9.75



UNIVERSITY OF NEW MEXICO HEALTH SCIENCES CENTER
Glossary of Report Categories

	University HSC	UNM Hospitals	UNMMG	SRMC
--	----------------	---------------	-------	------

ASSETS

1	Cash and cash equivalents	Funds on deposit with Financial Institution with UNM	Funds on deposit with Financial Institution	Funds on deposit with Financial Institution	Funds on deposit with Financial Institution, plus the remaining balance of the \$46m
2	Marketable securities	Funds invested in securities in accordance with UNM Investment policy	Funds invested in US Treasury	N/A	N/A
3	Patient, net	Pediatric/Newborn Transport Services, net of estimated contractual allowances and estimated bad debt	Patient Receivable after adjustments for discounts and allowances	Patient Receivable for care provided by UNM SOM facility and other practitioners, net of estimated contractual allowances and estimated bad debt	Patient Receivable for facility costs, net of estimated contractual allowances and estimated bad debt
4	Receivable from Affiliates	Related Party Receivables for goods or services provided to UNM Hospitals, UNMMG and SRMC	Related Party Receivable from University HSC and SRMC	Related Party Receivable for negative arbitrage for SRMC	Related Party Receivable from UNMMG and UNMH
5	Estimated third party payor settlements	N/A	Accounts Receivable for IME/GME /DSH	N/A	
6	County Treasurer	N/A	Bernalillo County Mil Levy Receivable	N/A	Sandoval County Mil Levy Receivable
7	Contracts, Grants and Other	Sponsored project receivables and other services invoiced by UNM such as OMI, Resident Physician contracts, etc.	Accounts Receivable from Contracts/UNM MG/Special Billing/Investments	N/A	Other receivable balances. As of year end, a receivable was recorded for the insurance proceeds associated with the damage in the OR due to the flood
8	Other	Prepaid contractual obligations, such as library subscription services and maintenance contacts	Prepaid Expense and Inventory	Pharmacy Inventory	Prepaid Expense and Inventory
9	Held by trustee for debt service & other	N/A	Debt/Mortgage reserve funds to include collateral and intangible assets	N/A	Funds held in Trustee Accounts, Mortgage reserve funds, bond debt service accounts
10	By UNM Hospital Clinical Operations Board	N/A	Investment in TriWest/Tricare Reference Laboratory	N/A	N/A
11	Board and Other Designated Assets	Funds dedicated to UNM Hospitals Capital Initiatives and unexpended plant funds	N/A	Department, SOM Investment in UNMMG and Quality Reserves	The original bond proceeds were used to purchase GNMA's which collateralize the mortgage with Prudential



UNIVERSITY OF NEW MEXICO HEALTH SCIENCES CENTER
Glossary of Report Categories

	University HSC	UNM Hospitals	UNMMG	SRMC
12 Endowments	Balance of endowed corpus funds generating revenue according to donor intent	N/A	N/A	N/A
13 Capital Assets, net of depreciation	Property, Plant and Equipment	Land, Property, Plant and Equipment	Furniture and Equipment	Land, Property, Plant and Equipment
LIABILITIES				
14 Accounts Payable	Unpaid balances owed to vendors for goods and services; amounts owed to employees for expense reimbursements	Amount owed to creditors	Unpaid balances owed to vendors for goods and services; accrued payroll and other payroll benefits and taxes	Unpaid balances owed to vendors for goods and services
15 Other accrued liabilities	Payroll withholding liabilities and estimated value of compensated absences	Accrued liabilities to include payroll, compensated benefit, and Incurred but not Recognized (IBNR) State Coverage Insurance	N/A	Accrued liabilities to include payroll, compensated benefits and other payroll benefits and taxes
16 Payable to Affiliates	Unpaid balances for services provided by UNM Hospitals, and UNMMG	Unpaid balances for services provided by University HSC	Unpaid balances for services provided by University HSC for purchased services, special arrangements, and indigent distribution	Unpaid balances for services provided by University HSC, UNMMG and UNMH
17 Bonds payable - current	Debt service payment that will be due within the next twelve months	Series 2004 Bonds payable in next year - FHA Insured Hospital Mortgage Revenue Bonds	N/A	Debt service payment that will be due within the next twelve months
18 Interest payable bonds	Interest Payable on outstanding debt	Interest Payable Series 2004 Bonds (FHA Insured Hospital Mortgage Revenue Bonds)	N/A	Interest Payable on Bonds
19 Estimated third party payor settlements	N/A	Medicare/Medicaid Settlements	N/A	N/A
20 Bonds payable - non current	Outstanding balance due in the long-term for bond funding	Series Bonds Payable in the long-term (FHA Insured Hospital Mortgage Revenue Bonds)	N/A	Outstanding balance due in the long-term for FHA Insured Hospital Revenue Bonds
21 Other liabilities - non current	Estimated future cost associated with Other Post Retirement Benefits (OPEB) and self-funded health insurance plan	Estimated future cost associated with Other Post Employment Benefits (OPEB) and bond premiums	N/A	The balance of the mortgage payable
22 Sponsored Project Deferred Revenue	Prepaid contract and grant revenue	N/A	N/A	N/A

NET POSITION



UNIVERSITY OF NEW MEXICO HEALTH SCIENCES CENTER
Glossary of Report Categories

	University HSC	UNM Hospitals	UNMMG	SRMC
23 Restricted - expendable grants, bequests and contributions	Restricted monies used in accordance with donor intent, contracts and bequests	Restricted monies used in accordance with donor intent, contracts and bequests	N/A	Restricted monies used in accordance with donor intent, contracts and bequests
24 Restricted - trust indenture and debt agreement	N/A	Restricted monies for Debt Service, Collateral, and Mortgage Reserve	N/A	Restricted monies for Mortgage reserve, Bond Debt Service
25 Committed and Dedicated agreements	Funds that have been committed for future expenditures. Dedicated funds have a clear focused purposed with for specific use.	N/A	Department, SOM Investment in UNMMG and Quality Fund Balances	N/A
26 Discretionary Reserve	Remaining fund balance after accounting for all restricted, committed and dedicated funds	Chief operating fund for all financial resources except those accounted for in another fund	Other operating reserves	Chief operating fund for all financial resources except those accounted for in another fund
27 Assets invested in Capital, net of related debt	Property, Plant and Equipment after adjustment for related bond debt	Property, Plant and Equipment after adjustment for related bond debt	Furniture and Equipment after adjustment for related bond debt	Property, Plant and Equipment after adjustment for related bond debt