


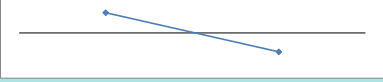
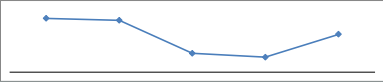

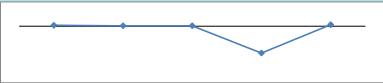
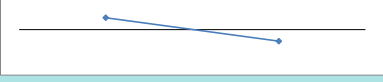





**Health Sciences Center
Metrics (Preliminary and Unaudited)**

Benchmark		Expected	FY 2010 1st Quarter	FY 2011 1st Quarter	FY 2012 1st Quarter	FY 2013 1st Quarter	FY 2014 1st Quarter	Fiscal Year Trend
Operating Net Margin <i>(Amounts are in thousands)</i>	HSC	↑	\$10,846	\$9,066	\$4,404	\$4,517	\$6,734	
	UNMMG	↑	\$970	\$4,048	\$1,203	\$2,265	\$952	
	UNMH	↑	\$158	\$79	\$85	(\$4,819)	\$274	
	SRMC	↑	NA	NA	NA	\$5,407	(\$5,145)	
Net Income/(Use of Reserves) <i>(Amounts are in thousands)</i>	HSC	↑	\$6,888	\$6,630	\$2,417	\$1,927	\$4,855	
	UNMMG	↑	\$470	\$4,048	\$1,203	\$2,456	(\$1,326)	
	UNMH	↑	\$158	\$79	\$82	(\$4,819)	\$274	
	SRMC	↑	NA	NA	NA	\$5,407	(\$5,145)	

**Health Sciences Center
Metrics (Preliminary and Unaudited)**

Benchmark		Expected	FY 2010 1st Quarter	FY 2011 1st Quarter	FY 2012 1st Quarter	FY 2013 1st Quarter	FY 2014 1st Quarter	Fiscal Year Trend
Uncompensated Care <i>(Amounts are in thousands)</i>	UNMMG & UNMCC	↓	\$7,512	\$8,822	\$9,823	\$12,735	\$11,101	
	UNMH	↓	\$36,942	\$38,428	\$43,037	\$48,105	\$49,555	
	SRMC	↓	NA	NA	NA	\$0	\$2,243	

**Health Sciences Center
Metrics (Preliminary and Unaudited)**





Benchmark	Expected	FY 2010 1st Quarter	FY 2011 1st Quarter	FY 2012 1st Quarter	FY 2013 1st Quarter	FY 2014 1st Quarter	Fiscal Year Trend	
Days Cash on Hand								
Days of Expense in Discretionary Reserves Year End Benchmark - 10 Days	HSC	↑	NA	13.96	13.28	7.39	5.93	
ACMPE 30 Days *	UNMMG	↑	60.80	67.80	48.50	49.25	48.60	
UHC 75 Days **	UNMH	↑	68.38	75.69	53.01	42.02	50.72	
UHC 75 Days **	SRMC	↑	NA	NA	NA	NA	16.12	
Accounts Receivable Greater Than Ninety Days <i>(Amounts are in thousands)</i>								
	HSC	↓	\$1,449 7%	\$780 9%	\$1,380 13%	\$937 4%	\$217 3%	
	UNMMG	↓	\$4,999 18%	\$3,746 14%	\$4,348 16%	\$3,415 13%	\$4,544 16%	
	UNMH	↓	\$49,435 32%	\$60,177 28%	\$67,271 29%	\$60,448 26%	\$65,863 28%	
	SRMC	↓	NA	NA	NA	\$0 0%	\$23,398 59%	

* American College of Medical Practice Executives

** University HealthSystem Consortium

**Health Sciences Center
Metrics (Preliminary and Unaudited)**

(Amounts are in thousands)

	Expected	FY 2010 1st Quarter	FY 2011 1st Quarter	FY 2012 1st Quarter	FY 2013 1st Quarter	FY 2014 1st Quarter	Fiscal Year Trend
Proposals Submitted	↑	\$62,173	\$46,155	\$45,546	\$42,262	\$63,418	
Awards	↑	\$35,928	\$53,813	\$38,114	\$31,225	\$44,948	
Earned F&A	↑	\$4,876	\$5,551	\$5,327	\$5,215	\$5,349	
Contract & Grant Expense <i>(Includes Cost Share, Program Income and F&A Expense)</i>	↑	\$25,603	\$27,425	\$27,698	\$32,756	\$28,574	



UNIVERSITY OF NEW MEXICO HEALTH SCIENCES CENTER - University HSC Only*
2014 Fiscal Year-to-Date Summary through September 30, 2013 (Preliminary and Unaudited)
(In thousands)

* UNIVERSITY HSC ONLY INCLUDES: SOM, CON, COP, HSLIC, ADMIN, RESEARCH

	University HSC FY 2014 Operating Budget	University HSC FY 2014 YTD 9/30/13 Actual	University HSC FY 2013 Year End Actual	University HSC FY 2014 YTD Actual to FY 2014 Operating Budget Benchmark Rate (25%)	University HSC FY 2014 YTD Actual to FY 2013 Year End Actual Benchmark Rate (25%)
1 UNM MEDICAL GROUP REVENUES	110,329	28,042	110,686	25%	25%
2 UNM HOSPITALS REVENUES	96,130	24,738	100,233	26%	25%
3 SRMC REVENUES	16,136	3,557	11,848	22%	30%
4 UNM CANCER CENTER CLINICAL REVENUES	26,720	4,365	13,300	16%	33%
5 TUITION AND FEES	13,738	7,013	13,177	51%	53%
6 CIGARETTE TAX APPROPRIATIONS	3,227	1,266	3,363	39%	38%
7 RPSP APPROPRIATIONS	17,736	4,280	15,924	24%	27%
8 I&G APPROPRIATIONS	62,879	15,603	60,089	25%	26%
9 I&G MAIN CAMPUS TRANSFERS	17,666	4,630	18,615	26%	25%
10 F&A REVENUES (OH RETURN)	20,800	5,349	21,459	26%	25%
11 HSC/UNM INTERNAL TRANSFERS	(2,071)	(512)	(3,270)	25%	16%
12 MILL LEVY	0	0	0	N/A	N/A
13 OTHER REVENUES	12,381	3,089	13,316	25%	23%
14 CONTRACT AND GRANT REVENUES	123,387	30,935	131,070	25%	24%
TOTAL REVENUES	519,057	132,355	509,810	25%	26%
15 TOTAL COMPENSATION EXPENSES	334,181	83,097	319,157	25%	26%
16 SUPPLIES/MEDICAL SUPPLIES	9,544	2,492	11,723	26%	21%
17 UNIVERSITY CLINICIANS PROGRAM	0	0	0	N/A	N/A
18 HOUSESTAFF	0	0	0	N/A	N/A
19 TRAVEL	4,895	948	4,656	19%	20%
20 STUDENT COSTS	2,610	543	2,123	21%	26%
21 PATIENT CARE COSTS	871	165	852	19%	19%
22 TELEPHONE/COMMUNICATION COSTS	2,002	540	2,294	27%	24%
23 PURCHASED SERVICES	19,954	4,786	24,091	24%	20%
24 OTHER MEDICAL SERVICES	0	0	0	N/A	N/A
25 SUB AWARDS/SERVICE CONTRACTS	515	349	1,499	68%	23%
26 O&M & LEASES	6,323	2,010	6,900	32%	29%
27 UTILITIES	4,262	1,110	4,874	26%	23%
28 DEPRECIATION	0	0	0	N/A	N/A
29 INTEREST EXPENSE	2,168	542	2,169	25%	25%
30 OTHER EXPENSES	12,377	315	297	3%	106%
31 CONTRACT AND GRANT EXPENSES	114,996	28,724	122,407	25%	23%
TOTAL EXPENSES	514,699	125,621	503,042	24%	25%
OPERATING NET MARGIN	4,358	6,734	6,768		
NON-RECURRING ITEMS					
32 CAPITAL EXPENDITURES	1,720	457	1,386	27%	33%
33 MEANINGFUL USE REVENUE	0	0	0	N/A	N/A
34 USE OF UNMMG RESERVES	0	0	0	N/A	N/A
35 RECRUITMENT/STARTUP/SCHOLARSHIPS	5,695	1,310	6,995	23%	19%
36 TRANSFERS TO PLANT	520	112	4,478	22%	3%
TOTAL NON-RECURRING ITEMS	7,935	1,879	12,859	24%	15%
NET INCOME/(USE OF RESERVES)	(3,577)	4,855	(6,091)		



UNIVERSITY OF NEW MEXICO HEALTH SCIENCES CENTER - UNM Hospitals Only
2014 Fiscal Year-to-Date Summary through September 30, 2013 (Preliminary and Unaudited)
(In thousands)

Clinical Operations

	UNM Hospitals FY 2014 Operating Budget	UNM Hospitals FY 2014 YTD 9/30/13 Actual	UNM Hospitals FY 2013 Year End Actual	UNM Hospitals FY 2014 YTD Actual to FY 2014 Operating Budget Benchmark Rate (25%)	UNM Hospitals FY 2014 YTD Actual to FY 2013 Year End Actual Benchmark Rate (25%)
1 UNM MEDICAL GROUP REVENUES	0	0	0	N/A	N/A
2 UNM HOSPITALS REVENUES	684,749	167,618	653,478	24%	26%
3 SRMC REVENUES	0	0	0	N/A	N/A
4 UNM CANCER CENTER CLINICAL REVENUES	0	0	0	N/A	N/A
5 TUITION AND FEES	0	0	0	N/A	N/A
6 CIGARETTE TAX APPROPRIATIONS	0	0	0	N/A	N/A
7 RSP APPROPRIATIONS	13,194	3,303	12,966	25%	25%
8 I&G APPROPRIATIONS	0	0	0	N/A	N/A
9 I&G MAIN CAMPUS TRANSFERS	0	0	0	N/A	N/A
10 F&A REVENUES (OH RETURN)	0	0	0	N/A	N/A
11 HSC/UNM INTERNAL TRANSFERS	0	0	0	N/A	N/A
12 MILL LEVY	91,887	22,776	91,229	25%	25%
13 OTHER REVENUES	15,857	6,153	24,199	39%	25%
14 CONTRACT AND GRANT REVENUES	5,218	3,960	5,798	76%	68%
TOTAL REVENUES	810,905	203,810	787,670	25%	26%
15 TOTAL COMPENSATION EXPENSES	414,776	100,689	392,663	24%	26%
16 SUPPLIES/MEDICAL SUPPLIES	131,811	34,089	130,787	26%	26%
17 UNIVERSITY CLINICIANS PROGRAM	56,598	14,236	53,208	25%	27%
18 HOUSESTAFF	26,249	6,658	24,861	25%	27%
19 TRAVEL	858	180	674	21%	27%
20 STUDENT COSTS	0	0	0	N/A	N/A
21 PATIENT CARE COSTS	35,091	11,741	40,001	33%	29%
22 TELEPHONE/COMMUNICATION COSTS	3,516	884	3,554	25%	25%
23 PURCHASED SERVICES	27,628	7,233	23,715	26%	30%
24 OTHER MEDICAL SERVICES	20,780	4,930	23,680	24%	21%
25 SUB AWARDS/SERVICE CONTRACTS	9,618	2,056	7,947	21%	26%
26 O&M & LEASES	16,395	3,791	15,039	23%	25%
27 UTILITIES	6,453	1,630	6,118	25%	27%
28 DEPRECIATION	31,891	7,829	32,885	25%	24%
29 INTEREST EXPENSE	7,567	1,905	7,770	25%	25%
30 OTHER EXPENSES	22,700	5,685	20,578	25%	28%
31 CONTRACT AND GRANT EXPENSES	0	0	0	N/A	N/A
TOTAL EXPENSES	811,931	203,536	783,480	25%	26%
OPERATING NET MARGIN	(1,026)	274	4,190		
NON-RECURRING ITEMS					
32 CAPITAL EXPENDITURES	0	0	0	N/A	N/A
33 MEANINGFUL USE REVENUE	(1,039)	0	(255)	0%	0%
34 USE OF UNMMG RESERVES	0	0	0	N/A	N/A
35 RECRUITMENT/STARTUP/SCHOLARSHIPS	0	0	0	N/A	N/A
36 TRANSFERS TO PLANT	0	0	0	N/A	N/A
TOTAL NON-RECURRING ITEMS	(1,039)	0	(255)	0%	0%
NET INCOME/(USE OF RESERVES)	13	274	4,445		



UNIVERSITY OF NEW MEXICO HEALTH SCIENCES CENTER - UNMMG Only
2014 Fiscal Year-to-Date Summary through September 30, 2013 (Preliminary and Unaudited)
(In thousands)

Clinical Operations

	UNMMG FY 2014 Operating Budget	UNMMG FY 2014 YTD 9/30/13 Actual	UNMMG FY 2013 Year End Actual	UNMMG FY 2014 YTD Actual to FY 2014 Operating Budget Benchmark Rate (25%)	UNMMG FY 2014 YTD Actual to FY 2013 Year End Actual Benchmark Rate (25%)
1 UNM MEDICAL GROUP REVENUES	172,106	39,754	155,686	23%	26%
2 UNM HOSPITALS REVENUES	0	0	0	N/A	N/A
3 SRMC REVENUES	0	0	0	N/A	N/A
4 UNM CANCER CENTER CLINICAL REVENUES	0	0	0	N/A	N/A
5 TUITION AND FEES	0	0	0	N/A	N/A
6 CIGARETTE TAX APPROPRIATIONS	0	0	0	N/A	N/A
7 RPSA APPROPRIATIONS	0	0	0	N/A	N/A
8 I&G APPROPRIATIONS	0	0	0	N/A	N/A
9 I&G MAIN CAMPUS TRANSFERS	0	0	0	N/A	N/A
10 F&A REVENUES (OH RETURN)	0	0	0	N/A	N/A
11 HSC/UNM INTERNAL TRANSFERS	0	0	0	N/A	N/A
12 MILL LEVY	0	0	0	N/A	N/A
13 OTHER REVENUES	2,797	725	4,046	26%	18%
14 CONTRACT AND GRANT REVENUES	0	0	0	N/A	N/A
TOTAL REVENUES	174,903	40,479	159,732	23%	25%
15 TOTAL COMPENSATION EXPENSES	17,652	3,812	16,233	22%	23%
16 SUPPLIES/MEDICAL SUPPLIES	0	0	0	N/A	N/A
17 UNIVERSITY CLINICIANS PROGRAM	0	0	0	N/A	N/A
18 HOUSESTAFF	0	0	0	N/A	N/A
19 TRAVEL	0	0	0	N/A	N/A
20 STUDENT COSTS	0	0	0	N/A	N/A
21 PATIENT CARE COSTS	16,458	3,520	10,940	21%	32%
22 TELEPHONE/COMMUNICATION COSTS	0	0	0	N/A	N/A
23 PURCHASED SERVICES	119,509	30,446	117,399	25%	26%
24 OTHER MEDICAL SERVICES	0	0	0	N/A	N/A
25 SUB AWARDS/SERVICE CONTRACTS	0	0	0	N/A	N/A
26 O&M & LEASES	474	114	496	24%	23%
27 UTILITIES	0	0	0	N/A	N/A
28 DEPRECIATION	704	97	412	14%	24%
29 INTEREST EXPENSE	0	0	0	N/A	N/A
30 OTHER EXPENSES	20,173	1,538	4,439	8%	35%
31 CONTRACT AND GRANT EXPENSES	0	0	0	N/A	N/A
TOTAL EXPENSES	174,970	39,527	149,919	23%	26%
OPERATING NET MARGIN	(67)	952	9,813		
NON-RECURRING ITEMS					
32 CAPITAL EXPENDITURES	0	0	0	N/A	N/A
33 MEANINGFUL USE REVENUE	0	0	(2,699)	N/A	0%
34 USE OF UNMMG RESERVES	0	2,278	12,406	N/A	18%
35 RECRUITMENT/STARTUP/SCHOLARSHIPS	0	0	0	N/A	N/A
36 TRANSFERS TO PLANT	0	0	0	N/A	N/A
TOTAL NON-RECURRING ITEMS	0	2,278	9,707	N/A	23%
NET INCOME/(USE OF RESERVES)	(67)	(1,326)	106		



UNIVERSITY OF NEW MEXICO HEALTH SCIENCES CENTER - SRMC Only
2014 Fiscal Year-to-Date Summary through September 30, 2013 (Preliminary and Unaudited)
(In thousands)

Clinical Operations

	SRMC FY 2014 Operating Budget	SRMC FY 2014 YTD 9/30/13 Actual	SRMC FY 2013 Year End Actual	SRMC FY 2014 YTD Actual to FY 2014 Operating Budget Benchmark Rate (25%)	SRMC FY 2014 YTD Actual to FY 2013 Year End Actual Benchmark Rate (25%)
1 UNM MEDICAL GROUP REVENUES	0	0	0	N/A	N/A
2 UNM HOSPITALS REVENUES	0	0	0	N/A	N/A
3 SRMC REVENUES	61,630	9,294	18,927	15%	49%
4 UNM CANCER CENTER CLINICAL REVENUES	0	0	0	N/A	N/A
5 TUITION AND FEES	0	0	0	N/A	N/A
6 CIGARETTE TAX APPROPRIATIONS	0	0	0	N/A	N/A
7 RPSP APPROPRIATIONS	0	0	0	N/A	N/A
8 I&G APPROPRIATIONS	0	0	0	N/A	N/A
9 I&G MAIN CAMPUS TRANSFERS	0	0	0	N/A	N/A
10 F&A REVENUES (OH RETURN)	0	0	0	N/A	N/A
11 HSC/UNM INTERNAL TRANSFERS	0	0	0	N/A	N/A
12 MILL LEVY	8,061	2,015	20,833	25%	10%
13 OTHER REVENUES	363	83	272	23%	31%
14 CONTRACT AND GRANT REVENUES	0	0	0	N/A	N/A
TOTAL REVENUES	70,054	11,392	40,032	16%	28%
15 TOTAL COMPENSATION EXPENSES	30,609	7,051	23,364	23%	30%
16 SUPPLIES/MEDICAL SUPPLIES	12,255	3,014	6,980	25%	43%
17 UNIVERSITY CLINICIANS PROGRAM	0	0	117	N/A	0%
18 HOUSESTAFF	0	10	44	N/A	23%
19 TRAVEL	0	9	52	N/A	17%
20 STUDENT COSTS	0	0	0	N/A	N/A
21 PATIENT CARE COSTS	0	792	2,544	N/A	31%
22 TELEPHONE/COMMUNICATION COSTS	0	18	110	N/A	16%
23 PURCHASED SERVICES	3,077	705	3,944	23%	18%
24 OTHER MEDICAL SERVICES	4,619	439	905	10%	49%
25 SUB AWARDS/SERVICE CONTRACTS	0	251	429	N/A	59%
26 O&M & LEASES	3,957	73	443	2%	16%
27 UTILITIES	954	213	599	22%	36%
28 DEPRECIATION	9,038	2,207	7,958	24%	28%
29 INTEREST EXPENSE	4,599	1,072	3,675	23%	29%
30 OTHER EXPENSES	1,695	683	2,866	40%	24%
31 CONTRACT AND GRANT EXPENSES	0	0	0	N/A	N/A
TOTAL EXPENSES	70,803	16,537	54,030	23%	31%
OPERATING NET MARGIN	(749)	(5,145)	(13,998)		
NON-RECURRING ITEMS					
32 CAPITAL EXPENDITURES	0	0	0	N/A	N/A
33 MEANINGFUL USE REVENUE	0	0	0	N/A	N/A
34 USE OF UNMMG RESERVES	0	0	0	N/A	N/A
35 RECRUITMENT/STARTUP/SCHOLARSHIPS	0	0	0	N/A	N/A
36 TRANSFERS TO PLANT	0	0	0	N/A	N/A
TOTAL NON-RECURRING ITEMS	0	0	0	N/A	N/A
NET INCOME/(USE OF RESERVES)	(749)	(5,145)	(13,998)		



UNIVERSITY OF NEW MEXICO HEALTH SCIENCES CENTER - Consolidated HSC
2014 Fiscal Year-to-Date Summary through September 30, 2013 (Preliminary and Unaudited)
(In thousands)

Clinical and Academic Operations

	Consolidated HSC FY 2014 Operating Budget	Consolidated HSC FY 2014 YTD 9/30/13 Actual	Consolidated HSC FY 2013 Year End Actual	Consolidated HSC FY 2014 YTD Actual to FY 2014 Operating Budget Benchmark Rate (25%)	Consolidated HSC FY 2014 YTD Actual to FY 2013 Year End Actual Benchmark Rate (25%)
1 UNM MEDICAL GROUP REVENUES	282,435	67,796	266,372	24%	25%
2 UNM HOSPITALS REVENUES	780,879	192,356	753,711	25%	26%
3 SRMC REVENUES	77,766	12,851	30,775	17%	42%
4 UNM CANCER CENTER CLINICAL REVENUES	26,720	4,365	13,300	16%	33%
5 TUITION AND FEES	13,738	7,013	13,177	51%	53%
6 CIGARETTE TAX APPROPRIATIONS	3,227	1,266	3,363	39%	38%
7 RPSA APPROPRIATIONS	30,930	7,583	28,890	25%	26%
8 I&G APPROPRIATIONS	62,879	15,603	60,089	25%	26%
9 I&G MAIN CAMPUS TRANSFERS	17,666	4,630	18,615	26%	25%
10 F&A REVENUES (OH RETURN)	20,800	5,349	21,459	26%	25%
11 HSC/UNM INTERNAL TRANSFERS	(2,071)	(512)	(3,270)	25%	16%
12 MILL LEVY	99,948	24,791	112,062	25%	22%
13 OTHER REVENUES	31,398	10,050	41,833	32%	24%
14 CONTRACT AND GRANT REVENUES	128,605	34,895	136,868	27%	25%
TOTAL REVENUES	1,574,919	388,036	1,497,244	25%	26%
15 TOTAL COMPENSATION EXPENSES	797,218	194,649	751,417	24%	26%
16 SUPPLIES/MEDICAL SUPPLIES	153,610	39,595	149,490	26%	26%
17 UNIVERSITY CLINICIANS PROGRAM	56,598	14,236	53,325	25%	27%
18 HOUSESTAFF	26,249	6,668	24,905	25%	27%
19 TRAVEL	5,753	1,137	5,382	20%	21%
20 STUDENT COSTS	2,610	543	2,123	21%	26%
21 PATIENT CARE COSTS	52,420	16,218	54,337	31%	30%
22 TELEPHONE/COMMUNICATION COSTS	5,518	1,442	5,958	26%	24%
23 PURCHASED SERVICES	170,168	43,170	169,149	25%	26%
24 OTHER MEDICAL SERVICES	25,399	5,369	24,585	21%	22%
25 SUB AWARDS/SERVICE CONTRACTS	10,133	2,656	9,875	26%	27%
26 O&M & LEASES	27,149	5,988	22,878	22%	26%
27 UTILITIES	11,669	2,953	11,591	25%	25%
28 DEPRECIATION	41,633	10,133	41,255	24%	25%
29 INTEREST EXPENSE	14,334	3,519	13,614	25%	26%
30 OTHER EXPENSES	56,945	8,221	28,180	14%	29%
31 CONTRACT AND GRANT EXPENSES	114,996	28,724	122,407	25%	23%
TOTAL EXPENSES	1,572,403	385,221	1,490,471	24%	26%
OPERATING NET MARGIN	2,516	2,815	6,773		
NON-RECURRING ITEMS					
32 CAPITAL EXPENDITURES	1,720	457	1,386	27%	33%
33 MEANINGFUL USE REVENUE	(1,039)	0	(2,954)	0%	0%
34 USE OF UNMMG RESERVES	0	2,278	12,406	N/A	18%
35 RECRUITMENT/STARTUP/SCHOLARSHIPS	5,695	1,310	6,995	23%	19%
36 TRANSFERS TO PLANT	520	112	4,478	22%	3%
TOTAL NON-RECURRING ITEMS	6,896	4,157	22,311	60%	19%
NET INCOME/(USE OF RESERVES)	(4,380)	(1,342)	(15,538)		

GLOSSARY OF REPORT CATEGORIES

FINANCIAL STATEMENT CATEGORY		UNM	UNMMG	UNM Hospitals	SRMC
1	UNM MEDICAL GROUP REVENUES	Clinical revenue primarily based on Physician or Provider efforts and collection through UNMMG	Net patient services revenue including SCI & UPL from UNMMG Clinical operations	N/A	N/A
2	UNM HOSPITALS REVENUES	Revenue from University Hospital to the School of Medicine	N/A	Hospital facility revenue based on patient billings by UNMH	N/A
3	SRMC REVENUES	Revenue from SRMC to the School of Medicine	N/A	N/A	Hospital facility revenue based on patient billings by SRMC
4	UNM CANCER CENTER CLINICAL REVENUES	Cancer Center patient revenue posted from the global billings and Infusion Suite net income. Clinical Adult Infusion Suite/RO/MO	N/A	N/A	N/A
5	TUITION AND FEES	Tuition & Fees, including tuition differentials	N/A	N/A	N/A
6	CIGARETTE TAX APPROPRIATIONS	Revenues received from the State as a calculated portion of Tax Revenue on the sale of tobacco products for use in Cancer Research	N/A	N/A	N/A
7	RPSP APPROPRIATIONS	Revenue received for current operations made available to UNM by act of NM State Legislature on an annual basis for Research, Public Service and Independent Operations	N/A	Revenue received for current operations made available to UNMH by act of NM State Legislature on an annual basis for Research, Public Service and Independent Operations	N/A
8	I&G APPROPRIATIONS	Revenue received for current operations made available to UNM by act of NM State Legislature on an annual basis for I&G operations	N/A	N/A	N/A
9	I&G MAIN CAMPUS TRANSFERS	Partial transfer of tuition and formula workload generated by Nursing, Pharmacy and SOM	N/A	N/A	N/A
10	F & A REVENUES (OH RETURN)	Revenue from recovery of indirect costs (F&A) incurred by a Contract or Grant also known as overhead return	N/A	N/A	N/A
11	HSC/UNM INTERNAL TRANSFERS	All transfers to/from HSC Unrestricted Funds excluding the I&G Main Campus Transfer and Transfers for Debt Service	N/A	N/A	N/A
12	MILL LEVY	N/A	N/A	Mil levy taxes collected on behalf of the Bernalillo County Treasurer and remitted to UNMH as required by the Hospital Funding Act.	Mil levy taxes collected on behalf of the Sandoval County Treasurer and remitted to SRMC as required by the Hospital Funding Act.
13	OTHER REVENUES	All other Revenues - not contained in any other category - Sales & Services (not Internal Service Center P18 sales), Gains on Sponsored Projects, Gifts, Endowment Spending Distributions, Investment Income, etc.	Other operating revenues	All other revenues not contained in any other category: Investment income, equity loss in Tricare, donated revenue, gain/loss on sale of assets, food, nutrition, catering & vending revenue, medical records revenue, rent revenue, all other non-operating revenue	All other revenues not contained in any other category: Investment income, donated revenue, gain/loss on sale of assets, food, nutrition, catering & vending revenue, medical records revenue, rent revenue, all other non-operating revenue
14	CONTRACT AND GRANT REVENUES	All Restricted Funds Revenue and Unrestricted Contract Revenue for example VA contracts	N/A	Revenue associated with restricted and unrestricted contracts and grants	N/A

GLOSSARY OF REPORT CATEGORIES

FINANCIAL STATEMENT CATEGORY	UNM	UNMMG	UNM Hospitals	SRMC
15 TOTAL COMPENSATION EXPENSES	Salary, wages & benefits	Salaries and benefits considered to be operating and certain clinical expenses of UNMMG	Salary, wages & benefits	Salary, wages & benefits
16 SUPPLIES/MEDICAL SUPPLIES	Office supplies, computer supplies, dues & memberships, postage charges, recruitment expenses, non capital equipment, computers, food, lab supplies, uniforms, training materials, etc.	N/A	Medical supplies for: lab, radiology, blood, pharmaceuticals, biologics, implantable devices, office supplies, computer supplies, photocopy expense, forms, linen, food, uniforms, and training materials.	Medical supplies for: lab, radiology, blood, pharmaceuticals, biologics, implantable devices, office supplies, computer supplies, photocopy expense, forms, linen, food, uniforms, and training materials.
17 UNIVERSITY CLINICIANS PROGRAM	N/A	N/A	Special clinician program to support SOM	Special clinician program to support SOM
18 HOUSESTAFF	N/A	N/A	Reimbursement of patient care services provided by residents who are employed by SOM.	Reimbursement of patient care services provided by SOM through UNMMG.
19 TRAVEL	Travel - in state, out of state, foreign, business meals, rental vehicles, new employee moving expenses, vehicle fuel etc.	N/A	Travel - in state, out of state, business meals, rental vehicles, flights, ground transportation, vehicle fuel etc.	Travel - in state, out of state, business meals, rental vehicles, flights, ground transportation, vehicle fuel etc.
20 STUDENT COSTS	Student tuition/fee expense, student travel, scholarships/fellowships, housing, insurance for students, student awards, etc.	N/A	N/A	N/A
21 PATIENT CARE COSTS	Patient Care costs for inpatient, outpatient care & lab, pharmacy and x-ray services for patients	Patient Care costs for inpatient, outpatient care & lab, pharmacy and x-ray services for patients	Patient Care costs for inpatient, outpatient care including Tricare laboratory expense, OR instruments, NM Insurance pool premiums, kidney acquisition, step down care (snf) for IV dependent patients, radiation oncology and patient assistance	Patient Care costs for inpatient, outpatient care including Tricare laboratory expense, OR instruments, NM Insurance pool premiums, kidney acquisition, step down care (snf) for IV dependent patients, radiation oncology and patient assistance
22 TELEPHONE/COMMUNICATION COSTS	Telephone, voicemail, cellular, long distance, paging and data networking charges	N/A	Telephone, voicemail, cellular, long distance, paging and data networking charges	Telephone, voicemail, cellular, long distance, paging and data networking charges
23 PURCHASED SERVICES	Alarm fees, internet fees, architectural services, auditing services, printing/copying/binding fees, conference/event fees, honoraria, insurance charges (general liability, professional liability), legal services, electronic journals & books, consultant fees, etc.	Includes payment to UNM SOM for physician and other provider services	Recruitment, professional, legal, auditing, consulting fees, promotional/graphics, IT Hosting Cerner, Siemens and PACS, safety and risk services, equifax, laundry, malpractice and liability insurance, etc.	Recruitment, professional, legal, auditing, consulting fees, promotional/graphics, IT Hosting Cerner, Siemens and PACS, safety and risk services, equifax, laundry, malpractice and liability insurance, etc.
24 OTHER MEDICAL SERVICES	N/A	N/A	Pathology contract, physician services, Executive Medical Directors, Medical Directors, dialysis services for UNM Care patients, OMI MOU, Adult Infusion net	Physician services
25 SUB AWARDS/SERVICE CONTRACTS	Unrestricted Sub Awards, Gain/Loss on Unrestricted Projects	N/A	All service contracts	All service contracts
26 O&M & LEASES	Plant maintenance and repairs, equipment repairs and maintenance, property insurance, auto insurance, facility rent expense	Building maintenance and repairs, equipment repairs and maintenance, repair parts, equipment rent, property insurance, auto insurance, facility rent expense, and housekeeping supplies	Building maintenance and repairs, equipment repairs and maintenance, repair parts, equipment rent, property insurance, auto insurance, facility rent expense, and housekeeping supplies	Building maintenance and repairs, equipment repairs and maintenance, repair parts, equipment rent, property insurance, auto insurance, facility rent expense, and housekeeping supplies

GLOSSARY OF REPORT CATEGORIES

FINANCIAL STATEMENT CATEGORY		UNM	UNMMG	UNM Hospitals	SRMC
27	UTILITIES	Natural gas, electricity, steam, sewer, water, chilled water	N/A	Natural gas, electricity, steam, sewer, water, chilled water	Natural gas, electricity, steam, sewer, water, chilled water
28	DEPRECIATION	N/A	The annual amortization for the furniture and equipment.	The annual amortization for the capital outlay associated with building, building improvement, fixed and moveable equipment which is based on the estimated useful lives of the assets as determined by the AHA "Estimated useful lives of Depreciable Hospital Assets".	The annual amortization for the capital outlay associated with building, building improvement, fixed and moveable equipment which is based on the estimated useful lives of the assets as determined by the AHA "Estimated useful lives of Depreciable Hospital Assets".
29	INTEREST EXPENSE	Transfers to cover debt service	N/A	Interest expense associated with the series 2004 FHA Insured Hospital Mortgage Revenue Bonds.	SRMC receives subsidy payments related to interest payments under the federal Build America Bond program. Under the program SRMC applies for subsidy funds commensurate with each bond payment, so the application for the subsidy is made semiannually. Also includes interest expense on the Series A & B Bonds.
30	OTHER EXPENSES	Banking fees, cost of goods sold, research costs, royalties, bad debt expense, other operating costs, Banner tax, etc.	Billings & collections expenses and other operating expenses of UNMMG	Programming, application, software and maintenance expenses, non capital equipment (less than \$5k), signs, dues & memberships, freight, postage, subscriptions, licenses/permits, Gap Tax, Intergovernmental Transfers for the SCI and IME, bond issuance costs, capital initiatives and other non-operating expenses.	Programming, application, software and maintenance expenses, non capital equipment (less than \$5k), signs, dues & memberships, freight, postage, subscriptions, licenses/permits, Gap Tax, Intergovernmental Transfers for the SCI and IME, bond issuance costs, capital initiatives and other non-operating expenses.
31	CONTRACT AND GRANT EXPENSES	All Restricted Funds Expense and Unrestricted Contract Expense for example VA contracts	N/A	N/A	N/A
32	CAPITAL EXPENDITURES	Equipment/furniture >\$5,000, Computer hardware, library acquisitions, etc.	N/A	N/A	N/A
33	MEANINGFUL USE REVENUE	N/A	Medicare and Medicaid programs provide incentive payments for hospital and physicians that make meaningful use of certified electronic health record technology.	Medicare and Medicaid programs provide incentive payments for hospital and physicians that make meaningful use of certified electronic health record technology.	N/A
34	USE OF UNMMG RESERVES	N/A	To fund and support the mission of the Health Sciences Center.	N/A	N/A
35	RECRUITMENT/STARTUP/SCHOLARSHIPS	Chair and Startup Packages, Dean's Scholars/Professorships, and Recruitment Costs	N/A	N/A	N/A
36	TRANSFERS TO PLANT	Transfers from current unrestricted funds to plant funds.	N/A	N/A	N/A



UNIVERSITY OF NEW MEXICO HEALTH SCIENCES CENTER
Balance Sheet for the Health Sciences Center
2014 Fiscal Year as of September 30, 2013 (Preliminary and Unaudited)
(In thousands)

	University HSC	UNM Hospitals	UNMMG	SRMC
ASSETS				
1 Cash and cash equivalents	22,624	106,581	19,121	2,280
2 Marketable securities	33,935	34,220	-	-
Receivables:				
3 Patient, net	1,072	72,836	22,425	4,950
4 Receivable from Affiliates	43,284	3,740	4,848	373
5 Estimated third party payor settlements	-	24,452	-	1,574
6 County Treasurer	-	21,835	-	1,978
7 Contracts, Grants and Other	11,031	15,926	-	1,234
8 Other	1,117	15,543	787	2,640
Total Current Assets	<u>113,063</u>	<u>295,133</u>	<u>47,181</u>	<u>15,029</u>
Assets whose use is limited:				
9 Held by trustee for debt service & other	-	40,641	-	21,691
10 By UNM Hospital Board of Trustees	-	19,321	-	-
11 Board and Other Designated Assets	94,594	-	25,859	-
12 Endowments	93,514	-	-	-
13 Capital Assets, net of depreciation	275,273	257,341	1,101	134,727
TOTAL ASSETS	<u>576,444</u>	<u>612,436</u>	<u>74,141</u>	<u>171,447</u>
LIABILITIES				
14 Accounts Payable	1,740	41,866	3,238	6,660
15 Other accrued liabilities	31,656	50,249	-	2,700
16 Payable to Affiliates	1,785	22,064	25,234	3,162
17 Bonds payable - current	843	5,240	-	4,700
18 Interest payable bonds	442	1,982	-	1,626
19 Estimated third party payor settlements	-	18,671	-	-
20 Bonds payable - non current	18,604	156,840	-	138,725
21 Other liabilities - non current	23,775	6,946	-	-
22 Sponsored Project Deferred Revenue	9,023	-	-	-
TOTAL LIABILITIES	<u>87,868</u>	<u>303,858</u>	<u>28,472</u>	<u>157,573</u>
NET POSITION				
23 Restricted - expendable grants, bequests and contributions	96,441	13,382	-	2
24 Restricted - trust indenture and debt agreement	-	23,988	-	13,417
25 Committed and Dedicated agreements	124,948	-	25,859	-
26 Discretionary Reserve	11,361	163,587	18,709	455
27 Assets invested in Capital, net of related debt	255,826	107,621	1,101	-
TOTAL NET POSITION	<u>488,576</u>	<u>308,578</u>	<u>45,669</u>	<u>13,874</u>
Current Ratio	3.10	2.10	1.66	2.50
Days Cash on Hand	N/A	50.72	48.60	16.12



UNIVERSITY OF NEW MEXICO HEALTH SCIENCES CENTER
Glossary of Report Categories

	University HSC	UNM Hospitals	UNMMG	SRMC
ASSETS				
1 Cash and cash equivalents	Funds on deposit with Financial Institution with UNM	Funds on deposit with Financial Institution	Funds on deposit with Financial Institution	Funds on deposit with Financial Institution, plus the remaining balance of the \$46m
2 Marketable securities	Funds invested in securities in accordance with UNM Investment policy	Funds invested in US Treasury	N/A	N/A
3 Patient, net	Pediatric/Newborn Transport Services, net of estimated contractual allowances and estimated bad debt	Patient Receivable after adjustments for discounts and allowances	Patient Receivable for care provided by UNM SOM facility and other practitioners, net of estimated contractual allowances and estimated bad debt	Patient Receivable for facility costs, net of estimated contractual allowances and estimated bad debt
4 Receivable from Affiliates	Related Party Receivables for goods or services provided to UNM Hospitals, UNMMG and SRMC	Related Party Receivable from University HSC and SRMC	Related Party Receivable for negative arbitrage for SRMC	Related Party Receivable from UNMMG and UNMH
5 Estimated third party payor settlements	N/A	Accounts Receivable for IME/GME /DSH	N/A	
6 County Treasurer	N/A	Bernalillo County Mil Levy Receivable	N/A	Sandoval County Mil Levy Receivable
7 Contracts, Grants and Other	Sponsored project receivables and other services invoiced by UNM such as OMI, Resident Physician contracts, etc.	Accounts Receivable from Contracts/UNM MG/Special Billing/Investments	N/A	Other receivable balances. As of year end, a receivable was recorded for the insurance proceeds associated with the damage in the OR due to the flood
8 Other	Prepaid contractual obligations, such as library subscription services and maintenance contacts	Prepaid Expense and Inventory	Pharmacy Inventory	Prepaid Expense and Inventory
9 Held by trustee for debt service & other	N/A	Debt/Mortgage reserve funds to include collateral and intangible assets	N/A	Funds held in Trustee Accounts, Mortgage reserve funds, bond debt service accounts
10 By UNM Hospital Clinical Operations Board	N/A	Investment in TriWest/Tricare Reference Laboratory	N/A	N/A
11 Board and Other Designated Assets	Funds dedicated to UNM Hospitals Capital Initiatives and unexpended plant funds	14 N/A	Department, SOM Investment in UNMMG and Quality Reserves	The original bond proceeds were used to purchase GNMA's which collateralize the mortgage with Prudential



UNIVERSITY OF NEW MEXICO HEALTH SCIENCES CENTER
Glossary of Report Categories

	University HSC	UNM Hospitals	UNMMG	SRMC
12 Endowments	Balance of endowed corpus funds generating revenue according to donor intent	N/A	N/A	N/A
13 Capital Assets, net of depreciation	Property, Plant and Equipment	Land, Property, Plant and Equipment	Furniture and Equipment	Land, Property, Plant and Equipment
LIABILITIES				
14 Accounts Payable	Unpaid balances owed to vendors for goods and services; amounts owed to employees for expense reimbursements	Amount owed to creditors	Unpaid balances owed to vendors for goods and services; accrued payroll and other payroll benefits and taxes	Unpaid balances owed to vendors for goods and services
15 Other accrued liabilities	Payroll withholding liabilities and estimated value of compensated absences	Accrued liabilities to include payroll, compensated benefit, and Incurred but not Recognized (IBNR) State Coverage Insurance	N/A	Accrued liabilities to include payroll, compensated benefits and other payroll benefits and taxes
16 Payable to Affiliates	Unpaid balances for services provided by UNM Hospitals, and UNMMG	Unpaid balances for services provided by University HSC	Unpaid balances for services provided by University HSC for purchased services, special arrangements, and indigent distribution	Unpaid balances for services provided by University HSC, UNMMG and UNMH
17 Bonds payable - current	Debt service payment that will be due within the next twelve months	Series 2004 Bonds payable in next year - FHA Insured Hospital Mortgage Revenue Bonds	N/A	Debt service payment that will be due within the next twelve months
18 Interest payable bonds	Interest Payable on outstanding debt	Interest Payable Series 2004 Bonds (FHA Insured Hospital Mortgage Revenue Bonds)	N/A	Interest Payable on Bonds
19 Estimated third party payor settlements	N/A	Medicare/Medicaid Settlements	N/A	N/A
20 Bonds payable - non current	Outstanding balance due in the long-term for bond funding	Series Bonds Payable in the long-term (FHA Insured Hospital Mortgage Revenue Bonds)	N/A	Outstanding balance due in the long-term for FHA Insured Hospital Revenue Bonds
21 Other liabilities - non current	Estimated future cost associated with Other Post Retirement Benefits (OPEB) and self-funded health insurance plan	Estimated future cost associated with Other Post Employment Benefits (OPEB) and bond premiums	N/A	The balance of the mortgage payable
22 Sponsored Project Deferred Revenue	Prepaid contract and grant revenue	N/A	N/A	N/A

NET POSITION



UNIVERSITY OF NEW MEXICO HEALTH SCIENCES CENTER
Glossary of Report Categories

	University HSC	UNM Hospitals	UNMMG	SRMC
23 Restricted - expendable grants, bequests and contributions	Restricted monies used in accordance with donor intent, contracts and bequests	Restricted monies used in accordance with donor intent, contracts and bequests	N/A	Restricted monies used in accordance with donor intent, contracts and bequests
24 Restricted - trust indenture and debt agreement	N/A	Restricted monies for Debt Service, Collateral, and Mortgage Reserve	N/A	Restricted monies for Mortgage reserve, Bond Debt Service
25 Committed and Dedicated agreements	Funds that have been committed for future expenditures. Dedicated funds have a clear focused purposed with for specific use.	N/A	Department, SOM Investment in UNMMG and Quality Fund Balances	N/A
26 Discretionary Reserve	Remaining fund balance after accounting for all restricted, committed and dedicated funds	Chief operating fund for all financial resources except those accounted for in another fund	Other operating reserves	Chief operating fund for all financial resources except those accounted for in another fund
27 Assets invested in Capital, net of related debt	Property, Plant and Equipment after adjustment for related bond debt	Property, Plant and Equipment after adjustment for related bond debt	Furniture and Equipment after adjustment for related bond debt	Property, Plant and Equipment after adjustment for related bond debt