

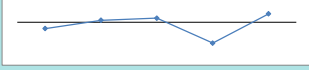
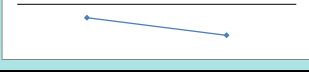


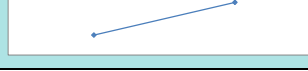





**Health Sciences Center  
Metrics (Preliminary and Unaudited)**

Benchmark	Expected	FY 2010	FY 2011	FY 2012	FY 2013	FY 2014	Fiscal Year Trend	FY 2014	
		2nd Quarter YTD	2nd Quarter YTD	2nd Quarter YTD	2nd Quarter YTD	2nd Quarter YTD		January 31st YTD	
<b>Approximate Cash Flow/(Use) from Operations *</b> <i>(Amounts are in thousands)</i>	HSC	↑	\$8,793	\$3,718	\$3,767	\$4,557	\$5,039		\$9,749
	UNMMG	↑	\$1,984	\$5,325	\$730	(\$525)	\$1,971		\$4,065
	UNMH	↑	\$15,140	\$17,731	\$17,513	\$12,411	\$17,125		\$19,858
	SRMC	↑	NA	NA	NA	\$1,142	(\$664)		\$109
<b>* Approximate Cash Flow/(Use) from Operations = Operating Net Margin plus Depreciation Expense</b>									
<b>Operating Net Margin</b> <i>(Amounts are in thousands)</i>	HSC	↑	\$8,793	\$3,718	\$3,767	\$4,557	\$5,039		\$9,749
	UNMMG	↑	\$1,780	\$5,078	\$448	(\$793)	\$1,768		\$3,827
	UNMH	↑	(\$1,056)	\$317	\$650	(\$3,651)	\$1,372		\$1,417
	SRMC	↑	NA	NA	NA	(\$2,226)	(\$5,112)		(\$5,112)

**Health Sciences Center  
Metrics (Preliminary and Unaudited)**

Benchmark	Expected	FY 2010	FY 2011	FY 2012	FY 2013	FY 2014	Fiscal Year Trend	FY 2014	
		2nd Quarter YTD	2nd Quarter YTD	2nd Quarter YTD	2nd Quarter YTD	2nd Quarter YTD		January 31st YTD	
<b>Net Income/(Use of Reserves)</b> <i>(Amounts are in thousands)</i>	HSC	↑	\$2,609	(\$1,097)	(\$1,371)	(\$1,180)	\$710		\$3,516
	UNMMG	↑	\$1,280	\$5,078	(\$226)	\$864	(\$4,144)		(\$2,962)
	UNMH	↑	(\$1,056)	\$317	\$647	(\$3,481)	\$1,372		\$1,417
	SRMC	↑	NA	NA	NA	(\$2,226)	(\$5,112)		(\$5,112)
<b>Uncompensated Care</b> <i>(Amounts are in thousands)</i>	UNMMG & UNMCC	↓	\$15,480	\$18,991	\$18,280	\$23,423	\$21,261		\$25,312
	UNMH	↓	\$72,081	\$81,828	\$82,647	\$94,331	\$102,164		\$121,757
	SRMC	↓	NA	NA	NA	\$187	\$5,577		\$7,360

**Health Sciences Center  
Metrics (Preliminary and Unaudited)**




Benchmark	Expected	FY 2010 2nd Quarter	FY 2011 2nd Quarter	FY 2012 2nd Quarter	FY 2013 2nd Quarter	FY 2014 2nd Quarter	Fiscal Year Trend	FY 2014 January 31st
<b>Days Cash on Hand</b> Days of Expense in Discretionary Reserves Year End Benchmark - 10 Days	<b>HSC</b> ↑	NA	13.96	13.28	7.39	5.93		7.04
ACMPE 30 Days *	<b>UNMMG</b> ↑	37.30	45.50	16.20	35.90	45.30		53.82
UHC 75 Days **	<b>UNMH</b> ↑	45.34	63.43	50.96	46.41	46.86		54.31
UHC 75 Days **	<b>SRMC</b> ↑	NA	NA	NA	NA	16.25		35.93

\* American College of Medical Practice Executives

\*\* University HealthSystem Consortium

**Accounts Receivable Greater Than Ninety Days**

(Amounts are in thousands)





<b>HSC</b> ↓	\$1,116 9%	\$1,931 13%	\$2,367 25%	\$764 6%	\$894 7%		\$1,369 11%
<b>UNMMG</b> ↓	\$4,912 18%	\$3,368 14%	\$5,826 20%	\$4,466 16%	\$5,728 21%		\$6,129 19%
<b>UNMH***</b> ↓	\$44,747 28%	\$76,528 30%	\$67,765 28%	\$59,528 24%	\$64,069 28%		\$66,462 28%
<b>SRMC****</b> ↓	NA	NA	NA	NA	\$1,251 27%		\$1,157 20%

\*\*\* UNMH Account Receivable Greater Than Ninety Days excludes liens

\*\*\*\* SRMC Account Receivable Greater Than Ninety Days reflects Net Accounts Receivable - all other receivables are shown at Gross

**Health Sciences Center  
Metrics (Preliminary and Unaudited)**

(Amounts are in thousands)

	Expected	FY 2010 2nd Quarter YTD	FY 2011 2nd Quarter YTD	FY 2012 2nd Quarter YTD	FY 2013 2nd Quarter YTD	FY 2014 2nd Quarter YTD	Fiscal Year Trend	FY 2014 January 31st YTD
<b>Proposals Submitted</b>	↑	\$103,234	\$98,221	\$88,644	\$101,386	\$107,012		\$137,178
<b>Awards</b>	↑	\$61,755	\$85,599	\$69,091	\$71,338	\$67,626		\$74,179
<b>Earned F&amp;A</b>	↑	\$10,148	\$11,414	\$11,109	\$10,142	\$10,664		\$12,655
<b>Contract &amp; Grant Expense</b> <i>(Includes Cost Share, Program Income and F&amp;A Expense)</i>	↑	\$54,764	\$59,426	\$58,895	\$60,411	\$56,805		\$67,584



**UNIVERSITY OF NEW MEXICO HEALTH SCIENCES CENTER - University HSC Only\***  
**2014 Fiscal Year-to-Date Summary through January 31, 2014 (Preliminary and Unaudited)**  
(In thousands)

\* UNIVERSITY HSC ONLY INCLUDES: SOM, CON, COP, HSLIC, ADMIN, RESEARCH

	University HSC FY 2014 Re-Forecasted Budget	University HSC FY 2014 YTD 1/31/14 Actual	University HSC FY 2013 Year End Actual	University HSC FY 2014 YTD Actual to FY 2014 Re-Forecasted Budget Benchmark Rate (58%)	University HSC FY 2014 YTD Actual to FY 2013 Year End Actual Benchmark Rate (58%)
1 UNM MEDICAL GROUP REVENUES	124,203	59,957	110,686	48%	54%
2 UNM HOSPITALS REVENUES	108,975	73,685	100,233	68%	74%
3 SRMC REVENUES	16,136	9,916	11,848	61%	84%
4 UNM CANCER CENTER CLINICAL REVENUES	0	0	13,300	N/A	0%
5 TUITION AND FEES	13,738	14,258	13,177	104%	108%
6 CIGARETTE TAX APPROPRIATIONS	3,227	2,532	3,363	78%	75%
7 RPSP APPROPRIATIONS	17,736	9,986	15,924	56%	63%
8 I&G APPROPRIATIONS	62,879	36,407	60,089	58%	61%
9 I&G MAIN CAMPUS TRANSFERS	17,666	10,802	18,615	61%	58%
10 F&A REVENUES (OH RETURN)	20,800	12,655	21,459	61%	59%
11 HSC/UNM INTERNAL TRANSFERS	(2,071)	(4,130)	(3,270)	199%	126%
12 MILL LEVY	0	0	0	N/A	N/A
13 OTHER REVENUES	12,381	7,837	13,316	63%	59%
14 CONTRACT AND GRANT REVENUES	123,387	72,758	131,070	59%	56%
<b>TOTAL REVENUES</b>	<b>519,057</b>	<b>306,663</b>	<b>509,810</b>	<b>59%</b>	<b>60%</b>
15 TOTAL COMPENSATION EXPENSES	336,181	194,627	319,157	58%	61%
16 SUPPLIES/MEDICAL SUPPLIES	9,544	6,091	11,723	64%	52%
17 UNIVERSITY CLINICIANS PROGRAM	0	0	0	N/A	N/A
18 HOUSESTAFF	0	0	0	N/A	N/A
19 TRAVEL	4,895	2,506	4,656	51%	54%
20 STUDENT COSTS	2,610	1,693	2,123	65%	80%
21 PATIENT CARE COSTS	871	397	852	46%	47%
22 TELEPHONE/COMMUNICATION COSTS	2,002	1,342	2,294	67%	59%
23 PURCHASED SERVICES	19,954	12,718	24,091	64%	53%
24 OTHER MEDICAL SERVICES	0	0	0	N/A	N/A
25 SUB AWARDS/SERVICE CONTRACTS	515	690	1,499	134%	46%
26 O&M & LEASES	6,323	4,390	6,900	69%	64%
27 UTILITIES	4,262	2,775	4,874	65%	57%
28 DEPRECIATION	0	0	0	N/A	N/A
29 INTEREST EXPENSE	2,168	1,265	2,169	58%	58%
30 OTHER EXPENSES	12,377	837	297	7%	282%
31 CONTRACT AND GRANT EXPENSES	114,996	67,583	122,407	59%	55%
<b>TOTAL EXPENSES</b>	<b>516,699</b>	<b>296,914</b>	<b>503,042</b>	<b>57%</b>	<b>59%</b>
<b>OPERATING NET MARGIN</b>	<b>2,358</b>	<b>9,749</b>	<b>6,768</b>		
<b>NON-RECURRING ITEMS</b>					
32 CAPITAL EXPENDITURES	1,720	904	1,386	53%	65%
33 MEANINGFUL USE REVENUE	0	0	0	N/A	N/A
34 USE OF UNMMG RESERVES	0	0	0	N/A	N/A
35 RECRUITMENT/STARTUP/SCHOLARSHIPS	5,695	3,246	6,995	57%	46%
36 NON-RECURRING TRANSFERS	520	2,083	4,478	401%	47%
<b>TOTAL NON-RECURRING ITEMS</b>	<b>7,935</b>	<b>6,233</b>	<b>12,859</b>	<b>79%</b>	<b>48%</b>
<b>NET INCOME/(USE OF RESERVES)</b>	<b>(5,577)</b>	<b>3,516</b>	<b>(6,091)</b>		



**UNIVERSITY OF NEW MEXICO HEALTH SCIENCES CENTER - UNM Hospitals Only**  
**2014 Fiscal Year-to-Date Summary through January 31, 2014 (Preliminary and Unaudited)**  
**(In thousands)**

Clinical Operations

	UNM Hospitals FY 2014 Re-Forecasted Budget	UNM Hospitals FY 2014 YTD 1/31/14 Actual	UNM Hospitals FY 2013 Year End Actual	UNM Hospitals FY 2014 YTD Actual to FY 2014 Re-Forecasted Budget Benchmark Rate (58%)	UNM Hospitals FY 2014 YTD Actual to FY 2013 Year End Actual Benchmark Rate (58%)
1 UNM MEDICAL GROUP REVENUES	0	0	0	N/A	N/A
2 UNM HOSPITALS REVENUES	693,548	402,816	653,478	58%	62%
3 SRMC REVENUES	0	0	0	N/A	N/A
4 UNM CANCER CENTER CLINICAL REVENUES	0	0	0	N/A	N/A
5 TUITION AND FEES	0	0	0	N/A	N/A
6 CIGARETTE TAX APPROPRIATIONS	0	0	0	N/A	N/A
7 RPSP APPROPRIATIONS	13,241	7,736	12,966	58%	60%
8 I&G APPROPRIATIONS	0	0	0	N/A	N/A
9 I&G MAIN CAMPUS TRANSFERS	0	0	0	N/A	N/A
10 F&A REVENUES (OH RETURN)	0	0	0	N/A	N/A
11 HSC/UNM INTERNAL TRANSFERS	0	0	0	N/A	N/A
12 MILL LEVY	92,028	53,544	91,229	58%	59%
13 OTHER REVENUES	19,633	14,877	24,199	76%	61%
14 CONTRACT AND GRANT REVENUES	16,312	10,125	5,798	62%	175%
<b>TOTAL REVENUES</b>	<b>834,762</b>	<b>489,098</b>	<b>787,670</b>	<b>59%</b>	<b>62%</b>
15 TOTAL COMPENSATION EXPENSES	410,098	240,349	392,663	59%	61%
16 SUPPLIES/MEDICAL SUPPLIES	139,668	81,119	130,787	58%	62%
17 UNIVERSITY CLINICIANS PROGRAM	56,670	33,034	53,208	58%	62%
18 HOUSESTAFF	27,036	15,530	24,861	57%	62%
19 TRAVEL	754	414	674	55%	61%
20 STUDENT COSTS	0	0	0	N/A	N/A
21 PATIENT CARE COSTS	48,332	29,142	40,001	60%	73%
22 TELEPHONE/COMMUNICATION COSTS	3,522	2,052	3,554	58%	58%
23 PURCHASED SERVICES	31,730	17,818	23,715	56%	75%
24 OTHER MEDICAL SERVICES	22,510	13,497	23,680	60%	57%
25 SUB AWARDS/SERVICE CONTRACTS	9,258	5,453	7,947	59%	69%
26 O&M & LEASES	16,577	9,572	15,039	58%	64%
27 UTILITIES	6,491	3,740	6,118	58%	61%
28 DEPRECIATION	31,876	18,441	32,885	58%	56%
29 INTEREST EXPENSE	7,567	4,436	7,770	59%	57%
30 OTHER EXPENSES	21,823	13,084	20,578	60%	64%
31 CONTRACT AND GRANT EXPENSES	0	0	0	N/A	N/A
<b>TOTAL EXPENSES</b>	<b>833,912</b>	<b>487,681</b>	<b>783,480</b>	<b>58%</b>	<b>62%</b>
<b>OPERATING NET MARGIN</b>	<b>850</b>	<b>1,417</b>	<b>4,190</b>		
<b>NON-RECURRING ITEMS</b>					
32 CAPITAL EXPENDITURES	0	0	0	N/A	N/A
33 MEANINGFUL USE REVENUE	(1,039)	0	(255)	0%	0%
34 USE OF UNMMG RESERVES	0	0	0	N/A	N/A
35 RECRUITMENT/STARTUP/SCHOLARSHIPS	0	0	0	N/A	N/A
36 NON-RECURRING TRANSFERS	0	0	0	N/A	N/A
<b>TOTAL NON-RECURRING ITEMS</b>	<b>(1,039)</b>	<b>0</b>	<b>(255)</b>	<b>0%</b>	<b>0%</b>
<b>NET INCOME/(USE OF RESERVES)</b>	<b>1,889</b>	<b>1,417</b>	<b>4,445</b>		



**UNIVERSITY OF NEW MEXICO HEALTH SCIENCES CENTER - UNMMG Only**  
**2014 Fiscal Year-to-Date Summary through January 31, 2014 (Preliminary and Unaudited)**  
(In thousands)

Clinical Operations

	UNMMG FY 2014 Re-Forecasted Budget	UNMMG FY 2014 YTD 1/31/14 Actual	UNMMG FY 2013 Year End Actual	UNMMG FY 2014 YTD Actual to FY 2014 Re-Forecasted Budget Benchmark Rate (58%)	UNMMG FY 2014 YTD Actual to FY 2013 Year End Actual Benchmark Rate (58%)
1 UNM MEDICAL GROUP REVENUES	159,913	91,198	155,686	57%	59%
2 UNM HOSPITALS REVENUES	0	0	0	N/A	N/A
3 SRMC REVENUES	0	0	0	N/A	N/A
4 UNM CANCER CENTER CLINICAL REVENUES	0	0	0	N/A	N/A
5 TUITION AND FEES	0	0	0	N/A	N/A
6 CIGARETTE TAX APPROPRIATIONS	0	0	0	N/A	N/A
7 RPSP APPROPRIATIONS	0	0	0	N/A	N/A
8 I&G APPROPRIATIONS	0	0	0	N/A	N/A
9 I&G MAIN CAMPUS TRANSFERS	0	0	0	N/A	N/A
10 F&A REVENUES (OH RETURN)	0	0	0	N/A	N/A
11 HSC/UNM INTERNAL TRANSFERS	0	0	0	N/A	N/A
12 MILL LEVY	0	0	0	N/A	N/A
13 OTHER REVENUES	2,760	1,443	4,046	52%	36%
14 CONTRACT AND GRANT REVENUES	0	0	0	N/A	N/A
<b>TOTAL REVENUES</b>	<b>162,673</b>	<b>92,641</b>	<b>159,732</b>	<b>57%</b>	<b>58%</b>
15 TOTAL COMPENSATION EXPENSES	16,520	9,036	16,233	55%	56%
16 SUPPLIES/MEDICAL SUPPLIES	0	0	0	N/A	N/A
17 UNIVERSITY CLINICIANS PROGRAM	0	0	0	N/A	N/A
18 HOUSESTAFF	0	0	0	N/A	N/A
19 TRAVEL	0	0	0	N/A	N/A
20 STUDENT COSTS	0	0	0	N/A	N/A
21 PATIENT CARE COSTS	16,458	10,205	10,940	62%	93%
22 TELEPHONE/COMMUNICATION COSTS	0	0	0	N/A	N/A
23 PURCHASED SERVICES	114,182	65,911	117,399	58%	56%
24 OTHER MEDICAL SERVICES	0	0	0	N/A	N/A
25 SUB AWARDS/SERVICE CONTRACTS	0	0	0	N/A	N/A
26 O&M & LEASES	474	254	496	54%	51%
27 UTILITIES	0	0	0	N/A	N/A
28 DEPRECIATION	704	238	412	34%	58%
29 INTEREST EXPENSE	0	0	0	N/A	N/A
30 OTHER EXPENSES	18,764	3,170	4,439	17%	71%
31 CONTRACT AND GRANT EXPENSES	0	0	0	N/A	N/A
<b>TOTAL EXPENSES</b>	<b>167,102</b>	<b>88,814</b>	<b>149,919</b>	<b>53%</b>	<b>59%</b>
<b>OPERATING NET MARGIN</b>	<b>(4,429)</b>	<b>3,827</b>	<b>9,813</b>		
<b>NON-RECURRING ITEMS</b>					
32 CAPITAL EXPENDITURES	0	0	0	N/A	N/A
33 MEANINGFUL USE REVENUE	0	0	(2,699)	N/A	0%
34 USE OF UNMMG RESERVES	0	6,789	12,406	N/A	55%
35 RECRUITMENT/STARTUP/SCHOLARSHIPS	0	0	0	N/A	N/A
36 NON-RECURRING TRANSFERS	0	0	0	N/A	N/A
<b>TOTAL NON-RECURRING ITEMS</b>	<b>0</b>	<b>6,789</b>	<b>9,707</b>	<b>N/A</b>	<b>70%</b>
<b>NET INCOME/(USE OF RESERVES)</b>	<b>(4,429)</b>	<b>(2,962)</b>	<b>106</b>		



**UNIVERSITY OF NEW MEXICO HEALTH SCIENCES CENTER - SRMC Only**  
**2014 Fiscal Year-to-Date Summary through January 31, 2014 (Preliminary and Unaudited)**  
(In thousands)

Clinical Operations

	SRMC FY 2014 Re-Forecasted Budget	SRMC FY 2014 YTD 1/31/14 Actual	SRMC FY 2013 Year End Actual	SRMC FY 2014 YTD Actual to FY 2014 Re-Forecasted Budget Benchmark Rate (58%)	SRMC FY 2014 YTD Actual to FY 2013 Year End Actual Benchmark Rate (58%)
1 UNM MEDICAL GROUP REVENUES	0	0	0	N/A	N/A
2 UNM HOSPITALS REVENUES	0	0	0	N/A	N/A
3 SRMC REVENUES	46,237	28,245	18,927	61%	149%
4 UNM CANCER CENTER CLINICAL REVENUES	0	0	0	N/A	N/A
5 TUITION AND FEES	0	0	0	N/A	N/A
6 CIGARETTE TAX APPROPRIATIONS	0	0	0	N/A	N/A
7 RPSP APPROPRIATIONS	0	0	0	N/A	N/A
8 I&G APPROPRIATIONS	0	0	0	N/A	N/A
9 I&G MAIN CAMPUS TRANSFERS	0	0	0	N/A	N/A
10 F&A REVENUES (OH RETURN)	0	0	0	N/A	N/A
11 HSC/UNM INTERNAL TRANSFERS	0	0	0	N/A	N/A
12 MILL LEVY	8,060	4,399	20,833	55%	21%
13 OTHER REVENUES	380	235	272	62%	86%
14 CONTRACT AND GRANT REVENUES	0	0	0	N/A	N/A
<b>TOTAL REVENUES</b>	<b>54,677</b>	<b>32,879</b>	<b>40,032</b>	<b>60%</b>	<b>82%</b>
15 TOTAL COMPENSATION EXPENSES	26,737	15,215	23,364	57%	65%
16 SUPPLIES/MEDICAL SUPPLIES	12,768	7,043	6,980	55%	101%
17 UNIVERSITY CLINICIANS PROGRAM	0	944	117	N/A	807%
18 HOUSESTAFF	76	58	44	76%	132%
19 TRAVEL	27	16	52	59%	31%
20 STUDENT COSTS	0	0	0	N/A	N/A
21 PATIENT CARE COSTS	4,328	2,410	2,544	56%	95%
22 TELEPHONE/COMMUNICATION COSTS	76	43	110	57%	39%
23 PURCHASED SERVICES	2,629	1,786	3,944	68%	45%
24 OTHER MEDICAL SERVICES	245	146	905	60%	16%
25 SUB AWARDS/SERVICE CONTRACTS	1,054	644	429	61%	150%
26 O&M & LEASES	247	200	443	81%	45%
27 UTILITIES	810	456	599	56%	76%
28 DEPRECIATION	8,859	5,221	7,958	59%	66%
29 INTEREST EXPENSE	4,259	2,454	3,675	58%	67%
30 OTHER EXPENSES	2,134	1,355	2,866	63%	47%
31 CONTRACT AND GRANT EXPENSES	0	0	0	N/A	N/A
<b>TOTAL EXPENSES</b>	<b>64,249</b>	<b>37,991</b>	<b>54,030</b>	<b>59%</b>	<b>70%</b>
<b>OPERATING NET MARGIN</b>	<b>(9,572)</b>	<b>(5,112)</b>	<b>(13,998)</b>		
<b>NON-RECURRING ITEMS</b>					
32 CAPITAL EXPENDITURES	0	0	0	N/A	N/A
33 MEANINGFUL USE REVENUE	0	0	0	N/A	N/A
34 USE OF UNMMG RESERVES	0	0	0	N/A	N/A
35 RECRUITMENT/STARTUP/SCHOLARSHIPS	0	0	0	N/A	N/A
36 NON-RECURRING TRANSFERS	0	0	0	N/A	N/A
<b>TOTAL NON-RECURRING ITEMS</b>	<b>0</b>	<b>0</b>	<b>0</b>	<b>N/A</b>	<b>N/A</b>
<b>NET INCOME/(USE OF RESERVES)</b>	<b>(9,572)</b>	<b>(5,112)</b>	<b>(13,998)</b>		





**UNIVERSITY OF NEW MEXICO HEALTH SCIENCES CENTER - Consolidated HSC**  
**2014 Fiscal Year-to-Date Summary through January 31, 2014 (Preliminary and Unaudited)**  
**(In thousands)**

Clinical and Academic Operations

	Consolidated HSC FY 2014 Re-Forecasted Budget	Consolidated HSC FY 2014 YTD 1/31/14 Actual	Consolidated HSC FY 2013 Year End Actual	Consolidated HSC FY 2014 YTD Actual to FY 2014 Re-Forecasted Budget Benchmark Rate (58%)	Consolidated HSC FY 2014 YTD Actual to FY 2013 Year End Actual Benchmark Rate (58%)
1 UNM MEDICAL GROUP REVENUES	284,116	151,155	266,372	53%	57%
2 UNM HOSPITALS REVENUES	802,523	476,501	753,711	59%	63%
3 SRMC REVENUES	62,373	38,161	30,775	61%	124%
4 UNM CANCER CENTER CLINICAL REVENUES	0	0	13,300	N/A	0%
5 TUITION AND FEES	13,738	14,258	13,177	104%	108%
6 CIGARETTE TAX APPROPRIATIONS	3,227	2,532	3,363	78%	75%
7 RPSP APPROPRIATIONS	30,977	17,722	28,890	57%	61%
8 I&G APPROPRIATIONS	62,879	36,407	60,089	58%	61%
9 I&G MAIN CAMPUS TRANSFERS	17,666	10,802	18,615	61%	58%
10 F&A REVENUES (OH RETURN)	20,800	12,655	21,459	61%	59%
11 HSC/UNM INTERNAL TRANSFERS	(2,071)	(4,130)	(3,270)	199%	126%
12 MILL LEVY	100,088	57,943	112,062	58%	52%
13 OTHER REVENUES	35,154	24,392	41,833	69%	58%
14 CONTRACT AND GRANT REVENUES	139,699	82,883	136,868	59%	61%
<b>TOTAL REVENUES</b>	<b>1,571,169</b>	<b>921,281</b>	<b>1,497,244</b>	<b>59%</b>	<b>62%</b>
15 TOTAL COMPENSATION EXPENSES	789,536	459,227	751,417	58%	61%
16 SUPPLIES/MEDICAL SUPPLIES	161,980	94,253	149,490	58%	63%
17 UNIVERSITY CLINICIANS PROGRAM	56,670	33,978	53,325	60%	64%
18 HOUSESTAFF	27,112	15,588	24,905	57%	63%
19 TRAVEL	5,676	2,936	5,382	52%	55%
20 STUDENT COSTS	2,610	1,693	2,123	65%	80%
21 PATIENT CARE COSTS	69,989	42,154	54,337	60%	78%
22 TELEPHONE/COMMUNICATION COSTS	5,600	3,437	5,958	61%	58%
23 PURCHASED SERVICES	168,495	98,233	169,149	58%	58%
24 OTHER MEDICAL SERVICES	22,755	13,643	24,585	60%	55%
25 SUB AWARDS/SERVICE CONTRACTS	10,827	6,787	9,875	63%	69%
26 O&M & LEASES	23,621	14,416	22,878	61%	63%
27 UTILITIES	11,563	6,971	11,591	60%	60%
28 DEPRECIATION	41,439	23,900	41,255	58%	58%
29 INTEREST EXPENSE	13,994	8,155	13,614	58%	60%
30 OTHER EXPENSES	55,098	18,446	28,180	33%	65%
31 CONTRACT AND GRANT EXPENSES	114,996	67,583	122,407	59%	55%
<b>TOTAL EXPENSES</b>	<b>1,581,962</b>	<b>911,400</b>	<b>1,490,471</b>	<b>58%</b>	<b>61%</b>
<b>OPERATING NET MARGIN</b>	<b>(10,793)</b>	<b>9,881</b>	<b>6,773</b>		
<b>NON-RECURRING ITEMS</b>					
32 CAPITAL EXPENDITURES	1,720	904	1,386	53%	65%
33 MEANINGFUL USE REVENUE	(1,039)	0	(2,954)	0%	0%
34 USE OF UNMMG RESERVES	0	6,789	12,406	N/A	55%
35 RECRUITMENT/STARTUP/SCHOLARSHIPS	5,695	3,246	6,995	57%	46%
36 NON-RECURRING TRANSFERS	520	2,083	4,478	401%	47%
<b>TOTAL NON-RECURRING ITEMS</b>	<b>6,896</b>	<b>13,022</b>	<b>22,311</b>	<b>189%</b>	<b>58%</b>
<b>NET INCOME/(USE OF RESERVES)</b>	<b>(17,689)</b>	<b>(3,141)</b>	<b>(15,538)</b>		

**GLOSSARY OF REPORT CATEGORIES**

FINANCIAL STATEMENT CATEGORY		UNM	UNMMG	UNM Hospitals	SRMC
1	UNM MEDICAL GROUP REVENUES	Clinical revenue primarily based on Physician or Provider efforts and collection through UNMMG	Net patient services revenue including SCI & UPL from UNMMG Clinical operations	N/A	N/A
2	UNM HOSPITALS REVENUES	Revenue from University Hospital to the School of Medicine	N/A	Hospital facility revenue based on patient billings by UNMH	N/A
3	SRMC REVENUES	Revenue from SRMC to the School of Medicine	N/A	N/A	Hospital facility revenue based on patient billings by SRMC
4	UNM CANCER CENTER CLINICAL REVENUES	Cancer Center patient revenue posted from the global billings and Infusion Suite net income. Clinical Adult Infusion Suite/RO/MO	N/A	N/A	N/A
5	TUITION AND FEES	Tuition & Fees, including tuition differentials	N/A	N/A	N/A
6	CIGARETTE TAX APPROPRIATIONS	Revenues received from the State as a calculated portion of Tax Revenue on the sale of tobacco products for use in Cancer Research	N/A	N/A	N/A
7	RPSP APPROPRIATIONS	Revenue received for current operations made available to UNM by act of NM State Legislature on an annual basis for Research, Public Service and Independent Operations	N/A	Revenue received for current operations made available to UNMH by act of NM State Legislature on an annual basis for Research, Public Service and Independent Operations	N/A
8	I&G APPROPRIATIONS	Revenue received for current operations made available to UNM by act of NM State Legislature on an annual basis for I&G operations	N/A	N/A	N/A
9	I&G MAIN CAMPUS TRANSFERS	Partial transfer of tuition and formula workload generated by Nursing, Pharmacy and SOM	N/A	N/A	N/A
10	F & A REVENUES (OH RETURN)	Revenue from recovery of indirect costs (F&A) incurred by a Contract or Grant also known as overhead return	N/A	N/A	N/A
11	HSC/UNM INTERNAL TRANSFERS	All transfers to/from HSC Unrestricted Funds excluding the I&G Main Campus Transfer and Transfers for Debt Service	N/A	N/A	N/A
12	MILL LEVY	N/A	N/A	Mil levy taxes collected on behalf of the Bernalillo County Treasurer and remitted to UNMH as required by the Hospital Funding Act.	Mil levy taxes collected on behalf of the Sandoval County Treasurer and remitted to SRMC as required by the Hospital Funding Act.
13	OTHER REVENUES	All other Revenues - not contained in any other category - Sales & Services (not Internal Service Center P18 sales), Gains on Sponsored Projects, Gifts, Endowment Spending Distributions, Investment Income, etc.	Other operating revenues	All other revenues not contained in any other category: Investment income, equity loss in Tricare, donated revenue, gain/loss on sale of assets, food, nutrition, catering & vending revenue, medical records revenue, rent revenue, all other non-operating revenue	All other revenues not contained in any other category: Investment income, donated revenue, gain/loss on sale of assets, food, nutrition, catering & vending revenue, medical records revenue, rent revenue, all other non-operating revenue
14	CONTRACT AND GRANT REVENUES	All Restricted Funds Revenue and Unrestricted Contract Revenue for example VA contracts	N/A	Revenue associated with restricted and unrestricted contracts and grants	N/A

## GLOSSARY OF REPORT CATEGORIES

FINANCIAL STATEMENT CATEGORY	UNM	UNMMG	UNM Hospitals	SRMC
15 TOTAL COMPENSATION EXPENSES	Salary, wages & benefits	Salaries and benefits considered to be operating and certain clinical expenses of UNMMG	Salary, wages & benefits	Salary, wages & benefits
16 SUPPLIES/MEDICAL SUPPLIES	Office supplies, computer supplies, dues & memberships, postage charges, recruitment expenses, non capital equipment, computers, food, lab supplies, uniforms, training materials, etc.	N/A	Medical supplies for: lab, radiology, blood, pharmaceuticals, biologics, implantable devices, office supplies, computer supplies, photocopy expense, forms, linen, food, uniforms, and training materials.	Medical supplies for: lab, radiology, blood, pharmaceuticals, biologics, implantable devices, office supplies, computer supplies, photocopy expense, forms, linen, food, uniforms, and training materials.
17 UNIVERSITY CLINICIANS PROGRAM	N/A	N/A	Special clinician program to support SOM	Special clinician program to support SOM
18 HOUSESTAFF	N/A	N/A	Reimbursement of patient care services provided by residents who are employed by SOM.	Reimbursement of patient care services provided by SOM through UNMMG.
19 TRAVEL	Travel - in state, out of state, foreign, business meals, rental vehicles, new employee moving expenses, vehicle fuel etc.	N/A	Travel - in state, out of state, business meals, rental vehicles, flights, ground transportation, vehicle fuel etc.	Travel - in state, out of state, business meals, rental vehicles, flights, ground transportation, vehicle fuel etc.
20 STUDENT COSTS	Student tuition/fee expense, student travel, scholarships/fellowships, housing, insurance for students, student awards, etc.	N/A	N/A	N/A
21 PATIENT CARE COSTS	Patient Care costs for inpatient, outpatient care & lab, pharmacy and x-ray services for patients	Patient Care costs for inpatient, outpatient care & lab, pharmacy and x-ray services for patients	Patient Care costs for inpatient, outpatient care including Tricare laboratory expense, OR instruments, NM Insurance pool premiums, kidney acquisition, step down care (snf) for IV dependent patients, radiation oncology and patient assistance	Patient Care costs for inpatient, outpatient care including Tricare laboratory expense, OR instruments, NM Insurance pool premiums, kidney acquisition, step down care (snf) for IV dependent patients, radiation oncology and patient assistance
22 TELEPHONE/COMMUNICATION COSTS	Telephone, voicemail, cellular, long distance, paging and data networking charges	N/A	Telephone, voicemail, cellular, long distance, paging and data networking charges	Telephone, voicemail, cellular, long distance, paging and data networking charges
23 PURCHASED SERVICES	Alarm fees, internet fees, architectural services, auditing services, printing/copying/binding fees, conference/event fees, honoraria, insurance charges (general liability, professional liability), legal services, electronic journals & books, consultant fees, etc.	Includes payment to UNM SOM for physician and other provider services	Recruitment, professional, legal, auditing, consulting fees, promotional/graphics, IT Hosting Cerner, Siemens and PACS, safety and risk services, equifax, laundry, malpractice and liability insurance, etc.	Recruitment, professional, legal, auditing, consulting fees, promotional/graphics, IT Hosting Cerner, Siemens and PACS, safety and risk services, equifax, laundry, malpractice and liability insurance, etc.
24 OTHER MEDICAL SERVICES	N/A	N/A	Pathology contract, physician services, Executive Medical Directors, Medical Directors, dialysis services for UNM Care patients, OMI MOU, Adult Infusion net	Physician services
25 SUB AWARDS/SERVICE CONTRACTS	Unrestricted Sub Awards, Gain/Loss on Unrestricted Projects	N/A	All service contracts	All service contracts
26 O&M & LEASES	Plant maintenance and repairs, equipment repairs and maintenance, property insurance, auto insurance, facility rent expense	Building maintenance and repairs, equipment repairs and maintenance, repair parts, equipment rent, property insurance, auto insurance, facility rent expense, and housekeeping supplies	Building maintenance and repairs, equipment repairs and maintenance, repair parts, equipment rent, property insurance, auto insurance, facility rent expense, and housekeeping supplies	Building maintenance and repairs, equipment repairs and maintenance, repair parts, equipment rent, property insurance, auto insurance, facility rent expense, and housekeeping supplies

**GLOSSARY OF REPORT CATEGORIES**

FINANCIAL STATEMENT CATEGORY		UNM	UNMMG	UNM Hospitals	SRMC
27	UTILITIES	Natural gas, electricity, steam, sewer, water, chilled water	N/A	Natural gas, electricity, steam, sewer, water, chilled water	Natural gas, electricity, steam, sewer, water, chilled water
28	DEPRECIATION	N/A	The annual amortization for the furniture and equipment.	The annual amortization for the capital outlay associated with building, building improvement, fixed and moveable equipment which is based on the estimated useful lives of the assets as determined by the AHA "Estimated useful lives of Depreciable Hospital Assets".	The annual amortization for the capital outlay associated with building, building improvement, fixed and moveable equipment which is based on the estimated useful lives of the assets as determined by the AHA "Estimated useful lives of Depreciable Hospital Assets".
29	INTEREST EXPENSE	Transfers to cover debt service	N/A	Interest expense associated with the series 2004 FHA Insured Hospital Mortgage Revenue Bonds.	SRMC receives subsidy payments related to interest payments under the federal Build America Bond program. Under the program SRMC applies for subsidy funds commensurate with each bond payment, so the application for the subsidy is made semiannually. Also includes interest expense on the Series A & B Bonds.
30	OTHER EXPENSES	Banking fees, cost of goods sold, research costs, royalties, bad debt expense, other operating costs, Banner tax, etc.	Billings & collections expenses and other operating expenses of UNMMG	Programming, application, software and maintenance expenses, non capital equipment (less than \$5k), signs, dues & memberships, freight, postage, subscriptions, licenses/permits, Gap Tax, Intergovernmental Transfers for the SCI and IME, bond issuance costs, capital initiatives and other non-operating expenses.	Programming, application, software and maintenance expenses, non capital equipment (less than \$5k), signs, dues & memberships, freight, postage, subscriptions, licenses/permits, Gap Tax, Intergovernmental Transfers for the SCI and IME, bond issuance costs, capital initiatives and other non-operating expenses.
31	CONTRACT AND GRANT EXPENSES	All Restricted Funds Expense and Unrestricted Contract Expense for example VA contracts	N/A	N/A	N/A
32	CAPITAL EXPENDITURES	Equipment/furniture >\$5,000, Computer hardware, library acquisitions, etc.	N/A	N/A	N/A
33	MEANINGFUL USE REVENUE	N/A	Medicare and Medicaid programs provide incentive payments for hospital and physicians that make meaningful use of certified electronic health record technology.	Medicare and Medicaid programs provide incentive payments for hospital and physicians that make meaningful use of certified electronic health record technology.	N/A
34	USE OF UNMMG RESERVES	N/A	To fund and support the mission of the Health Sciences Center.	N/A	N/A
35	RECRUITMENT/STARTUP/SCHOLARSHIPS	Chair and Startup Packages, Dean's Scholars/Professorships, and Recruitment Costs	N/A	N/A	N/A
36	NON-RECURRING TRANSFERS	Transfers from current unrestricted funds to plant funds or any other non-recurring transfers	N/A	N/A	N/A



**UNIVERSITY OF NEW MEXICO HEALTH SCIENCES CENTER**  
**Balance Sheet for the Health Sciences Center**  
**2014 Fiscal Year as of January 31, 2014 (Preliminary and Unaudited)**  
**(In thousands)**

	University HSC	UNM Hospitals	UNMMG	SRMC
<b>ASSETS</b>				
1 Cash and cash equivalents	20,470	117,133	18,085	4,126
2 Marketable securities	30,705	34,252	-	-
Receivables:				
3 Patient, net	1,281	79,014	22,663	5,741
4 Receivable from Affiliates	40,613	5,209	5,412	856
5 Estimated third party payor settlements	-	24,802	-	2,166
6 County Treasurer	-	1,009	-	-
7 Contracts, Grants and Other	14,714	9,974	-	834
8 Other	4,081	14,955	728	3,168
Total Current Assets	<u>111,864</u>	<u>286,348</u>	<u>46,888</u>	<u>16,891</u>
Assets whose use is limited:				
9 Held by trustee for debt service & other	-	40,913	-	20,125
10 By UNM Hospital Board of Trustees	-	19,473	-	-
11 Board and Other Designated Assets	90,337	-	22,594	-
12 Endowments	102,410	-	-	-
13 Capital Assets, net of depreciation	269,885	249,818	1,379	132,018
<b>TOTAL ASSETS</b>	<b><u>574,496</u></b>	<b><u>596,552</u></b>	<b><u>70,861</u></b>	<b><u>169,034</u></b>
<b>LIABILITIES</b>				
14 Accounts Payable	2,476	29,384	4,947	5,951
15 Other accrued liabilities	27,438	43,646	-	2,470
16 Payable to Affiliates	1,087	26,384	21,880	2,739
17 Bonds payable - current	843	5,240	-	4,700
18 Interest payable bonds	221	651	-	542
19 Estimated third party payor settlements	-	19,702	-	-
20 Bonds payable - non current	18,182	154,180	-	138,725
21 Other liabilities - non current	27,933	7,644	-	-
22 Sponsored Project and Other Deferred Revenue	10,370	-	-	-
<b>TOTAL LIABILITIES</b>	<b><u>88,550</u></b>	<b><u>286,831</u></b>	<b><u>26,827</u></b>	<b><u>155,127</u></b>
<b>NET POSITION</b>				
23 Restricted - expendable grants, bequests and contributions	104,418	14,010	-	2
24 Restricted - trust indenture and debt agreement	-	24,371	-	10,856
25 Committed and Dedicated agreements	120,691	-	22,594	-
26 Discretionary Reserve	9,977	168,480	20,061	3,049
27 Assets invested in Capital, net of related debt	250,860	102,860	1,379	-
<b>TOTAL NET POSITION</b>	<b><u>485,946</u></b>	<b><u>309,721</u></b>	<b><u>44,034</u></b>	<b><u>13,907</u></b>
Current Ratio	3.48	2.29	1.75	2.34
Days Cash on Hand	N/A	54.31	53.82	35.93



**UNIVERSITY OF NEW MEXICO HEALTH SCIENCES CENTER**  
**Glossary of Report Categories**

	University HSC	UNM Hospitals	UNMMG	SRMC
<b>ASSETS</b>				
1 Cash and cash equivalents	Funds on deposit with Financial Institution with UNM	Funds on deposit with Financial Institution	Funds on deposit with Financial Institution	Funds on deposit with Financial Institution, plus the remaining balance of the \$46m
2 Marketable securities	Funds invested in securities in accordance with UNM Investment policy	Funds invested in US Treasury	N/A	N/A
3 Patient, net	Pediatric/Newborn Transport Services, net of estimated contractual allowances and estimated bad debt	Patient Receivable after adjustments for discounts and allowances	Patient Receivable for care provided by UNM SOM facility and other practitioners, net of estimated contractual allowances and estimated bad debt	Patient Receivable for facility costs, net of estimated contractual allowances and estimated bad debt
4 Receivable from Affiliates	Related Party Receivables for goods or services provided to UNM Hospitals, UNMMG and SRMC	Related Party Receivable from University HSC and SRMC	Related Party Receivable for negative arbitrage for SRMC	Related Party Receivable from UNMMG and UNMH
5 Estimated third party payor settlements	N/A	Accounts Receivable for IME/GME /DSH	N/A	
6 County Treasurer	N/A	Bernalillo County Mil Levy Receivable	N/A	Sandoval County Mil Levy Receivable
7 Contracts, Grants and Other	Sponsored project receivables and other services invoiced by UNM such as OMI, Resident Physician contracts, etc.	Accounts Receivable from Contracts/UNM MG/Special Billing/Investments	N/A	Other receivable balances. As of year end, a receivable was recorded for the insurance proceeds associated with the damage in the OR due to the flood
8 Other	Prepaid contractual obligations, such as library subscription services and maintenance contacts	Prepaid Expense and Inventory	Pharmacy Inventory	Prepaid Expense and Inventory
9 Held by trustee for debt service & other	N/A	Debt/Mortgage reserve funds to include collateral and intangible assets	N/A	Funds held in Trustee Accounts, Mortgage reserve funds, bond debt service accounts
10 By UNM Hospital Clinical Operations Board	N/A	Investment in TriWest/Tricare Reference Laboratory	N/A	N/A



**UNIVERSITY OF NEW MEXICO HEALTH SCIENCES CENTER**  
**Glossary of Report Categories**

	University HSC	UNM Hospitals	UNMMG	SRMC
11 Board and Other Designated Assets	Funds dedicated to UNM Hospitals Capital Initiatives and unexpended plant funds	N/A	Department, SOM Investment in UNMMG and Quality Reserves	The original bond proceeds were used to purchase GNMA's which collateralize the mortgage with Prudential
12 Endowments	Balance of endowed corpus funds generating revenue according to donor intent	N/A	N/A	N/A
13 Capital Assets, net of depreciation	Property, Plant and Equipment	Land, Property, Plant and Equipment	Furniture and Equipment	Land, Property, Plant and Equipment
<b>LIABILITIES</b>				
14 Accounts Payable	Unpaid balances owed to vendors for goods and services; amounts owed to employees for expense reimbursements	Amount owed to creditors	Unpaid balances owed to vendors for goods and services; accrued payroll and other payroll benefits and taxes	Unpaid balances owed to vendors for goods and services
15 Other accrued liabilities	Payroll withholding liabilities and estimated value of compensated absences	Accrued liabilities to include payroll, compensated benefit, and Incurred but not Recognized (IBNR) State Coverage Insurance	N/A	Accrued liabilities to include payroll, compensated benefits and other payroll benefits and taxes
16 Payable to Affiliates	Unpaid balances for services provided by UNM Hospitals, and UNMMG	Unpaid balances for services provided by University HSC	Unpaid balances for services provided by University HSC for purchased services, special arrangements, and indigent distribution	Unpaid balances for services provided by University HSC, UNMMG and UNMH
17 Bonds payable - current	Debt service payment that will be due within the next twelve months	Series 2004 Bonds payable in next year - FHA Insured Hospital Mortgage Revenue Bonds	N/A	Debt service payment that will be due within the next twelve months
18 Interest payable bonds	Interest Payable on outstanding debt	Interest Payable Series 2004 Bonds (FHA Insured Hospital Mortgage Revenue Bonds)	N/A	Interest Payable on Bonds
19 Estimated third party payor settlements	N/A	Medicare/Medicaid Settlements	N/A	N/A
20 Bonds payable - non current	Outstanding balance due in the long-term for bond funding	Series Bonds Payable in the long-term (FHA Insured Hospital Mortgage Revenue Bonds)	N/A	Outstanding balance due in the long-term for FHA Insured Hospital Revenue Bonds



**UNIVERSITY OF NEW MEXICO HEALTH SCIENCES CENTER**  
**Glossary of Report Categories**

	University HSC	UNM Hospitals	UNMMG	SRMC
21 Other liabilities - non current	Estimated future cost associated with Other Post Retirement Benefits (OPEB) and self-funded health insurance plan	Estimated future cost associated with Other Post Employment Benefits (OPEB) and bond premiums	N/A	The balance of the mortgage payable
22 Sponsored Project and Other Deferred Revenue	Prepaid contract and grant revenue, tuition, and other prepaid student fees	N/A	N/A	N/A
<b>NET POSITION</b>				
23 Restricted - expendable grants, bequests and contributions	Restricted monies used in accordance with donor intent, contracts and bequests	Restricted monies used in accordance with donor intent, contracts and bequests	N/A	Restricted monies used in accordance with donor intent, contracts and bequests
24 Restricted - trust indenture and debt agreement	N/A	Restricted monies for Debt Service, Collateral, and Mortgage Reserve	N/A	Restricted monies for Mortgage reserve, Bond Debt Service
25 Committed and Dedicated agreements	Funds that have been committed for future expenditures. Dedicated funds have a clear focused purposed with for specific use.	N/A	Department, SOM Investment in UNMMG and Quality Fund Balances	N/A
26 Discretionary Reserve	Remaining fund balance after accounting for all restricted, committed and dedicated funds	Chief operating fund for all financial resources except those accounted for in another fund	Other operating reserves	Chief operating fund for all financial resources except those accounted for in another fund
27 Assets invested in Capital, net of related debt	Property, Plant and Equipment after adjustment for related bond debt	Property, Plant and Equipment after adjustment for related bond debt	Furniture and Equipment after adjustment for related bond debt	Property, Plant and Equipment after adjustment for related bond debt