

**Health Sciences Center
Metrics (Preliminary and Unaudited)**

Benchmark	Expected	FY 2011 1st Quarter	FY 2012 1st Quarter	FY 2013 1st Quarter	FY 2014 1st Quarter	FY 2015 1st Quarter	Fiscal Year Trend	FY 2015 October 31st YTD	
Approximate Cash Flow/(Use) from Operations * <i>(Amounts are in thousands)</i>	HSC	↑	\$9,066	\$4,404	\$4,517	\$6,734	\$7,142		\$7,919
	UNMMG	↑	\$4,171	\$1,344	\$2,399	\$1,049	\$5,393		\$5,840
	UNMH	↑	\$8,683	\$8,563	\$3,448	\$5,099	\$5,278		\$9,834
	SRMC	↑	NA	NA	\$6,676	(\$2,938)	\$2,407		\$3,218
* Approximate Cash Flow/(Use) from Operations = Operating Net Margin plus Depreciation Expense									
Operating Net Margin <i>(Amounts are in thousands)</i>	HSC	↑	\$9,066	\$4,404	\$4,517	\$6,734	\$7,142		\$7,919
	UNMMG	↑	\$4,048	\$1,203	\$2,265	\$952	\$5,308		\$5,719
	UNMH	↑	\$79	\$85	(\$4,819)	(\$2,730)	(\$2,455)		(\$1,864)
	SRMC	↑	NA	NA	\$5,407	(\$5,145)	\$62		\$72

**Health Sciences Center
Metrics (Preliminary and Unaudited)**

Benchmark	Expected	FY 2011 1st Quarter	FY 2012 1st Quarter	FY 2013 1st Quarter	FY 2014 1st Quarter	FY 2015 1st Quarter	Fiscal Year Trend	FY 2015 October 31st YTD	
Net Income/(Use of Reserves) <i>(Amounts are in thousands)</i>	HSC	↑	\$6,630	\$2,417	\$1,927	\$4,855	\$3,758		\$2,257
	UNMMG	↑	\$4,048	\$1,203	\$2,456	(\$1,326)	\$3,392		\$3,257
	UNMH	↑	\$79	\$82	(\$4,819)	\$274	\$553		\$2,146
	SRMC	↑	NA	NA	\$5,407	(\$5,145)	\$62		\$72
Uncompensated Care <i>(Amounts are in thousands)</i>	UNMMG	↓	\$8,822	\$9,823	\$12,735	\$11,101	\$4,534		\$6,245
	UNMH	↓	\$38,428	\$43,037	\$48,105	\$49,555	\$34,633		\$44,510
	SRMC	↓	NA	NA	NA	\$2,243	\$1,697		\$2,015
Uncompensated Care as a Percentage of Total Patient Care	UNM HEALTH SYSTEM	↓	FY 2011 22%	FY 2012 24%	FY 2013 23%	FY 2014 21%	FY 2015 1st Quarter 14%		13%

**Health Sciences Center
Metrics (Preliminary and Unaudited)**




Benchmark	Expected	FY 2011 1st Quarter	FY 2012 1st Quarter	FY 2013 1st Quarter	FY 2014 1st Quarter	FY 2015 1st Quarter	Fiscal Year Trend	FY 2015 October 31st	
Days Cash on Hand									
Days of Expense in Discretionary Reserves Year End Benchmark - 10 Days	HSC	↑	13.96	13.28	7.39	5.93	11.54		11.20
ACMPE 30 Days *	UNMMG	↑	67.80	48.50	49.25	48.60	53.71		51.35
UHC 75 Days **	UNMH	↑	75.69	53.01	42.02	50.72	57.18		58.69
UHC 75 Days **	SRMC	↑	NA	NA	N/A	16.12	36.76		59.44

* American College of Medical Practice Executives

** University HealthSystem Consortium

Accounts Receivable Greater Than Ninety Days

(Amounts are in thousands)





HSC	↓	\$780 9%	\$1,380 13%	\$937 4%	\$217 3%	\$146 9%		\$48 3%
UNMMG	↓	\$3,746 14%	\$4,348 16%	\$3,415 13%	\$4,544 16%	\$9,768 22%		\$10,122 23%
UNMH***	↓	\$50,926 27%	\$57,457 27%	\$50,418 24%	\$53,251 26%	\$83,190 35%		\$84,437 32%
SRMC****	↓	NA	NA	NA	\$1,315 19%	\$559 9%		\$621 9%

*** UNMH Account Receivable Greater Than Ninety Days excludes liens

**** SRMC Account Receivable Greater Than Ninety Days reflects Net Accounts Receivable - all other receivables are shown at Gross

**Health Sciences Center
Metrics (Preliminary and Unaudited)**

(Amounts are in thousands)

	Expected	FY 2011 1st Quarter	FY 2012 1st Quarter	FY 2013 1st Quarter	FY 2014 1st Quarter	FY 2015 1st Quarter	Fiscal Year Trend	FY 2015 October 31st YTD
Proposals Submitted	↑	\$46,155	\$45,546	\$42,262	\$63,733	\$49,433		\$73,472
Awards	↑	\$53,813	\$38,114	\$31,225	\$45,039	\$52,153		\$64,180
Earned F&A	↑	\$5,551	\$5,337	\$5,211	\$5,349	\$5,104		\$7,510
Contract & Grant Expense <i>(Includes Cost Share, Program Income and F&A Expense)</i>	↑	\$27,976	\$27,917	\$31,726	\$28,724	\$28,873		\$41,109



UNIVERSITY OF NEW MEXICO HEALTH SCIENCES CENTER - University HSC Only*
2015 Fiscal Year-to-Date Summary through October 31, 2014 (Preliminary and Unaudited)
(In thousands)

* UNIVERSITY HSC ONLY INCLUDES: SOM, CON, COP, HSLIC, ADMIN, RESEARCH

	University HSC FY 2015 Re-Forecasted Budget 9/30/2014	University HSC FY 2015 YTD 10/31/2014 Actual	University HSC FY 2014 Year End Actual	University HSC FY 2015 YTD Actual to FY 2015 Re-Forecasted Budget Benchmark Rate (33%)	University HSC FY 2015 YTD Actual to FY 2014 Year End Actual Benchmark Rate (33%)
1 UNM MEDICAL GROUP REVENUES	120,457	41,005	106,656	34%	38%
2 UNM HOSPITALS REVENUES	140,089	46,371	136,977	33%	34%
3 SRMC REVENUES	20,331	6,363	16,024	31%	40%
4 TUITION AND FEES	15,189	7,871	14,806	52%	53%
5 CIGARETTE TAX APPROPRIATIONS	3,949	1,366	3,932	35%	35%
6 RPSP APPROPRIATIONS	19,690	6,563	17,902	33%	37%
7 I&G APPROPRIATIONS	64,907	21,636	61,566	33%	35%
8 I&G MAIN CAMPUS TRANSFERS	19,900	6,837	18,518	34%	37%
9 F&A REVENUES (OH RETURN)	21,500	7,510	22,595	35%	33%
10 HSC/UNM INTERNAL TRANSFERS	(3,837)	(1,263)	(6,229)	33%	20%
11 MILL LEVY	0	0	0	N/A	N/A
12 OTHER REVENUES	11,881	5,142	13,759	43%	37%
13 CONTRACT AND GRANT REVENUES	136,083	43,990	132,502	32%	33%
TOTAL REVENUES	570,138	193,390	539,008	34%	36%
14 TOTAL COMPENSATION EXPENSES	367,689	121,641	337,729	33%	36%
15 SUPPLIES/MEDICAL SUPPLIES	12,255	3,350	11,916	27%	28%
16 UNIVERSITY CLINICIANS PROGRAM	0	0	0	N/A	N/A
17 HOUSESTAFF	0	0	0	N/A	N/A
18 TRAVEL	5,540	1,596	4,700	29%	34%
19 STUDENT COSTS	3,415	664	2,422	19%	27%
20 PATIENT CARE COSTS	1,985	416	1,431	21%	29%
21 TELEPHONE/COMMUNICATION COSTS	2,106	742	2,257	35%	33%
22 PURCHASED SERVICES	23,972	9,917	26,891	41%	37%
23 OTHER MEDICAL SERVICES	0	0	0	N/A	N/A
24 SUB AWARDS/SERVICE CONTRACTS	536	310	1,134	58%	27%
25 O&M & LEASES	8,333	2,252	7,461	27%	30%
26 UTILITIES	4,831	1,647	4,801	34%	34%
27 DEPRECIATION	0	0	0	N/A	N/A
28 INTEREST EXPENSE	2,166	722	2,169	33%	33%
29 OTHER EXPENSES	4,898	1,104	2,958	23%	37%
30 CONTRACT AND GRANT EXPENSES	127,582	41,109	124,136	32%	33%
TOTAL EXPENSES	565,308	185,470	530,005	33%	35%
OPERATING NET MARGIN	4,830	7,919	9,003		
NON-RECURRING ITEMS					
31 CAPITAL EXPENDITURES	2,948	1,011	2,030	34%	50%
32 MEANINGFUL USE REVENUE	0	0	0	N/A	N/A
33 RETURN ON INVESTMENT - TRIWEST	0	0	0	N/A	N/A
34 USE OF UNMMG RESERVES	0	0	0	N/A	N/A
35 RECRUITMENT/STARTUP/SCHOLARSHIPS	6,180	1,916	6,225	31%	31%
36 NON-RECURRING TRANSFERS	170	2,736	4,440	1611%	62%
TOTAL NON-RECURRING ITEMS	9,297	5,663	12,695	61%	45%
NET INCOME/(USE OF RESERVES)	(4,467)	2,257	(3,692)		



UNIVERSITY OF NEW MEXICO HEALTH SCIENCES CENTER - UNM Hospitals Only
2015 Fiscal Year-to-Date Summary through October 31, 2014 (Preliminary and Unaudited)
(In thousands)

Clinical Operations

	UNM Hospitals FY 2015 Re-Forecasted Budget 9/30/2014	UNM Hospitals FY 2015 YTD 10/31/2014 Actual	UNM Hospitals FY 2014 Year End Actual	UNM Hospitals FY 2015 YTD Actual to FY 2015 Re-Forecasted Budget Benchmark Rate (33%)	UNM Hospitals FY 2015 YTD Actual to FY 2014 Year End Actual Benchmark Rate (33%)
1 UNM MEDICAL GROUP REVENUES	0	0	0	N/A	N/A
2 UNM HOSPITALS REVENUES	735,636	259,015	709,437	35%	37%
3 SRMC REVENUES	0	0	0	N/A	N/A
4 TUITION AND FEES	0	0	0	N/A	N/A
5 CIGARETTE TAX APPROPRIATIONS	0	0	0	N/A	N/A
6 RPSP APPROPRIATIONS	13,117	4,372	12,520	33%	35%
7 I&G APPROPRIATIONS	0	0	0	N/A	N/A
8 I&G MAIN CAMPUS TRANSFERS	0	0	0	N/A	N/A
9 F&A REVENUES (OH RETURN)	0	0	0	N/A	N/A
10 HSC/UNM INTERNAL TRANSFERS	0	0	0	N/A	N/A
11 MILL LEVY	92,780	30,927	92,020	33%	34%
12 OTHER REVENUES	8,512	2,988	8,768	35%	34%
13 CONTRACT AND GRANT REVENUES	21,165	7,276	17,863	34%	41%
TOTAL REVENUES	871,210	304,578	840,608	35%	36%
14 TOTAL COMPENSATION EXPENSES	435,169	148,053	408,780	34%	36%
15 SUPPLIES/MEDICAL SUPPLIES	143,385	49,395	141,923	34%	35%
16 UNIVERSITY CLINICIANS PROGRAM	61,512	23,989	59,387	39%	40%
17 HOUSESTAFF	28,316	9,608	25,933	34%	37%
18 TRAVEL	596	219	691	37%	32%
19 STUDENT COSTS	0	0	0	N/A	N/A
20 PATIENT CARE COSTS	35,579	12,121	46,357	34%	26%
21 TELEPHONE/COMMUNICATION COSTS	3,512	1,213	3,598	35%	34%
22 PURCHASED SERVICES	42,181	14,229	33,106	34%	43%
23 OTHER MEDICAL SERVICES	36,865	12,720	27,692	35%	46%
24 SUB AWARDS/SERVICE CONTRACTS	8,989	3,076	9,322	34%	33%
25 O&M & LEASES	16,004	5,545	16,498	35%	34%
26 UTILITIES	6,847	2,260	6,316	33%	36%
27 DEPRECIATION	30,684	11,698	31,831	38%	37%
28 INTEREST EXPENSE	7,404	2,468	7,567	33%	33%
29 OTHER EXPENSES	25,674	9,848	52,478	38%	19%
30 CONTRACT AND GRANT EXPENSES	0	0	0	N/A	N/A
TOTAL EXPENSES	882,718	306,442	871,479	35%	35%
OPERATING NET MARGIN	(11,508)	(1,864)	(30,871)		
NON-RECURRING ITEMS					
31 CAPITAL EXPENDITURES	0	0	0	N/A	N/A
32 MEANINGFUL USE REVENUE	0	0	0	N/A	N/A
33 RETURN ON INVESTMENT - TRIWEST	(11,932)	(4,010)	(39,873)	34%	10%
34 USE OF UNMMG RESERVES	0	0	0	N/A	N/A
35 RECRUITMENT/STARTUP/SCHOLARSHIPS	0	0	0	N/A	N/A
36 NON-RECURRING TRANSFERS	0	0	0	N/A	N/A
TOTAL NON-RECURRING ITEMS	(11,932)	(4,010)	(39,873)	34%	10%
NET INCOME/(USE OF RESERVES)	424	2,146	9,002		



UNIVERSITY OF NEW MEXICO HEALTH SCIENCES CENTER - UNMMG Only
2015 Fiscal Year-to-Date Summary through October 31, 2014 (Preliminary and Unaudited)
(In thousands)

Clinical Operations

	UNMMG FY 2015 Re-Forecasted Budget 9/30/2014	UNMMG FY 2015 YTD 10/31/2014 Actual	UNMMG FY 2014 Year End Actual	UNMMG FY 2015 YTD Actual to FY 2015 Re-Forecasted Budget Benchmark Rate (33%)	UNMMG FY 2015 YTD Actual to FY 2014 Year End Actual Benchmark Rate (33%)
1 UNM MEDICAL GROUP REVENUES	180,462	63,748	162,835	35%	39%
2 UNM HOSPITALS REVENUES	0	0	0	N/A	N/A
3 SRMC REVENUES	0	0	0	N/A	N/A
4 TUITION AND FEES	0	0	0	N/A	N/A
5 CIGARETTE TAX APPROPRIATIONS	0	0	0	N/A	N/A
6 RPSA APPROPRIATIONS	815	271	815	33%	33%
7 I&G APPROPRIATIONS	0	0	0	N/A	N/A
8 I&G MAIN CAMPUS TRANSFERS	0	0	0	N/A	N/A
9 F&A REVENUES (OH RETURN)	0	0	0	N/A	N/A
10 HSC/UNM INTERNAL TRANSFERS	0	0	0	N/A	N/A
11 MILL LEVY	0	0	0	N/A	N/A
12 OTHER REVENUES	7,928	876	3,546	11%	25%
13 CONTRACT AND GRANT REVENUES	0	0	0	N/A	N/A
TOTAL REVENUES	189,205	64,895	167,196	34%	39%
14 TOTAL COMPENSATION EXPENSES	20,470	5,636	15,533	28%	36%
15 SUPPLIES/MEDICAL SUPPLIES	0	0	0	N/A	N/A
16 UNIVERSITY CLINICIANS PROGRAM	0	0	0	N/A	N/A
17 HOUSESTAFF	0	0	0	N/A	N/A
18 TRAVEL	0	0	0	N/A	N/A
19 STUDENT COSTS	0	0	0	N/A	N/A
20 PATIENT CARE COSTS	25,427	8,119	19,065	32%	43%
21 TELEPHONE/COMMUNICATION COSTS	0	0	0	N/A	N/A
22 PURCHASED SERVICES	134,131	43,115	115,568	32%	37%
23 OTHER MEDICAL SERVICES	0	0	0	N/A	N/A
24 SUB AWARDS/SERVICE CONTRACTS	0	0	0	N/A	N/A
25 O&M & LEASES	834	162	429	19%	38%
26 UTILITIES	0	0	0	N/A	N/A
27 DEPRECIATION	404	120	393	30%	31%
28 INTEREST EXPENSE	0	0	0	N/A	N/A
29 OTHER EXPENSES	3,899	2,023	5,614	52%	36%
30 CONTRACT AND GRANT EXPENSES	0	0	0	N/A	N/A
TOTAL EXPENSES	185,164	59,175	156,602	32%	38%
OPERATING NET MARGIN	4,040	5,719	10,594		
NON-RECURRING ITEMS					
31 CAPITAL EXPENDITURES	0	0	0	N/A	N/A
32 MEANINGFUL USE REVENUE	0	0	(120)	N/A	0%
33 RETURN ON INVESTMENT - TRIWEST	0	0	0	N/A	N/A
34 USE OF UNMMG RESERVES	4,000	2,462	11,455	62%	21%
35 RECRUITMENT/STARTUP/SCHOLARSHIPS	0	0	0	N/A	N/A
36 NON-RECURRING TRANSFERS	0	0	0	N/A	N/A
TOTAL NON-RECURRING ITEMS	4,000	2,462	11,335	62%	22%
NET INCOME/(USE OF RESERVES)	40	3,257	(741)		



UNIVERSITY OF NEW MEXICO HEALTH SCIENCES CENTER - SRMC Only
2015 Fiscal Year-to-Date Summary through October 31, 2014 (Preliminary and Unaudited)
(In thousands)

Clinical Operations

	SRMC FY 2015 Re-Forecasted Budget 9/30/2014	SRMC FY 2015 YTD 10/31/2014 Actual	SRMC FY 2014 Year End Actual	SRMC FY 2015 YTD Actual to FY 2015 Re-Forecasted Budget Benchmark Rate (33%)	SRMC FY 2015 YTD Actual to FY 2014 Year End Actual Benchmark Rate (33%)
1 UNM MEDICAL GROUP REVENUES	0	0	0	N/A	N/A
2 UNM HOSPITALS REVENUES	0	0	0	N/A	N/A
3 SRMC REVENUES	74,414	22,607	53,651	30%	42%
4 TUITION AND FEES	0	0	0	N/A	N/A
5 CIGARETTE TAX APPROPRIATIONS	0	0	0	N/A	N/A
6 RPSP APPROPRIATIONS	0	0	0	N/A	N/A
7 I&G APPROPRIATIONS	0	0	0	N/A	N/A
8 I&G MAIN CAMPUS TRANSFERS	0	0	0	N/A	N/A
9 F&A REVENUES (OH RETURN)	0	0	0	N/A	N/A
10 HSC/UNM INTERNAL TRANSFERS	0	0	0	N/A	N/A
11 MILL LEVY	5,592	1,864	7,983	33%	23%
12 OTHER REVENUES	551	170	441	31%	39%
13 CONTRACT AND GRANT REVENUES	233	59	0	25%	N/A
TOTAL REVENUES	80,790	24,700	62,075	31%	40%
14 TOTAL COMPENSATION EXPENSES	35,548	10,143	25,732	29%	39%
15 SUPPLIES/MEDICAL SUPPLIES	16,605	5,242	12,044	32%	44%
16 UNIVERSITY CLINICIANS PROGRAM	0	0	0	N/A	N/A
17 HOUSESTAFF	208	68	117	33%	58%
18 TRAVEL	13	4	20	31%	20%
19 STUDENT COSTS	0	0	0	N/A	N/A
20 PATIENT CARE COSTS	4,813	1,333	4,346	28%	31%
21 TELEPHONE/COMMUNICATION COSTS	80	27	85	33%	31%
22 PURCHASED SERVICES	3,057	1,001	3,902	33%	26%
23 OTHER MEDICAL SERVICES	406	233	369	57%	63%
24 SUB AWARDS/SERVICE CONTRACTS	1,598	567	1,377	35%	41%
25 O&M & LEASES	894	271	621	30%	44%
26 UTILITIES	901	291	785	32%	37%
27 DEPRECIATION	9,304	3,146	9,112	34%	35%
28 INTEREST EXPENSE	4,443	1,370	4,090	31%	33%
29 OTHER EXPENSES	2,845	932	2,040	33%	46%
30 CONTRACT AND GRANT EXPENSES	0	0	0	N/A	N/A
TOTAL EXPENSES	80,716	24,628	64,640	31%	38%
OPERATING NET MARGIN	74	72	(2,565)		
NON-RECURRING ITEMS					
31 CAPITAL EXPENDITURES	0	0	0	N/A	N/A
32 MEANINGFUL USE REVENUE	0	0	0	N/A	N/A
33 RETURN ON INVESTMENT - TRIWEST	0	0	0	N/A	N/A
34 USE OF UNMMG RESERVES	0	0	0	N/A	N/A
35 RECRUITMENT/STARTUP/SCHOLARSHIPS	0	0	0	N/A	N/A
36 NON-RECURRING TRANSFERS	0	0	0	N/A	N/A
TOTAL NON-RECURRING ITEMS	0	0	0	N/A	N/A
NET INCOME/(USE OF RESERVES)	74	72	(2,565)		



UNIVERSITY OF NEW MEXICO HEALTH SCIENCES CENTER - Consolidated HSC
2015 Fiscal Year-to-Date Summary through October 31, 2014 (Preliminary and Unaudited)
(In thousands)

Clinical and Academic Operations

	Consolidated HSC FY 2015 Re-Forecasted Budget 9/30/2014	Consolidated HSC FY 2015 YTD 10/31/2014 Actual	Consolidated HSC FY 2014 Year End Actual	Consolidated HSC FY 2015 YTD Actual to FY 2015 Re-Forecasted Budget Benchmark Rate (33%)	Consolidated HSC FY 2015 YTD Actual to FY 2014 Year End Actual Benchmark Rate (33%)
1 UNM MEDICAL GROUP REVENUES	300,919	104,753	269,491	35%	39%
2 UNM HOSPITALS REVENUES	875,725	305,386	846,414	35%	36%
3 SRMC REVENUES	94,745	28,969	69,675	31%	42%
4 TUITION AND FEES	15,189	7,871	14,806	52%	53%
5 CIGARETTE TAX APPROPRIATIONS	3,949	1,366	3,932	35%	35%
6 RPSP APPROPRIATIONS	33,622	11,207	31,237	33%	36%
7 I&G APPROPRIATIONS	64,907	21,636	61,566	33%	35%
8 I&G MAIN CAMPUS TRANSFERS	19,900	6,837	18,518	34%	37%
9 F&A REVENUES (OH RETURN)	21,500	7,510	22,595	35%	33%
10 HSC/UNM INTERNAL TRANSFERS	(3,837)	(1,263)	(6,229)	33%	20%
11 MILL LEVY	98,372	32,791	100,003	33%	33%
12 OTHER REVENUES	28,871	9,176	26,514	32%	35%
13 CONTRACT AND GRANT REVENUES	157,481	51,324	150,365	33%	34%
TOTAL REVENUES	1,711,343	587,562	1,608,887	34%	37%
14 TOTAL COMPENSATION EXPENSES	858,875	285,472	787,774	33%	36%
15 SUPPLIES/MEDICAL SUPPLIES	172,246	57,987	165,883	34%	35%
16 UNIVERSITY CLINICIANS PROGRAM	61,512	23,989	59,387	39%	40%
17 HOUSESTAFF	28,524	9,676	26,050	34%	37%
18 TRAVEL	6,149	1,819	5,411	30%	34%
19 STUDENT COSTS	3,415	664	2,422	19%	27%
20 PATIENT CARE COSTS	67,804	21,989	71,199	32%	31%
21 TELEPHONE/COMMUNICATION COSTS	5,698	1,982	5,940	35%	33%
22 PURCHASED SERVICES	203,340	68,262	179,467	34%	38%
23 OTHER MEDICAL SERVICES	37,272	12,953	28,061	35%	46%
24 SUB AWARDS/SERVICE CONTRACTS	11,124	3,953	11,833	36%	33%
25 O&M & LEASES	26,064	8,230	25,009	32%	33%
26 UTILITIES	12,580	4,199	11,902	33%	35%
27 DEPRECIATION	40,392	14,964	41,336	37%	36%
28 INTEREST EXPENSE	14,013	4,560	13,826	33%	33%
29 OTHER EXPENSES	37,316	13,907	63,090	37%	22%
30 CONTRACT AND GRANT EXPENSES	127,582	41,109	124,136	32%	33%
TOTAL EXPENSES	1,713,905	575,715	1,622,726	34%	35%
OPERATING NET MARGIN	(2,563)	11,847	(13,839)		
NON-RECURRING ITEMS					
31 CAPITAL EXPENDITURES	2,948	1,011	2,030	34%	50%
32 MEANINGFUL USE REVENUE	0	0	(120)	N/A	0%
33 RETURN ON INVESTMENT - TRIWEST	(11,932)	(4,010)	(39,873)	34%	10%
34 USE OF UNMMG RESERVES	4,000	2,462	11,455	62%	21%
35 RECRUITMENT/STARTUP/SCHOLARSHIPS	6,180	1,916	6,225	31%	31%
36 NON-RECURRING TRANSFERS	170	2,736	4,440	1611%	62%
TOTAL NON-RECURRING ITEMS	1,366	4,115	(15,843)	301%	-26%
NET INCOME/(USE OF RESERVES)	(3,928)	7,732	2,004		

GLOSSARY OF REPORT CATEGORIES

FINANCIAL STATEMENT CATEGORY		UNM	UNMMG	UNM Hospitals	SRMC
1	UNM MEDICAL GROUP REVENUES	Clinical revenue primarily based on Physician or Provider efforts and collection through UNMMG	Net patient services revenue including SCI & UPL from UNMMG Clinical operations	N/A	N/A
2	UNM HOSPITALS REVENUES	Revenue from University Hospital to the School of Medicine	N/A	Hospital facility revenue based on patient billings by UNMH	N/A
3	SRMC REVENUES	Revenue from SRMC to the School of Medicine	N/A	N/A	Hospital facility revenue based on patient billings by SRMC
4	TUITION AND FEES	Tuition & Fees, including tuition differentials	N/A	N/A	N/A
5	CIGARETTE TAX APPROPRIATIONS	Revenues received from the State as a calculated portion of Tax Revenue on the sale of tobacco products for use in Cancer Research	N/A	N/A	N/A
6	RPSP APPROPRIATIONS	Revenue received for current operations made available to UNM by act of NM State Legislature on an annual basis for Research, Public Service and Independent Operations	N/A	Revenue received for current operations made available to UNMH by act of NM State Legislature on an annual basis for Research, Public Service and Independent Operations	N/A
7	I&G APPROPRIATIONS	Revenue received for current operations made available to UNM by act of NM State Legislature on an annual basis for I&G operations	N/A	N/A	N/A
8	I&G MAIN CAMPUS TRANSFERS	Partial transfer of tuition and formula workload generated by Nursing, Pharmacy and SOM	N/A	N/A	N/A
9	F & A REVENUES (OH RETURN)	Revenue from recovery of indirect costs (F&A) incurred by a Contract or Grant also known as overhead return	N/A	N/A	N/A
10	HSC/UNM INTERNAL TRANSFERS	All transfers to/from HSC Unrestricted Funds excluding the I&G Main Campus Transfer and Transfers for Debt Service	N/A	N/A	N/A
11	MILL LEVY	N/A	N/A	Mil levy taxes collected on behalf of the Bernalillo County Treasurer and remitted to UNMH as required by the Hospital Funding Act.	Mil levy taxes collected on behalf of the Sandoval County Treasurer and remitted to SRMC as required by the Hospital Funding Act.
12	OTHER REVENUES	All other Revenues - not contained in any other category - Sales & Services (not Internal Service Center P18 sales), Gains on Sponsored Projects, Gifts, Endowment Spending Distributions, Investment Income, etc.	Other operating revenues	All other revenues not contained in any other category: Investment income, equity loss in Tricare, donated revenue, gain/loss on sale of assets, food, nutrition, catering & vending revenue, medical records revenue, rent revenue, all other non-operating revenue	All other revenues not contained in any other category: Investment income, donated revenue, gain/loss on sale of assets, food, nutrition, catering & vending revenue, medical records revenue, rent revenue, all other non-operating revenue
13	CONTRACT AND GRANT REVENUES	All Restricted Funds Revenue and Unrestricted Contract Revenue for example VA contracts	N/A	Revenue associated with restricted and unrestricted contracts and grants	N/A
14	TOTAL COMPENSATION EXPENSES	Salary, wages & benefits	Salaries and benefits considered to be operating and certain clinical expenses of UNMMG	Salary, wages & benefits	Salary, wages & benefits

GLOSSARY OF REPORT CATEGORIES

FINANCIAL STATEMENT CATEGORY		UNM	UNMMG	UNM Hospitals	SRMC
15	SUPPLIES/MEDICAL SUPPLIES	Office supplies, computer supplies, dues & memberships, postage charges, recruitment expenses, non capital equipment, computers, food, lab supplies, uniforms, training materials, etc.	N/A	Medical supplies for: lab, radiology, blood, pharmaceuticals, biologics, implantable devices, office supplies, computer supplies, photocopy expense, forms, linen, food, uniforms, and training materials.	Medical supplies for: lab, radiology, blood, pharmaceuticals, biologics, implantable devices, office supplies, computer supplies, photocopy expense, forms, linen, food, uniforms, and training materials.
16	UNIVERSITY CLINICIANS PROGRAM	N/A	N/A	Special clinician program to support SOM	Special clinician program to support SOM
17	HOUSESTAFF	N/A	N/A	Reimbursement of patient care services provided by residents who are employed by SOM.	Reimbursement of patient care services provided by SOM through UNMMG.
18	TRAVEL	Travel - in state, out of state, foreign, business meals, rental vehicles, new employee moving expenses, vehicle fuel etc.	N/A	Travel - in state, out of state, business meals, rental vehicles, flights, ground transportation, vehicle fuel etc.	Travel - in state, out of state, business meals, rental vehicles, flights, ground transportation, vehicle fuel etc.
19	STUDENT COSTS	Student tuition/fee expense, student travel, scholarships/fellowships, housing, insurance for students, student awards, etc.	N/A	N/A	N/A
20	PATIENT CARE COSTS	Patient Care costs for inpatient, outpatient care & lab, pharmacy and x-ray services for patients	Patient Care costs for inpatient, outpatient care & lab, pharmacy and x-ray services for patients	Patient Care costs for inpatient, outpatient care including Tricore laboratory expense, OR instruments, NM Insurance pool premiums, kidney acquisition, step down care (snf) for IV dependent patients, radiation oncology and patient assistance	Patient Care costs for inpatient, outpatient care including Tricore laboratory expense, OR instruments, NM Insurance pool premiums, kidney acquisition, step down care (snf) for IV dependent patients, radiation oncology and patient assistance
21	TELEPHONE/COMMUNICATION COSTS	Telephone, voicemail, cellular, long distance, paging and data networking charges	N/A	Telephone, voicemail, cellular, long distance, paging and data networking charges	Telephone, voicemail, cellular, long distance, paging and data networking charges
22	PURCHASED SERVICES	Alarm fees, internet fees, architectural services, auditing services, printing/copying/binding fees, conference/event fees, honoraria, insurance charges (general liability, professional liability), legal services, electronic journals & books, consultant fees, etc.	Includes payment to UNM SOM for physician and other provider services	Recruitment, professional, legal, auditing, consulting fees, promotional/graphics, IT Hosting Center, Siemens and PACS, safety and risk services, equifax, laundry, malpractice and liability insurance, etc.	Recruitment, professional, legal, auditing, consulting fees, promotional/graphics, IT Hosting Center, Siemens and PACS, safety and risk services, equifax, laundry, malpractice and liability insurance, etc.
23	OTHER MEDICAL SERVICES	N/A	N/A	Pathology contract, physician services, Executive Medical Directors, Medical Directors, dialysis services for UNM Care patients, OMI MOU, Adult Infusion net	Physician services
24	SUB AWARDS/SERVICE CONTRACTS	Unrestricted Sub Awards, Gain/Loss on Unrestricted Projects	N/A	All service contracts	All service contracts
25	O&M & LEASES	Plant maintenance and repairs, equipment repairs and maintenance, property insurance, auto insurance, facility rent expense	Building maintenance and repairs, equipment repairs and maintenance, repair parts, equipment rent, property insurance, auto insurance, facility rent expense, and housekeeping supplies	Building maintenance and repairs, equipment repairs and maintenance, repair parts, equipment rent, property insurance, auto insurance, facility rent expense, and housekeeping supplies	Building maintenance and repairs, equipment repairs and maintenance, repair parts, equipment rent, property insurance, auto insurance, facility rent expense, and housekeeping supplies
26	UTILITIES	Natural gas, electricity, steam, sewer, water, chilled water	N/A	Natural gas, electricity, steam, sewer, water, chilled water	Natural gas, electricity, steam, sewer, water, chilled water

GLOSSARY OF REPORT CATEGORIES

FINANCIAL STATEMENT CATEGORY		UNM	UNMMG	UNM Hospitals	SRMC
27	DEPRECIATION	N/A	The annual amortization for the furniture and equipment.	The annual amortization for the capital outlay associated with building, building improvement, fixed and moveable equipment which is based on the estimated useful lives of the assets as determined by the AHA "Estimated useful lives of Depreciable Hospital Assets".	The annual amortization for the capital outlay associated with building, building improvement, fixed and moveable equipment which is based on the estimated useful lives of the assets as determined by the AHA "Estimated useful lives of Depreciable Hospital Assets".
28	INTEREST EXPENSE	Transfers to cover debt service	N/A	Interest expense associated with the series 2004 FHA Insured Hospital Mortgage Revenue Bonds.	SRMC receives subsidy payments related to interest payments under the federal Build America Bond program. Under the program SRMC applies for subsidy funds commensurate with each bond payment, so the application for the subsidy is made semiannually. Also includes interest expense on the Series A & B Bonds.
29	OTHER EXPENSES	Banking fees, cost of goods sold, research costs, royalties, bad debt expense, other operating costs, Banner tax, etc.	Billings & collections expenses and other operating expenses of UNMMG	Programming, application, software and maintenance expenses, non capital equipment (less than \$5k), signs, dues & memberships, freight, postage, subscriptions, licenses/permits, Gap Tax, Intergovernmental Transfers for the SCI and IME, bond issuance costs, capital initiatives and other non-operating expenses.	Programming, application, software and maintenance expenses, non capital equipment (less than \$5k), signs, dues & memberships, freight, postage, subscriptions, licenses/permits, Gap Tax, Intergovernmental Transfers for the SCI and IME, bond issuance costs, capital initiatives and other non-operating expenses.
30	CONTRACT AND GRANT EXPENSES	All Restricted Funds Expense and Unrestricted Contract Expense for example VA contracts	N/A	N/A	N/A
31	CAPITAL EXPENDITURES	Equipment/furniture >\$5,000, Computer hardware, library acquisitions, etc.	N/A	N/A	N/A
32	MEANINGFUL USE REVENUE	N/A	Medicare and Medicaid programs provide incentive payments for hospital and physicians that make meaningful use of certified electronic health record technology.	Medicare and Medicaid programs provide incentive payments for hospital and physicians that make meaningful use of certified electronic health record technology.	N/A
33	RETURN ON INVESTMENT - TRIWEST	NA	NA	Dividend payments from investment in TriWest	NA
34	USE OF UNMMG RESERVES	N/A	To fund and support the mission of the Health Sciences Center.	N/A	N/A
35	RECRUITMENT/STARTUP/SCHOLARSHIPS	Chair and Startup Packages, Dean's Scholars/Professorships, and Recruitment Costs	N/A	N/A	N/A
36	NON-RECURRING TRANSFERS	Transfers from current unrestricted funds to plant funds or any other non-recurring transfers	N/A	N/A	N/A



UNIVERSITY OF NEW MEXICO HEALTH SCIENCES CENTER
Balance Sheet for the Health Sciences Center
2015 Fiscal Year as of October 31, 2014 (Preliminary and Unaudited)
(In thousands)

	University HSC	UNM Hospitals	UNMMG	SRMC
ASSETS				
1 Cash and cash equivalents	13,608	139,164	24,717	9,544
2 Marketable securities	19,917	34,070	-	-
Receivables:		-		
3 Patient, net	1,220	89,538	29,043	6,473
4 Receivable from Affiliates	67,372	6,393	4,677	131
5 Estimated third party payor settlements	-	19,789	-	2,943
6 County Treasurer	-	29,722	-	1,765
7 Contracts, Grants and Other	9,324	7,395	-	672
8 Other	7,335	16,502	611	2,715
Total Current Assets	<u>118,776</u>	<u>342,573</u>	<u>59,048</u>	<u>24,243</u>
Assets whose use is limited:				
9 Held by trustee for debt service & other	-	41,064	-	8,198
10 By UNM Hospital Board of Trustees	-	21,211	-	-
11 Board and Other Designated Assets	126,776	-	21,511	-
12 Endowments	108,167	-	-	-
13 Capital Assets, net of depreciation	267,115	240,066	2,901	127,464
TOTAL ASSETS	<u>620,834</u>	<u>644,914</u>	<u>83,460</u>	<u>159,905</u>
LIABILITIES				
14 Accounts Payable	4,385	57,679	4,310	4,318
15 Other accrued liabilities	39,261	33,913	-	2,362
16 Payable to Affiliates	881	46,913	29,639	1,140
17 Bonds payable - current	922	5,240	-	1,635
18 Interest payable bonds	518	2,562	-	2,044
19 Estimated third party payor settlements	-	23,121	-	-
20 Bonds payable - non current	17,681	151,465	-	131,880
21 Other liabilities - non current	24,914	7,795	-	-
22 Sponsored Project and Other Deferred Revenue	12,687	-	-	-
TOTAL LIABILITIES	<u>101,249</u>	<u>328,688</u>	<u>33,949</u>	<u>143,379</u>
NET POSITION				
23 Restricted - expendable grants, bequests and contributions	109,662	14,874	-	61
24 Restricted - trust indenture and debt agreement	-	27,551	21,511	7,920
25 Committed and Dedicated agreements	145,788	-	-	-
26 Discretionary Reserve	15,623	177,480	25,099	8,545
27 Assets invested in Capital, net of related debt	248,512	96,321	2,901	-
TOTAL NET POSITION	<u>519,585</u>	<u>316,226</u>	<u>49,511</u>	<u>16,526</u>
Current Ratio	2.58	2.02	1.74	3.10
Days Cash on Hand	N/A	58.69	51.35	59.44



UNIVERSITY OF NEW MEXICO HEALTH SCIENCES CENTER
Glossary of Report Categories

	University HSC	UNM Hospitals	UNMMG	SRMC
--	----------------	---------------	-------	------

ASSETS

1	Cash and cash equivalents	Funds on deposit with Financial Institution with UNM	Funds on deposit with Financial Institution	Funds on deposit with Financial Institution	Funds on deposit with Financial Institution, plus the remaining balance of the \$46m
2	Marketable securities	Funds invested in securities in accordance with UNM Investment policy	Funds invested in US Treasury	N/A	N/A
3	Patient, net	Pediatric/Newborn Transport Services, net of estimated contractual allowances and estimated bad debt	Patient Receivable after adjustments for discounts and allowances	Patient Receivable for care provided by UNM SOM facility and other practitioners, net of estimated contractual allowances and estimated bad debt	Patient Receivable for facility costs, net of estimated contractual allowances and estimated bad debt
4	Receivable from Affiliates	Related Party Receivables for goods or services provided to UNM Hospitals, UNMMG and SRMC	Related Party Receivable from University HSC and SRMC	Related Party Receivable for negative arbitrage for SRMC	Related Party Receivable from UNMMG and UNMH
5	Estimated third party payor settlements	N/A	Accounts Receivable for IME/GME /DSH	N/A	
6	County Treasurer	N/A	Bernalillo County Mil Levy Receivable	N/A	Sandoval County Mil Levy Receivable
7	Contracts, Grants and Other	Sponsored project receivables and other services invoiced by UNM such as OMI, Resident Physician contracts, etc.	Accounts Receivable from Contracts/UNM MG/Special Billing/Investments	N/A	Other receivable balances. As of year end, a receivable was recorded for the insurance proceeds associated with the damage in the OR due to the flood
8	Other	Prepaid contractual obligations, such as library subscription services and maintenance contacts	Prepaid Expense and Inventory	Pharmacy Inventory	Prepaid Expense and Inventory
9	Held by trustee for debt service & other	N/A	Debt/Mortgage reserve funds to include collateral and intangible assets	N/A	Funds held in Trustee Accounts, Mortgage reserve funds, bond debt service accounts
10	By UNM Hospital Clinical Operations Board	N/A	Investment in TriWest/Tricore Reference Laboratory	N/A	N/A



UNIVERSITY OF NEW MEXICO HEALTH SCIENCES CENTER
Glossary of Report Categories

	University HSC	UNM Hospitals	UNMMG	SRMC
--	----------------	---------------	-------	------

11 Board and Other Designated Assets	Funds dedicated to UNM Hospitals Capital Initiatives and unexpended plant funds	N/A	Department, SOM Investment in UNMMG and Quality Reserves	The original bond proceeds were used to purchase GNMA's which collateralize the mortgage with Prudential
12 Endowments	Balance of endowed corpus funds generating revenue according to donor intent	N/A	N/A	N/A
13 Capital Assets, net of depreciation	Property, Plant and Equipment	Land, Property, Plant and Equipment	Furniture and Equipment	Land, Property, Plant and Equipment

LIABILITIES

14 Accounts Payable	Unpaid balances owed to vendors for goods and services; amounts owed to employees for expense reimbursements	Amount owed to creditors	Unpaid balances owed to vendors for goods and services; accrued payroll and other payroll benefits and taxes	Unpaid balances owed to vendors for goods and services
15 Other accrued liabilities	Payroll withholding liabilities and estimated value of compensated absences	Accrued liabilities to include payroll, compensated benefit, and Incurred but not Recognized (IBNR) State Coverage Insurance	N/A	Accrued liabilities to include payroll, compensated benefits and other payroll benefits and taxes
16 Payable to Affiliates	Unpaid balances for services provided by UNM Hospitals, and UNMMG	Unpaid balances for services provided by University HSC	Unpaid balances for services provided by University HSC for purchased services, special arrangements, and indigent distribution	Unpaid balances for services provided by University HSC, UNMMG and UNMH
17 Bonds payable - current	Debt service payment that will be due within the next twelve months	Series 2004 Bonds payable in next year - FHA Insured Hospital Mortgage Revenue Bonds	N/A	Debt service payment that will be due within the next twelve months
18 Interest payable bonds	Interest Payable on outstanding debt	Interest Payable Series 2004 Bonds (FHA Insured Hospital Mortgage Revenue Bonds)	N/A	Interest Payable on Bonds
19 Estimated third party payor settlements	N/A	Medicare/Medicaid Settlements	N/A	N/A
20 Bonds payable - non current	Outstanding balance due in the long-term for bond funding	Series Bonds Payable in the long-term (FHA Insured Hospital Mortgage Revenue Bonds)	N/A	Outstanding balance due in the long-term for FHA Insured Hospital Revenue Bonds



UNIVERSITY OF NEW MEXICO HEALTH SCIENCES CENTER
Glossary of Report Categories

	University HSC	UNM Hospitals	UNMMG	SRMC
21 Other liabilities - non current	Estimated future cost associated with Other Post Retirement Benefits (OPEB) and self-funded health insurance plan	Estimated future cost associated with Other Post Employment Benefits (OPEB) and bond premiums	N/A	The balance of the mortgage payable
22 Sponsored Project and Other Deferred Revenue	Prepaid contract and grant revenue, tuition, and other prepaid student fees	N/A	N/A	N/A
NET POSITION				
23 Restricted - expendable grants, bequests and contributions	Restricted monies used in accordance with donor intent, contracts and bequests	Restricted monies used in accordance with donor intent, contracts and bequests	N/A	Restricted monies used in accordance with donor intent, contracts and bequests
24 Restricted - trust indenture and debt agreement	N/A	Restricted monies for Debt Service, Collateral, and Mortgage Reserve	N/A	Restricted monies for Mortgage reserve, Bond Debt Service
25 Committed and Dedicated agreements	Funds that have been committed for future expenditures. Dedicated funds have a clear focused purposed with for specific use.	N/A	Department, SOM Investment in UNMMG and Quality Fund Balances	N/A
26 Discretionary Reserve	Remaining fund balance after accounting for all restricted, committed and dedicated funds	Chief operating fund for all financial resources except those accounted for in another fund	Other operating reserves	Chief operating fund for all financial resources except those accounted for in another fund
27 Assets invested in Capital, net of related debt	Property, Plant and Equipment after adjustment for related bond debt	Property, Plant and Equipment after adjustment for related bond debt	Furniture and Equipment after adjustment for related bond debt	Property, Plant and Equipment after adjustment for related bond debt