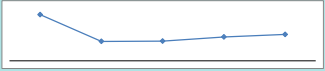
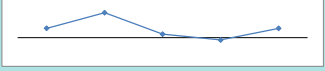

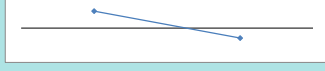

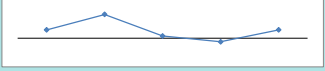




**Health Sciences Center
Metrics (Preliminary and Unaudited)**

Benchmark	Expected	FY 2010 2nd Quarter YTD	FY 2011 2nd Quarter YTD	FY 2012 2nd Quarter YTD	FY 2013 2nd Quarter YTD	FY 2014 2nd Quarter YTD	Fiscal Year Trend	FY 2014 February 28th YTD	
Approximate Cash Flow/(Use) from Operations * <i>(Amounts are in thousands)</i>	HSC	↑	\$8,793	\$3,718	\$3,767	\$4,557	\$5,039		\$7,945
	UNMMG	↑	\$1,984	\$5,325	\$730	(\$525)	\$1,971		\$6,238
	UNMH	↑	\$15,140	\$17,731	\$17,513	\$12,411	\$17,125		\$22,478
	SRMC	↑	NA	NA	NA	\$1,142	(\$664)		\$744

* Approximate Cash Flow/(Use) from Operations = Operating Net Margin plus Depreciation Expense

Operating Net Margin <i>(Amounts are in thousands)</i>	HSC	↑	\$8,793	\$3,718	\$3,767	\$4,557	\$5,039		\$7,945
	UNMMG	↑	\$1,780	\$5,078	\$448	(\$793)	\$1,768		\$5,965
	UNMH	↑	(\$1,056)	\$317	\$650	(\$3,651)	\$1,372		\$1,419
	SRMC	↑	NA	NA	NA	(\$2,226)	(\$5,112)		(\$5,216)

**Health Sciences Center
Metrics (Preliminary and Unaudited)**

Benchmark	Expected	FY 2010	FY 2011	FY 2012	FY 2013	FY 2014	Fiscal Year Trend	FY 2014	
		2nd Quarter YTD	2nd Quarter YTD	2nd Quarter YTD	2nd Quarter YTD	2nd Quarter YTD		February 28th YTD	
Net Income/(Use of Reserves) <i>(Amounts are in thousands)</i>	HSC	↑	\$2,609	(\$1,097)	(\$1,371)	(\$1,180)	\$710		\$2,015
	UNMMG	↑	\$1,280	\$5,078	(\$226)	\$864	(\$4,144)		(\$1,335)
	UNMH	↑	(\$1,056)	\$317	\$647	(\$3,481)	\$1,372		\$1,419
	SRMC	↑	NA	NA	NA	(\$2,226)	(\$5,112)		(\$5,216)
Uncompensated Care <i>(Amounts are in thousands)</i>	UNMMG & UNMCC	↓	\$15,480	\$18,991	\$18,280	\$23,423	\$21,261		\$28,930
	UNMH	↓	\$72,081	\$81,828	\$82,647	\$94,331	\$102,164		\$126,142
	SRMC	↓	NA	NA	NA	\$187	\$5,577		\$9,031

**Health Sciences Center
Metrics (Preliminary and Unaudited)**

Benchmark	Expected	FY 2010 2nd Quarter	FY 2011 2nd Quarter	FY 2012 2nd Quarter	FY 2013 2nd Quarter	FY 2014 2nd Quarter	Fiscal Year Trend	FY 2014 February 28th
Days Cash on Hand Days of Expense in Discretionary Reserves Year End Benchmark - 10 Days	HSC ↑	NA	13.96	13.28	7.39	5.93		5.93
ACMPE 30 Days *	UNMMG ↑	37.30	45.50	16.20	35.90	45.30		41.68
UHC 75 Days **	UNMH ↑	45.34	63.43	50.96	46.41	46.86		53.06
UHC 75 Days **	SRMC ↑	NA	NA	NA	NA	16.25		26.69

* American College of Medical Practice Executives

** University HealthSystem Consortium

Accounts Receivable Greater Than Ninety Days

(Amounts are in thousands)





HSC ↓	\$1,116 9%	\$1,931 13%	\$2,367 25%	\$764 6%	\$894 7%		\$702 10%
UNMMG ↓	\$4,912 18%	\$3,368 14%	\$5,826 20%	\$4,466 16%	\$5,728 21%		\$6,180 17%
UNMH*** ↓	\$44,747 28%	\$63,020 28%	\$52,470 28%	\$48,061 24%	\$64,069 28%		\$64,514 27%
SRMC**** ↓	NA	NA	NA	NA	\$1,251 27%		\$948 15%

*** UNMH Account Receivable Greater Than Ninety Days excludes liens

**** SRMC Account Receivable Greater Than Ninety Days reflects Net Accounts Receivable - all other receivables are shown at Gross

**Health Sciences Center
Metrics (Preliminary and Unaudited)**

(Amounts are in thousands)

	Expected	FY 2010 2nd Quarter YTD	FY 2011 2nd Quarter YTD	FY 2012 2nd Quarter YTD	FY 2013 2nd Quarter YTD	FY 2014 2nd Quarter YTD	Fiscal Year Trend	FY 2014 February 28th YTD
Proposals Submitted	↑	\$103,234	\$98,221	\$88,644	\$101,386	\$107,012		\$186,229
Awards	↑	\$61,755	\$85,599	\$69,091	\$71,338	\$67,626		\$80,522
Earned F&A	↑	\$10,148	\$11,414	\$11,109	\$10,142	\$10,664		\$14,508
Contract & Grant Expense <i>(Includes Cost Share, Program Income and F&A Expense)</i>	↑	\$54,764	\$59,426	\$58,895	\$60,411	\$56,805		\$77,560



UNIVERSITY OF NEW MEXICO HEALTH SCIENCES CENTER - University HSC Only*
2014 Fiscal Year-to-Date Summary through February 28, 2014 (Preliminary and Unaudited)
(In thousands)

* UNIVERSITY HSC ONLY INCLUDES: SOM, CON, COP, HSLIC, ADMIN, RESEARCH

	University HSC FY 2014 Re-Forecasted Budget	University HSC FY 2014 YTD 2/28/14 Actual	University HSC FY 2013 Year End Actual	University HSC FY 2014 YTD Actual to FY 2014 Re-Forecasted Budget Benchmark Rate (67%)	University HSC FY 2014 YTD Actual to FY 2013 Year End Actual Benchmark Rate (67%)
1 UNM MEDICAL GROUP REVENUES	124,203	66,603	110,686	54%	60%
2 UNM HOSPITALS REVENUES	108,975	88,739	100,233	81%	89%
3 SRMC REVENUES	16,136	10,518	11,848	65%	89%
4 UNM CANCER CENTER CLINICAL REVENUES	0	0	13,300	N/A	0%
5 TUITION AND FEES	13,738	14,347	13,177	104%	109%
6 CIGARETTE TAX APPROPRIATIONS	3,227	2,781	3,363	86%	83%
7 RPSP APPROPRIATIONS	17,736	11,532	15,924	65%	72%
8 I&G APPROPRIATIONS	62,879	42,075	60,089	67%	70%
9 I&G MAIN CAMPUS TRANSFERS	17,666	12,345	18,615	70%	66%
10 F&A REVENUES (OH RETURN)	20,800	14,508	21,459	70%	68%
11 HSC/UNM INTERNAL TRANSFERS	(2,071)	(4,742)	(3,270)	229%	145%
12 MILL LEVY	0	0	0	N/A	N/A
13 OTHER REVENUES	12,381	9,166	13,316	74%	69%
14 CONTRACT AND GRANT REVENUES	123,387	83,367	131,070	68%	64%
TOTAL REVENUES	519,057	351,240	509,810	68%	69%
15 TOTAL COMPENSATION EXPENSES	336,181	224,427	319,157	67%	70%
16 SUPPLIES/MEDICAL SUPPLIES	9,544	7,209	11,723	76%	61%
17 UNIVERSITY CLINICIANS PROGRAM	0	0	0	N/A	N/A
18 HOUSESTAFF	0	0	0	N/A	N/A
19 TRAVEL	4,895	2,805	4,656	57%	60%
20 STUDENT COSTS	2,610	1,815	2,123	70%	85%
21 PATIENT CARE COSTS	871	497	852	57%	58%
22 TELEPHONE/COMMUNICATION COSTS	2,002	1,516	2,294	76%	66%
23 PURCHASED SERVICES	19,954	14,575	24,091	73%	61%
24 OTHER MEDICAL SERVICES	0	0	0	N/A	N/A
25 SUB AWARDS/SERVICE CONTRACTS	515	753	1,499	146%	50%
26 O&M & LEASES	6,323	4,608	6,900	73%	67%
27 UTILITIES	4,262	3,150	4,874	74%	65%
28 DEPRECIATION	0	0	0	N/A	N/A
29 INTEREST EXPENSE	2,168	1,446	2,169	67%	67%
30 OTHER EXPENSES	12,377	2,934	297	24%	988%
31 CONTRACT AND GRANT EXPENSES	114,996	77,560	122,407	67%	63%
TOTAL EXPENSES	516,699	343,295	503,042	66%	68%
OPERATING NET MARGIN	2,358	7,945	6,768		
NON-RECURRING ITEMS					
32 CAPITAL EXPENDITURES	1,720	1,320	1,386	77%	95%
33 MEANINGFUL USE REVENUE	0	0	0	N/A	N/A
34 USE OF UNMMG RESERVES	0	0	0	N/A	N/A
35 RECRUITMENT/STARTUP/SCHOLARSHIPS	5,695	3,759	6,995	66%	54%
36 NON-RECURRING TRANSFERS	520	851	4,478	164%	19%
TOTAL NON-RECURRING ITEMS	7,935	5,930	12,859	75%	46%
NET INCOME/(USE OF RESERVES)	(5,577)	2,015	(6,091)		



UNIVERSITY OF NEW MEXICO HEALTH SCIENCES CENTER - UNM Hospitals Only
2014 Fiscal Year-to-Date Summary through February 28, 2014 (Preliminary and Unaudited)
(In thousands)

Clinical Operations

	UNM Hospitals FY 2014 Re-Forecasted Budget	UNM Hospitals FY 2014 YTD 2/28/14 Actual	UNM Hospitals FY 2013 Year End Actual	UNM Hospitals FY 2014 YTD Actual to FY 2014 Re-Forecasted Budget Benchmark Rate (67%)	UNM Hospitals FY 2014 YTD Actual to FY 2013 Year End Actual Benchmark Rate (67%)
1 UNM MEDICAL GROUP REVENUES	0	0	0	N/A	N/A
2 UNM HOSPITALS REVENUES	681,483	461,452	653,478	68%	71%
3 SRMC REVENUES	0	0	0	N/A	N/A
4 UNM CANCER CENTER CLINICAL REVENUES	0	0	0	N/A	N/A
5 TUITION AND FEES	0	0	0	N/A	N/A
6 CIGARETTE TAX APPROPRIATIONS	0	0	0	N/A	N/A
7 RPSP APPROPRIATIONS	13,241	8,837	12,966	67%	68%
8 I&G APPROPRIATIONS	0	0	0	N/A	N/A
9 I&G MAIN CAMPUS TRANSFERS	0	0	0	N/A	N/A
10 F&A REVENUES (OH RETURN)	0	0	0	N/A	N/A
11 HSC/UNM INTERNAL TRANSFERS	0	0	0	N/A	N/A
12 MILL LEVY	91,861	61,136	91,229	67%	67%
13 OTHER REVENUES	47,009	16,427	24,199	35%	68%
14 CONTRACT AND GRANT REVENUES	16,731	11,569	5,798	69%	200%
TOTAL REVENUES	850,325	559,421	787,670	66%	71%
15 TOTAL COMPENSATION EXPENSES	410,897	271,998	392,663	66%	69%
16 SUPPLIES/MEDICAL SUPPLIES	139,574	93,050	130,787	67%	71%
17 UNIVERSITY CLINICIANS PROGRAM	59,793	39,812	53,208	67%	75%
18 HOUSESTAFF	27,035	17,859	24,861	66%	72%
19 TRAVEL	692	465	674	67%	69%
20 STUDENT COSTS	0	0	0	N/A	N/A
21 PATIENT CARE COSTS	45,101	31,629	40,001	70%	79%
22 TELEPHONE/COMMUNICATION COSTS	3,496	2,333	3,554	67%	66%
23 PURCHASED SERVICES	34,480	21,221	23,715	62%	89%
24 OTHER MEDICAL SERVICES	23,159	16,993	23,680	73%	72%
25 SUB AWARDS/SERVICE CONTRACTS	9,203	6,175	7,947	67%	78%
26 O&M & LEASES	16,329	10,904	15,039	67%	73%
27 UTILITIES	6,171	4,210	6,118	68%	69%
28 DEPRECIATION	32,230	21,059	32,885	65%	64%
29 INTEREST EXPENSE	7,593	5,062	7,770	67%	65%
30 OTHER EXPENSES	22,843	15,232	20,578	67%	74%
31 CONTRACT AND GRANT EXPENSES	0	0	0	N/A	N/A
TOTAL EXPENSES	838,598	558,002	783,480	67%	71%
OPERATING NET MARGIN	11,727	1,419	4,190		
NON-RECURRING ITEMS					
32 CAPITAL EXPENDITURES	0	0	0	N/A	N/A
33 MEANINGFUL USE REVENUE	0	0	(255)	N/A	0%
34 USE OF UNMMG RESERVES	0	0	0	N/A	N/A
35 RECRUITMENT/STARTUP/SCHOLARSHIPS	0	0	0	N/A	N/A
36 NON-RECURRING TRANSFERS	0	0	0	N/A	N/A
TOTAL NON-RECURRING ITEMS	0	0	(255)	N/A	0%
NET INCOME/(USE OF RESERVES)	11,727	1,419	4,445		



UNIVERSITY OF NEW MEXICO HEALTH SCIENCES CENTER - UNMMG Only
2014 Fiscal Year-to-Date Summary through February 28, 2014 (Preliminary and Unaudited)
(In thousands)

Clinical Operations

	UNMMG FY 2014 Re-Forecasted Budget	UNMMG FY 2014 YTD 2/28/14 Actual	UNMMG FY 2013 Year End Actual	UNMMG FY 2014 YTD Actual to FY 2014 Re-Forecasted Budget Benchmark Rate (67%)	UNMMG FY 2014 YTD Actual to FY 2013 Year End Actual Benchmark Rate (67%)
1 UNM MEDICAL GROUP REVENUES	162,919	104,331	155,686	64%	67%
2 UNM HOSPITALS REVENUES	0	0	0	N/A	N/A
3 SRMC REVENUES	0	0	0	N/A	N/A
4 UNM CANCER CENTER CLINICAL REVENUES	0	0	0	N/A	N/A
5 TUITION AND FEES	0	0	0	N/A	N/A
6 CIGARETTE TAX APPROPRIATIONS	0	0	0	N/A	N/A
7 RPSP APPROPRIATIONS	0	0	0	N/A	N/A
8 I&G APPROPRIATIONS	0	0	0	N/A	N/A
9 I&G MAIN CAMPUS TRANSFERS	0	0	0	N/A	N/A
10 F&A REVENUES (OH RETURN)	0	0	0	N/A	N/A
11 HSC/UNM INTERNAL TRANSFERS	0	0	0	N/A	N/A
12 MILL LEVY	0	0	0	N/A	N/A
13 OTHER REVENUES	2,726	1,826	4,046	67%	45%
14 CONTRACT AND GRANT REVENUES	0	0	0	N/A	N/A
TOTAL REVENUES	165,645	106,158	159,732	64%	66%
15 TOTAL COMPENSATION EXPENSES	16,520	10,278	16,233	62%	63%
16 SUPPLIES/MEDICAL SUPPLIES	0	0	0	N/A	N/A
17 UNIVERSITY CLINICIANS PROGRAM	0	0	0	N/A	N/A
18 HOUSESTAFF	0	0	0	N/A	N/A
19 TRAVEL	0	0	0	N/A	N/A
20 STUDENT COSTS	0	0	0	N/A	N/A
21 PATIENT CARE COSTS	16,600	10,358	10,940	62%	95%
22 TELEPHONE/COMMUNICATION COSTS	0	0	0	N/A	N/A
23 PURCHASED SERVICES	128,220	75,359	117,399	59%	64%
24 OTHER MEDICAL SERVICES	0	0	0	N/A	N/A
25 SUB AWARDS/SERVICE CONTRACTS	0	0	0	N/A	N/A
26 O&M & LEASES	474	291	496	61%	59%
27 UTILITIES	0	0	0	N/A	N/A
28 DEPRECIATION	705	273	412	39%	66%
29 INTEREST EXPENSE	0	0	0	N/A	N/A
30 OTHER EXPENSES	7,925	3,634	4,439	46%	82%
31 CONTRACT AND GRANT EXPENSES	0	0	0	N/A	N/A
TOTAL EXPENSES	170,444	100,193	149,919	59%	67%
OPERATING NET MARGIN	(4,799)	5,965	9,813		
NON-RECURRING ITEMS					
32 CAPITAL EXPENDITURES	0	0	0	N/A	N/A
33 MEANINGFUL USE REVENUE	0	0	(2,699)	N/A	0%
34 USE OF UNMMG RESERVES	0	7,300	12,406	N/A	59%
35 RECRUITMENT/STARTUP/SCHOLARSHIPS	0	0	0	N/A	N/A
36 NON-RECURRING TRANSFERS	0	0	0	N/A	N/A
TOTAL NON-RECURRING ITEMS	0	7,300	9,707	N/A	75%
NET INCOME/(USE OF RESERVES)	(4,799)	(1,335)	106		



UNIVERSITY OF NEW MEXICO HEALTH SCIENCES CENTER - SRMC Only
2014 Fiscal Year-to-Date Summary through February 28, 2014 (Preliminary and Unaudited)
(In thousands)

Clinical Operations

	SRMC FY 2014 Re-Forecasted Budget	SRMC FY 2014 YTD 2/28/14 Actual	SRMC FY 2013 Year End Actual	SRMC FY 2014 YTD Actual to FY 2014 Re-Forecasted Budget Benchmark Rate (67%)	SRMC FY 2014 YTD Actual to FY 2013 Year End Actual Benchmark Rate (67%)
1 UNM MEDICAL GROUP REVENUES	0	0	0	N/A	N/A
2 UNM HOSPITALS REVENUES	0	0	0	N/A	N/A
3 SRMC REVENUES	48,514	32,896	18,927	68%	174%
4 UNM CANCER CENTER CLINICAL REVENUES	0	0	0	N/A	N/A
5 TUITION AND FEES	0	0	0	N/A	N/A
6 CIGARETTE TAX APPROPRIATIONS	0	0	0	N/A	N/A
7 RPSP APPROPRIATIONS	0	0	0	N/A	N/A
8 I&G APPROPRIATIONS	0	0	0	N/A	N/A
9 I&G MAIN CAMPUS TRANSFERS	0	0	0	N/A	N/A
10 F&A REVENUES (OH RETURN)	0	0	0	N/A	N/A
11 HSC/UNM INTERNAL TRANSFERS	0	0	0	N/A	N/A
12 MILL LEVY	7,542	5,028	20,833	67%	24%
13 OTHER REVENUES	661	272	272	41%	100%
14 CONTRACT AND GRANT REVENUES	0	0	0	N/A	N/A
TOTAL REVENUES	56,717	38,195	40,032	67%	95%
15 TOTAL COMPENSATION EXPENSES	24,994	17,243	23,364	69%	74%
16 SUPPLIES/MEDICAL SUPPLIES	12,041	8,005	6,980	66%	115%
17 UNIVERSITY CLINICIANS PROGRAM	1,709	944	117	55%	807%
18 HOUSESTAFF	110	73	44	67%	166%
19 TRAVEL	24	16	52	67%	30%
20 STUDENT COSTS	0	0	0	N/A	N/A
21 PATIENT CARE COSTS	4,268	2,819	2,544	66%	111%
22 TELEPHONE/COMMUNICATION COSTS	74	49	110	67%	45%
23 PURCHASED SERVICES	2,928	2,236	3,944	76%	57%
24 OTHER MEDICAL SERVICES	280	239	905	85%	26%
25 SUB AWARDS/SERVICE CONTRACTS	1,140	759	429	67%	177%
26 O&M & LEASES	417	237	443	57%	53%
27 UTILITIES	791	527	599	67%	88%
28 DEPRECIATION	8,953	5,960	7,958	67%	75%
29 INTEREST EXPENSE	4,342	2,754	3,675	63%	75%
30 OTHER EXPENSES	2,753	1,551	2,866	56%	54%
31 CONTRACT AND GRANT EXPENSES	0	0	0	N/A	N/A
TOTAL EXPENSES	64,823	43,411	54,030	67%	80%
OPERATING NET MARGIN	(8,107)	(5,216)	(13,998)		
NON-RECURRING ITEMS					
32 CAPITAL EXPENDITURES	0	0	0	N/A	N/A
33 MEANINGFUL USE REVENUE	0	0	0	N/A	N/A
34 USE OF UNMMG RESERVES	0	0	0	N/A	N/A
35 RECRUITMENT/STARTUP/SCHOLARSHIPS	0	0	0	N/A	N/A
36 NON-RECURRING TRANSFERS	0	0	0	N/A	N/A
TOTAL NON-RECURRING ITEMS	0	0	0	N/A	N/A
NET INCOME/(USE OF RESERVES)	(8,107)	(5,216)	(13,998)		



UNIVERSITY OF NEW MEXICO HEALTH SCIENCES CENTER - Consolidated HSC
2014 Fiscal Year-to-Date Summary through February 28, 2014 (Preliminary and Unaudited)
(In thousands)

Clinical and Academic Operations

	Consolidated HSC FY 2014 Re-Forecasted Budget	Consolidated HSC FY 2014 YTD 2/28/14 Actual	Consolidated HSC FY 2013 Year End Actual	Consolidated HSC FY 2014 YTD Actual to FY 2014 Re-Forecasted Budget Benchmark Rate (67%)	Consolidated HSC FY 2014 YTD Actual to FY 2013 Year End Actual Benchmark Rate (67%)
1 UNM MEDICAL GROUP REVENUES	287,122	170,934	266,372	60%	64%
2 UNM HOSPITALS REVENUES	790,458	550,191	753,711	70%	73%
3 SRMC REVENUES	64,650	43,414	30,775	67%	141%
4 UNM CANCER CENTER CLINICAL REVENUES	0	0	13,300	N/A	0%
5 TUITION AND FEES	13,738	14,347	13,177	104%	109%
6 CIGARETTE TAX APPROPRIATIONS	3,227	2,781	3,363	86%	83%
7 RPSP APPROPRIATIONS	30,976	20,369	28,890	66%	71%
8 I&G APPROPRIATIONS	62,879	42,075	60,089	67%	70%
9 I&G MAIN CAMPUS TRANSFERS	17,666	12,345	18,615	70%	66%
10 F&A REVENUES (OH RETURN)	20,800	14,508	21,459	70%	68%
11 HSC/UNM INTERNAL TRANSFERS	(2,071)	(4,742)	(3,270)	229%	145%
12 MILL LEVY	99,403	66,164	112,062	67%	59%
13 OTHER REVENUES	62,776	27,691	41,833	44%	66%
14 CONTRACT AND GRANT REVENUES	140,119	94,936	136,868	68%	69%
TOTAL REVENUES	1,591,743	1,055,014	1,497,244	66%	70%
15 TOTAL COMPENSATION EXPENSES	788,592	523,946	751,417	66%	70%
16 SUPPLIES/MEDICAL SUPPLIES	161,160	108,263	149,490	67%	72%
17 UNIVERSITY CLINICIANS PROGRAM	61,502	40,756	53,325	66%	76%
18 HOUSESTAFF	27,145	17,932	24,905	66%	72%
19 TRAVEL	5,611	3,286	5,382	59%	61%
20 STUDENT COSTS	2,610	1,815	2,123	70%	85%
21 PATIENT CARE COSTS	66,841	45,303	54,337	68%	83%
22 TELEPHONE/COMMUNICATION COSTS	5,572	3,898	5,958	70%	65%
23 PURCHASED SERVICES	185,582	113,392	169,149	61%	67%
24 OTHER MEDICAL SERVICES	23,438	17,232	24,585	74%	70%
25 SUB AWARDS/SERVICE CONTRACTS	10,858	7,687	9,875	71%	78%
26 O&M & LEASES	23,543	16,040	22,878	68%	70%
27 UTILITIES	11,225	7,886	11,591	70%	68%
28 DEPRECIATION	41,887	27,291	41,255	65%	66%
29 INTEREST EXPENSE	14,103	9,261	13,614	66%	68%
30 OTHER EXPENSES	45,898	23,352	28,180	51%	83%
31 CONTRACT AND GRANT EXPENSES	114,996	77,560	122,407	67%	63%
TOTAL EXPENSES	1,590,564	1,044,901	1,490,471	66%	70%
OPERATING NET MARGIN	1,179	10,113	6,773		
NON-RECURRING ITEMS					
32 CAPITAL EXPENDITURES	1,720	1,320	1,386	77%	95%
33 MEANINGFUL USE REVENUE	0	0	(2,954)	N/A	0%
34 USE OF UNMMG RESERVES	0	7,300	12,406	N/A	59%
35 RECRUITMENT/STARTUP/SCHOLARSHIPS	5,695	3,759	6,995	66%	54%
36 NON-RECURRING TRANSFERS	520	851	4,478	164%	19%
TOTAL NON-RECURRING ITEMS	7,935	13,230	22,311	167%	59%
NET INCOME/(USE OF RESERVES)	(6,756)	(3,117)	(15,538)		

GLOSSARY OF REPORT CATEGORIES

FINANCIAL STATEMENT CATEGORY		UNM	UNMMG	UNM Hospitals	SRMC
1	UNM MEDICAL GROUP REVENUES	Clinical revenue primarily based on Physician or Provider efforts and collection through UNMMG	Net patient services revenue including SCI & UPL from UNMMG Clinical operations	N/A	N/A
2	UNM HOSPITALS REVENUES	Revenue from University Hospital to the School of Medicine	N/A	Hospital facility revenue based on patient billings by UNMH	N/A
3	SRMC REVENUES	Revenue from SRMC to the School of Medicine	N/A	N/A	Hospital facility revenue based on patient billings by SRMC
4	UNM CANCER CENTER CLINICAL REVENUES	Cancer Center patient revenue posted from the global billings and Infusion Suite net income. Clinical Adult Infusion Suite/RO/MO	N/A	N/A	N/A
5	TUITION AND FEES	Tuition & Fees, including tuition differentials	N/A	N/A	N/A
6	CIGARETTE TAX APPROPRIATIONS	Revenues received from the State as a calculated portion of Tax Revenue on the sale of tobacco products for use in Cancer Research	N/A	N/A	N/A
7	RPSP APPROPRIATIONS	Revenue received for current operations made available to UNM by act of NM State Legislature on an annual basis for Research, Public Service and Independent Operations	N/A	Revenue received for current operations made available to UNMH by act of NM State Legislature on an annual basis for Research, Public Service and Independent Operations	N/A
8	I&G APPROPRIATIONS	Revenue received for current operations made available to UNM by act of NM State Legislature on an annual basis for I&G operations	N/A	N/A	N/A
9	I&G MAIN CAMPUS TRANSFERS	Partial transfer of tuition and formula workload generated by Nursing, Pharmacy and SOM	N/A	N/A	N/A
10	F & A REVENUES (OH RETURN)	Revenue from recovery of indirect costs (F&A) incurred by a Contract or Grant also known as overhead return	N/A	N/A	N/A
11	HSC/UNM INTERNAL TRANSFERS	All transfers to/from HSC Unrestricted Funds excluding the I&G Main Campus Transfer and Transfers for Debt Service	N/A	N/A	N/A
12	MILL LEVY	N/A	N/A	Mil levy taxes collected on behalf of the Bernalillo Country Treasurer and remitted to UNMH as required by the Hospital Funding Act.	Mil levy taxes collected on behalf of the Sandoval Country Treasurer and remitted to SRMC as required by the Hospital Funding Act.
13	OTHER REVENUES	All other Revenues - not contained in any other category - Sales & Services (not Internal Service Center P18 sales), Gains on Sponsored Projects, Gifts, Endowment Spending Distributions, Investment Income, etc.	Other operating revenues	All other revenues not contained in any other category: Investment income, equity loss in Tricare, donated revenue, gain/loss on sale of assets, food, nutrition, catering & vending revenue, medical records revenue, rent revenue, all other non-operating revenue	All other revenues not contained in any other category: Investment income, donated revenue, gain/loss on sale of assets, food, nutrition, catering & vending revenue, medical records revenue, rent revenue, all other non-operating revenue
14	CONTRACT AND GRANT REVENUES	All Restricted Funds Revenue and Unrestricted Contract Revenue for example VA contracts	N/A	Revenue associated with restricted and unrestricted contracts and grants	N/A

GLOSSARY OF REPORT CATEGORIES

FINANCIAL STATEMENT CATEGORY		UNM	UNMMG	UNM Hospitals	SRMC
15	TOTAL COMPENSATION EXPENSES	Salary, wages & benefits	Salaries and benefits considered to be operating and certain clinical expenses of UNMMG	Salary, wages & benefits	Salary, wages & benefits
16	SUPPLIES/MEDICAL SUPPLIES	Office supplies, computer supplies, dues & memberships, postage charges, recruitment expenses, non capital equipment, computers, food, lab supplies, uniforms, training materials, etc.	N/A	Medical supplies for: lab, radiology, blood, pharmaceuticals, biologics, implantable devices, office supplies, computer supplies, photocopy expense, forms, linen, food, uniforms, and training materials.	Medical supplies for: lab, radiology, blood, pharmaceuticals, biologics, implantable devices, office supplies, computer supplies, photocopy expense, forms, linen, food, uniforms, and training materials.
17	UNIVERSITY CLINICIANS PROGRAM	N/A	N/A	Special clinician program to support SOM	Special clinician program to support SOM
18	HOUSESTAFF	N/A	N/A	Reimbursement of patient care services provided by residents who are employed by SOM.	Reimbursement of patient care services provided by SOM through UNMMG.
19	TRAVEL	Travel - in state, out of state, foreign, business meals, rental vehicles, new employee moving expenses, vehicle fuel etc.	N/A	Travel - in state, out of state, business meals, rental vehicles, flights, ground transportation, vehicle fuel etc.	Travel - in state, out of state, business meals, rental vehicles, flights, ground transportation, vehicle fuel etc.
20	STUDENT COSTS	Student tuition/fee expense, student travel, scholarships/fellowships, housing, insurance for students, student awards, etc.	N/A	N/A	N/A
21	PATIENT CARE COSTS	Patient Care costs for inpatient, outpatient care & lab, pharmacy and x-ray services for patients	Patient Care costs for inpatient, outpatient care & lab, pharmacy and x-ray services for patients	Patient Care costs for inpatient, outpatient care including Tricare laboratory expense, OR instruments, NM Insurance pool premiums, kidney acquisition, step down care (snf) for IV dependent patients, radiation oncology and patient assistance	Patient Care costs for inpatient, outpatient care including Tricare laboratory expense, OR instruments, NM Insurance pool premiums, kidney acquisition, step down care (snf) for IV dependent patients, radiation oncology and patient assistance
22	TELEPHONE/COMMUNICATION COSTS	Telephone, voicemail, cellular, long distance, paging and data networking charges	N/A	Telephone, voicemail, cellular, long distance, paging and data networking charges	Telephone, voicemail, cellular, long distance, paging and data networking charges
23	PURCHASED SERVICES	Alarm fees, internet fees, architectural services, auditing services, printing/copying/binding fees, conference/event fees, honoraria, insurance charges (general liability, professional liability), legal services, electronic journals & books, consultant fees, etc.	Includes payment to UNM SOM for physician and other provider services	Recruitment, professional, legal, auditing, consulting fees, promotional/graphics, IT Hosting Cerner, Siemens and PACS, safety and risk services, equifax, laundry, malpractice and liability insurance, etc.	Recruitment, professional, legal, auditing, consulting fees, promotional/graphics, IT Hosting Cerner, Siemens and PACS, safety and risk services, equifax, laundry, malpractice and liability insurance, etc.
24	OTHER MEDICAL SERVICES	N/A	N/A	Pathology contract, physician services, Executive Medical Directors, Medical Directors, dialysis services for UNM Care patients, OMI MOU, Adult Infusion net	Physician services
25	SUB AWARDS/SERVICE CONTRACTS	Unrestricted Sub Awards, Gain/Loss on Unrestricted Projects	N/A	All service contracts	All service contracts
26	O&M & LEASES	Plant maintenance and repairs, equipment repairs and maintenance, property insurance, auto insurance, facility rent expense	Building maintenance and repairs, equipment repairs and maintenance, repair parts, equipment rent, property insurance, auto insurance, facility rent expense, and housekeeping supplies	Building maintenance and repairs, equipment repairs and maintenance, repair parts, equipment rent, property insurance, auto insurance, facility rent expense, and housekeeping supplies	Building maintenance and repairs, equipment repairs and maintenance, repair parts, equipment rent, property insurance, auto insurance, facility rent expense, and housekeeping supplies

GLOSSARY OF REPORT CATEGORIES

FINANCIAL STATEMENT CATEGORY		UNM	UNMMG	UNM Hospitals	SRMC
27	UTILITIES	Natural gas, electricity, steam, sewer, water, chilled water	N/A	Natural gas, electricity, steam, sewer, water, chilled water	Natural gas, electricity, steam, sewer, water, chilled water
28	DEPRECIATION	N/A	The annual amortization for the furniture and equipment.	The annual amortization for the capital outlay associated with building, building improvement, fixed and moveable equipment which is based on the estimated useful lives of the assets as determined by the AHA "Estimated useful lives of Depreciable Hospital Assets".	The annual amortization for the capital outlay associated with building, building improvement, fixed and moveable equipment which is based on the estimated useful lives of the assets as determined by the AHA "Estimated useful lives of Depreciable Hospital Assets".
29	INTEREST EXPENSE	Transfers to cover debt service	N/A	Interest expense associated with the series 2004 FHA Insured Hospital Mortgage Revenue Bonds.	SRMC receives subsidy payments related to interest payments under the federal Build America Bond program. Under the program SRMC applies for subsidy funds commensurate with each bond payment, so the application for the subsidy is made semiannually. Also includes interest expense on the Series A & B Bonds.
30	OTHER EXPENSES	Banking fees, cost of goods sold, research costs, royalties, bad debt expense, other operating costs, Banner tax, etc.	Billings & collections expenses and other operating expenses of UNMMG	Programming, application, software and maintenance expenses, non capital equipment (less than \$5k), signs, dues & memberships, freight, postage, subscriptions, licenses/permits, Gap Tax, Intergovernmental Transfers for the SCI and IME, bond issuance costs, capital initiatives and other non-operating expenses.	Programming, application, software and maintenance expenses, non capital equipment (less than \$5k), signs, dues & memberships, freight, postage, subscriptions, licenses/permits, Gap Tax, Intergovernmental Transfers for the SCI and IME, bond issuance costs, capital initiatives and other non-operating expenses.
31	CONTRACT AND GRANT EXPENSES	All Restricted Funds Expense and Unrestricted Contract Expense for example VA contracts	N/A	N/A	N/A
32	CAPITAL EXPENDITURES	Equipment/furniture >\$5,000, Computer hardware, library acquisitions, etc.	N/A	N/A	N/A
33	MEANINGFUL USE REVENUE	N/A	Medicare and Medicaid programs provide incentive payments for hospital and physicians that make meaningful use of certified electronic health record technology.	Medicare and Medicaid programs provide incentive payments for hospital and physicians that make meaningful use of certified electronic health record technology.	N/A
34	USE OF UNMMG RESERVES	N/A	To fund and support the mission of the Health Sciences Center.	N/A	N/A
35	RECRUITMENT/STARTUP/SCHOLARSHIPS	Chair and Startup Packages, Dean's Scholars/Professorships, and Recruitment Costs	N/A	N/A	N/A
36	NON-RECURRING TRANSFERS	Transfers from current unrestricted funds to plant funds or any other non-recurring transfers	N/A	N/A	N/A



UNIVERSITY OF NEW MEXICO HEALTH SCIENCES CENTER
Balance Sheet for the Health Sciences Center
2014 Fiscal Year as of February 28, 2014 (Preliminary and Unaudited)
(In thousands)

	University HSC	UNM Hospitals	UNMMG	SRMC
ASSETS				
1 Cash and cash equivalents	19,967	115,859	15,892	3,732
2 Marketable securities	29,950	34,294	-	-
Receivables:				
3 Patient, net	1,278	83,702	24,771	7,109
4 Receivable from Affiliates	44,634	6,226	4,535	485
5 Estimated third party payor settlements	-	26,779	-	1,025
6 County Treasurer	-	7,714	-	273
7 Contracts, Grants and Other	16,970	3,847	-	1,626
8 Other	3,283	15,164	938	2,564
Total Current Assets	<u>116,082</u>	<u>293,585</u>	<u>46,136</u>	<u>16,814</u>
Assets whose use is limited:				
9 Held by trustee for debt service & other	-	41,933	-	20,714
10 By UNM Hospital Board of Trustees	-	19,418	-	-
11 Board and Other Designated Assets	89,084	-	22,839	-
12 Endowments	100,797	-	-	-
13 Capital Assets, net of depreciation	268,538	247,848	1,522	131,169
TOTAL ASSETS	<u>574,501</u>	<u>602,784</u>	<u>70,497</u>	<u>168,697</u>
LIABILITIES				
14 Accounts Payable	4,338	30,848	6,154	5,160
15 Other accrued liabilities	30,127	41,448	-	2,398
16 Payable to Affiliates	1,346	33,274	18,433	2,827
17 Bonds payable - current	843	5,240	-	4,700
18 Interest payable bonds	331	1,303	-	1,084
19 Estimated third party payor settlements	-	19,150	-	-
20 Bonds payable - non current	18,182	154,180	-	138,725
21 Other liabilities - non current	28,029	7,618	-	-
22 Sponsored Project and Other Deferred Revenue	11,074	-	-	-
TOTAL LIABILITIES	<u>94,270</u>	<u>293,061</u>	<u>24,587</u>	<u>154,894</u>
NET POSITION				
23 Restricted - expendable grants, bequests and contributions	102,804	14,148	-	2
24 Restricted - trust indenture and debt agreement	-	25,416	-	11,445
25 Committed and Dedicated agreements	119,438	-	22,839	-
26 Discretionary Reserve	8,476	169,168	21,549	2,356
27 Assets invested in Capital, net of related debt	249,513	100,991	1,522	-
TOTAL NET POSITION	<u>480,231</u>	<u>309,723</u>	<u>45,910</u>	<u>13,803</u>
Current Ratio	3.14	2.29	1.88	2.50
Days Cash on Hand	N/A	53.06	41.68	26.69



UNIVERSITY OF NEW MEXICO HEALTH SCIENCES CENTER
Glossary of Report Categories

	University HSC	UNM Hospitals	UNMMG	SRMC
--	----------------	---------------	-------	------

ASSETS

1	Cash and cash equivalents	Funds on deposit with Financial Institution with UNM	Funds on deposit with Financial Institution	Funds on deposit with Financial Institution	Funds on deposit with Financial Institution, plus the remaining balance of the \$46m
2	Marketable securities	Funds invested in securities in accordance with UNM Investment policy	Funds invested in US Treasury	N/A	N/A
3	Patient, net	Pediatric/Newborn Transport Services, net of estimated contractual allowances and estimated bad debt	Patient Receivable after adjustments for discounts and allowances	Patient Receivable for care provided by UNM SOM facility and other practitioners, net of estimated contractual allowances and estimated bad debt	Patient Receivable for facility costs, net of estimated contractual allowances and estimated bad debt
4	Receivable from Affiliates	Related Party Receivables for goods or services provided to UNM Hospitals, UNMMG and SRMC	Related Party Receivable from University HSC and SRMC	Related Party Receivable for negative arbitrage for SRMC	Related Party Receivable from UNMMG and UNMH
5	Estimated third party payor settlements	N/A	Accounts Receivable for IME/GME /DSH	N/A	
6	County Treasurer	N/A	Bernalillo County Mil Levy Receivable	N/A	Sandoval County Mil Levy Receivable
7	Contracts, Grants and Other	Sponsored project receivables and other services invoiced by UNM such as OMI, Resident Physician contracts, etc.	Accounts Receivable from Contracts/UNM MG/Special Billing/Investments	N/A	Other receivable balances. As of year end, a receivable was recorded for the insurance proceeds associated with the damage in the OR due to the flood
8	Other	Prepaid contractual obligations, such as library subscription services and maintenance contacts	Prepaid Expense and Inventory	Pharmacy Inventory	Prepaid Expense and Inventory
9	Held by trustee for debt service & other	N/A	Debt/Mortgage reserve funds to include collateral and intangible assets	N/A	Funds held in Trustee Accounts, Mortgage reserve funds, bond debt service accounts
10	By UNM Hospital Clinical Operations Board	N/A	Investment in TriWest/Tricare Reference Laboratory	N/A	N/A
11	Board and Other Designated Assets	Funds dedicated to UNM Hospitals Capital Initiatives and unexpended plant funds	14	N/A	Department, SOM Investment in UNMMG and Quality Reserves
					The original bond proceeds were used to purchase GNMA's which collateralize the mortgage with Prudential



UNIVERSITY OF NEW MEXICO HEALTH SCIENCES CENTER
Glossary of Report Categories

	University HSC	UNM Hospitals	UNMMG	SRMC
12 Endowments	Balance of endowed corpus funds generating revenue according to donor intent	N/A	N/A	N/A
13 Capital Assets, net of depreciation	Property, Plant and Equipment	Land, Property, Plant and Equipment	Furniture and Equipment	Land, Property, Plant and Equipment
LIABILITIES				
14 Accounts Payable	Unpaid balances owed to vendors for goods and services; amounts owed to employees for expense reimbursements	Amount owed to creditors	Unpaid balances owed to vendors for goods and services; accrued payroll and other payroll benefits and taxes	Unpaid balances owed to vendors for goods and services
15 Other accrued liabilities	Payroll withholding liabilities and estimated value of compensated absences	Accrued liabilities to include payroll, compensated benefit, and Incurred but not Recognized (IBNR) State Coverage Insurance	N/A	Accrued liabilities to include payroll, compensated benefits and other payroll benefits and taxes
16 Payable to Affiliates	Unpaid balances for services provided by UNM Hospitals, and UNMMG	Unpaid balances for services provided by University HSC	Unpaid balances for services provided by University HSC for purchased services, special arrangements, and indigent distribution	Unpaid balances for services provided by University HSC, UNMMG and UNMH
17 Bonds payable - current	Debt service payment that will be due within the next twelve months	Series 2004 Bonds payable in next year - FHA Insured Hospital Mortgage Revenue Bonds	N/A	Debt service payment that will be due within the next twelve months
18 Interest payable bonds	Interest Payable on outstanding debt	Interest Payable Series 2004 Bonds (FHA Insured Hospital Mortgage Revenue Bonds)	N/A	Interest Payable on Bonds
19 Estimated third party payor settlements	N/A	Medicare/Medicaid Settlements	N/A	N/A
20 Bonds payable - non current	Outstanding balance due in the long-term for bond funding	Series Bonds Payable in the long-term (FHA Insured Hospital Mortgage Revenue Bonds)	N/A	Outstanding balance due in the long-term for FHA Insured Hospital Revenue Bonds
21 Other liabilities - non current	Estimated future cost associated with Other Post Retirement Benefits (OPEB) and self-funded health insurance plan	Estimated future cost associated with Other Post Employment Benefits (OPEB) and bond premiums	N/A	The balance of the mortgage payable
22 Sponsored Project and Other Deferred Revenue	Prepaid contract and grant revenue, tuition, and other prepaid student fees	15 N/A	N/A	N/A



UNIVERSITY OF NEW MEXICO HEALTH SCIENCES CENTER
Glossary of Report Categories

University HSC

UNM Hospitals

UNMMG

SRMC

NET POSITION

23	Restricted - expendable grants, bequests and contributions	Restricted monies used in accordance with donor intent, contracts and bequests	Restricted monies used in accordance with donor intent, contracts and bequests	N/A	Restricted monies used in accordance with donor intent, contracts and bequests
24	Restricted - trust indenture and debt agreement	N/A	Restricted monies for Debt Service, Collateral, and Mortgage Reserve	N/A	Restricted monies for Mortgage reserve, Bond Debt Service
25	Committed and Dedicated agreements	Funds that have been committed for future expenditures. Dedicated funds have a clear focused purposed with for specific use.	N/A	Department, SOM Investment in UNMMG and Quality Fund Balances	N/A
26	Discretionary Reserve	Remaining fund balance after accounting for all restricted, committed and dedicated funds	Chief operating fund for all financial resources except those accounted for in another fund	Other operating reserves	Chief operating fund for all financial resources except those accounted for in another fund
27	Assets invested in Capital, net of related debt	Property, Plant and Equipment after adjustment for related bond debt	Property, Plant and Equipment after adjustment for related bond debt	Furniture and Equipment after adjustment for related bond debt	Property, Plant and Equipment after adjustment for related bond debt