




**Health Sciences Center
Metrics (Preliminary and Unaudited)**

Benchmark	Expected	FY 2010 3rd Quarter YTD	FY 2011 3rd Quarter YTD	FY 2012 3rd Quarter YTD	FY 2013 3rd Quarter YTD	FY 2014 3rd Quarter YTD	Fiscal Year Trend	
Approximate Cash Flow/(Use) from Operations * <i>(Amounts are in thousands)</i>	HSC	↑	\$12,014	\$8,574	\$7,718	\$5,329	\$10,061	
	UNMMG	↑	\$1,888	\$17,435	\$2,632	(\$1,199)	\$5,594	
	UNMH	↑	\$25,141	\$29,007	\$22,009	\$12,533	(\$2,310)	
	SRMC	↑	NA	NA	NA	(\$1,648)	\$1,032	

* Approximate Cash Flow/(Use) from Operations = Operating Net Margin plus Depreciation Expense

Operating Net Margin <i>(Amounts are in thousands)</i>	HSC	↑	\$12,014	\$8,574	\$7,718	\$5,329	\$10,061	
	UNMMG	↑	\$1,582	\$17,064	\$2,209	(\$1,601)	\$5,286	
	UNMH	↑	\$419	\$2,882	(\$3,749)	(\$11,124)	(\$25,995)	
	SRMC	↑	NA	NA	NA	(\$7,219)	(\$5,686)	

**Health Sciences Center
Metrics (Preliminary and Unaudited)**



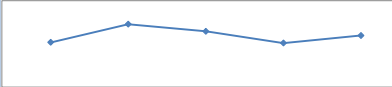

Benchmark	Expected	FY 2010 3rd Quarter YTD	FY 2011 3rd Quarter YTD	FY 2012 3rd Quarter YTD	FY 2013 3rd Quarter YTD	FY 2014 3rd Quarter YTD	Fiscal Year Trend	
Net Income/(Use of Reserves) <i>(Amounts are in thousands)</i>	HSC	↑	\$1,808	\$1,150	(\$3,736)	(\$1,717)	(\$413)	
	UNMMG	↑	\$1,082	\$16,464	\$1,511	\$949	(\$3,198)	
	UNMH	↑	\$419	\$2,882	\$349	(\$3,695)	\$13,878	
	SRMC	↑	NA	NA	NA	(\$7,219)	(\$5,686)	
Uncompensated Care <i>(Amounts are in thousands)</i>	UNMMG & UNMCC	↓	\$22,980	\$29,651	\$29,366	\$36,126	\$31,903	
	UNMH	↓	\$104,975	\$121,869	\$123,917	\$142,376	\$133,816	
	SRMC	↓	NA	NA	NA	\$1,239	\$9,911	

**Health Sciences Center
Metrics (Preliminary and Unaudited)**

Benchmark	Expected	FY 2010	FY 2011	FY 2012	FY 2013	FY 2014	Fiscal Year Trend	
		3rd Quarter	3rd Quarter	3rd Quarter	3rd Quarter	3rd Quarter		
Days Cash on Hand								
Days of Expense in Discretionary Reserves Year End Benchmark - 10 Days	HSC	↑	NA	13.96	13.28	7.39	4.76	
ACMPE 30 Days *	UNMMG	↑	53.10	32.50	58.50	43.58	43.76	
UHC 75 Days **	UNMH	↑	63.71	66.20	58.62	46.34	61.52	
UHC 75 Days **	SRMC	↑	NA	NA	NA	NA	34.90	
* American College of Medical Practice Executives								
** University HealthSystem Consortium								
Accounts Receivable Greater Than Ninety Days								
(Amounts are in thousands)	HSC	↓	\$1,574 13%	\$1,160 20%	\$1,615 15%	\$248 2%	\$275 18%	
	UNMMG	↓	\$5,278 19%	\$3,479 13%	\$6,235 19%	\$4,466 15%	\$6,394 17%	
	UNMH***	↓	\$41,950 22%	\$60,776 26%	\$58,369 24%	\$51,080 23%	\$66,130 24%	
	SRMC ****	↓	NA	NA	NA	NA	\$852 13%	
*** UNMH Account Receivable Greater Than Ninety Days excludes liens								
**** SRMC Account Receivable Greater Than Ninety Days reflects Net Accounts Receivable - all other receivables are shown at Gross								

**Health Sciences Center
Metrics (Preliminary and Unaudited)**

(Amounts are in thousands)

	Expected	FY 2010 3rd Quarter YTD	FY 2011 3rd Quarter YTD	FY 2012 3rd Quarter YTD	FY 2013 3rd Quarter YTD	FY 2014 3rd Quarter YTD	Fiscal Year Trend
Proposals Submitted	↑	\$178,815	\$186,997	\$189,292	\$185,768	\$211,353	
Awards	↑	\$98,787	\$111,526	\$89,579	\$94,171	\$91,320	
Earned F&A	↑	\$15,643	\$17,506	\$16,770	\$15,568	\$16,338	
Contract & Grant Expense <i>(Includes Cost Share, Program Income and F&A Expense)</i>	↑	\$87,652	\$92,694	\$89,619	\$90,558	\$88,518	



UNIVERSITY OF NEW MEXICO HEALTH SCIENCES CENTER - University HSC Only*
2014 Fiscal Year-to-Date Summary through March 31, 2014 (Preliminary and Unaudited)
(In thousands)

* UNIVERSITY HSC ONLY INCLUDES: SOM, CON, COP, HSLIC, ADMIN, RESEARCH

	University HSC FY 2014 Re-Forecasted Budget	University HSC FY 2014 YTD 3/31/14 Actual	University HSC FY 2013 Year End Actual	University HSC FY 2014 YTD Actual to FY 2014 Re-Forecasted Budget Benchmark Rate (75%)	University HSC FY 2014 YTD Actual to FY 2013 Year End Actual Benchmark Rate (75%)
1 UNM MEDICAL GROUP REVENUES	124,203	76,227	110,686	61%	69%
2 UNM HOSPITALS REVENUES	117,015	102,607	100,233	88%	102%
3 SRMC REVENUES	16,136	11,690	11,848	72%	99%
4 UNM CANCER CENTER CLINICAL REVENUES	0	0	13,300	N/A	0%
5 TUITION AND FEES	13,738	14,373	13,177	105%	109%
6 CIGARETTE TAX APPROPRIATIONS	3,227	3,079	3,363	95%	92%
7 RPSAP APPROPRIATIONS	17,736	12,958	15,924	73%	81%
8 I&G APPROPRIATIONS	62,879	47,276	60,089	75%	79%
9 I&G MAIN CAMPUS TRANSFERS	17,666	13,889	18,615	79%	75%
10 F&A REVENUES (OH RETURN)	20,800	16,338	21,459	79%	76%
11 HSC/UNM INTERNAL TRANSFERS	(2,071)	(3,308)	(3,270)	160%	101%
12 MILL LEVY	0	0	0	N/A	N/A
13 OTHER REVENUES	12,381	10,144	13,316	82%	76%
14 CONTRACT AND GRANT REVENUES	123,387	95,004	131,070	77%	72%
TOTAL REVENUES	527,096	400,277	509,810	76%	79%
15 TOTAL COMPENSATION EXPENSES	344,220	256,902	319,157	75%	80%
16 SUPPLIES/MEDICAL SUPPLIES	9,544	8,139	11,723	85%	69%
17 UNIVERSITY CLINICIANS PROGRAM	0	0	0	N/A	N/A
18 HOUSESTAFF	0	0	0	N/A	N/A
19 TRAVEL	4,895	3,211	4,656	66%	69%
20 STUDENT COSTS	2,610	1,862	2,123	71%	88%
21 PATIENT CARE COSTS	871	579	852	66%	68%
22 TELEPHONE/COMMUNICATION COSTS	2,002	1,692	2,294	85%	74%
23 PURCHASED SERVICES	19,954	16,743	24,091	84%	69%
24 OTHER MEDICAL SERVICES	0	0	0	N/A	N/A
25 SUB AWARDS/SERVICE CONTRACTS	515	782	1,499	152%	52%
26 O&M & LEASES	6,323	5,324	6,900	84%	77%
27 UTILITIES	4,262	3,553	4,874	83%	73%
28 DEPRECIATION	0	0	0	N/A	N/A
29 INTEREST EXPENSE	2,169	1,627	2,169	75%	75%
30 OTHER EXPENSES	12,377	1,284	297	10%	432%
31 CONTRACT AND GRANT EXPENSES	114,996	88,518	122,407	77%	72%
TOTAL EXPENSES	524,739	390,216	503,042	74%	78%
OPERATING NET MARGIN	2,358	10,061	6,768		
NON-RECURRING ITEMS					
32 CAPITAL EXPENDITURES	1,720	1,608	1,386	93%	116%
33 MEANINGFUL USE REVENUE	0	0	0	N/A	N/A
34 RETURN ON INVESTMENT - TRIWEST	0	0	0	N/A	N/A
35 USE OF UNMMG RESERVES	0	0	0	N/A	N/A
36 RECRUITMENT/STARTUP/SCHOLARSHIPS	5,695	4,271	6,995	75%	61%
37 NON-RECURRING TRANSFERS	520	4,594	4,478	884%	103%
TOTAL NON-RECURRING ITEMS	7,935	10,474	12,859	132%	81%
NET INCOME/(USE OF RESERVES)	(5,577)	(413)	(6,091)		



UNIVERSITY OF NEW MEXICO HEALTH SCIENCES CENTER - UNM Hospitals Only
2014 Fiscal Year-to-Date Summary through March 31, 2014 (Preliminary and Unaudited)
(In thousands)

Clinical Operations

	UNM Hospitals FY 2014 Re-Forecasted Budget	UNM Hospitals FY 2014 YTD 3/31/14 Actual	UNM Hospitals FY 2013 Year End Actual	UNM Hospitals FY 2014 YTD Actual to FY 2014 Re-Forecasted Budget Benchmark Rate (75%)	UNM Hospitals FY 2014 YTD Actual to FY 2013 Year End Actual Benchmark Rate (75%)
1 UNM MEDICAL GROUP REVENUES	0	0	0	N/A	N/A
2 UNM HOSPITALS REVENUES	681,483	505,777	653,478	74%	77%
3 SRMC REVENUES	0	0	0	N/A	N/A
4 UNM CANCER CENTER CLINICAL REVENUES	0	0	0	N/A	N/A
5 TUITION AND FEES	0	0	0	N/A	N/A
6 CIGARETTE TAX APPROPRIATIONS	0	0	0	N/A	N/A
7 RPSP APPROPRIATIONS	13,241	9,938	12,966	75%	77%
8 I&G APPROPRIATIONS	0	0	0	N/A	N/A
9 I&G MAIN CAMPUS TRANSFERS	0	0	0	N/A	N/A
10 F&A REVENUES (OH RETURN)	0	0	0	N/A	N/A
11 HSC/UNM INTERNAL TRANSFERS	0	0	0	N/A	N/A
12 MILL LEVY	91,861	68,728	91,229	75%	75%
13 OTHER REVENUES	7,136	7,835	11,521	110%	68%
14 CONTRACT AND GRANT REVENUES	16,731	13,195	5,798	79%	228%
TOTAL REVENUES	810,453	605,473	774,992	75%	78%
15 TOTAL COMPENSATION EXPENSES	410,897	306,700	392,663	75%	78%
16 SUPPLIES/MEDICAL SUPPLIES	139,574	104,796	130,787	75%	80%
17 UNIVERSITY CLINICIANS PROGRAM	59,793	44,783	53,208	75%	84%
18 HOUSESTAFF	27,035	20,007	24,861	74%	80%
19 TRAVEL	692	524	674	76%	78%
20 STUDENT COSTS	0	0	0	N/A	N/A
21 PATIENT CARE COSTS	45,101	34,881	40,001	77%	87%
22 TELEPHONE/COMMUNICATION COSTS	3,496	2,625	3,554	75%	74%
23 PURCHASED SERVICES	34,480	23,230	23,715	67%	98%
24 OTHER MEDICAL SERVICES	23,159	20,382	23,680	88%	86%
25 SUB AWARDS/SERVICE CONTRACTS	9,203	6,971	7,947	76%	88%
26 O&M & LEASES	16,329	12,158	15,039	74%	81%
27 UTILITIES	6,171	4,727	6,118	77%	77%
28 DEPRECIATION	32,230	23,685	32,885	73%	72%
29 INTEREST EXPENSE	7,593	5,688	7,770	75%	73%
30 OTHER EXPENSES	22,843	20,309	20,578	89%	99%
31 CONTRACT AND GRANT EXPENSES	0	0	0	N/A	N/A
TOTAL EXPENSES	838,598	631,468	783,480	75%	81%
OPERATING NET MARGIN	(28,146)	(25,995)	(8,488)		
NON-RECURRING ITEMS					
32 CAPITAL EXPENDITURES	0	0	0	N/A	N/A
33 MEANINGFUL USE REVENUE	0	0	(255)	N/A	0%
34 RETURN ON INVESTMENT - TRIWEST	(39,873)	(39,873)	(12,678)	100%	315%
35 USE OF UNMMG RESERVES	0	0	0	N/A	N/A
36 RECRUITMENT/STARTUP/SCHOLARSHIPS	0	0	0	N/A	N/A
37 NON-RECURRING TRANSFERS	0	0	0	N/A	N/A
TOTAL NON-RECURRING ITEMS	(39,873)	(39,873)	(12,933)	100%	308%
NET INCOME/(USE OF RESERVES)	11,727	13,878	4,445		



UNIVERSITY OF NEW MEXICO HEALTH SCIENCES CENTER - UNMMG Only
2014 Fiscal Year-to-Date Summary through March 31, 2014 (Preliminary and Unaudited)
(In thousands)

Clinical Operations

	UNMMG FY 2014 Re-Forecasted Budget	UNMMG FY 2014 YTD 3/31/14 Actual	UNMMG FY 2013 Year End Actual	UNMMG FY 2014 YTD Actual to FY 2014 Re-Forecasted Budget Benchmark Rate (75%)	UNMMG FY 2014 YTD Actual to FY 2013 Year End Actual Benchmark Rate (75%)
1 UNM MEDICAL GROUP REVENUES	162,919	117,973	155,686	72%	76%
2 UNM HOSPITALS REVENUES	0	0	0	N/A	N/A
3 SRMC REVENUES	0	0	0	N/A	N/A
4 UNM CANCER CENTER CLINICAL REVENUES	0	0	0	N/A	N/A
5 TUITION AND FEES	0	0	0	N/A	N/A
6 CIGARETTE TAX APPROPRIATIONS	0	0	0	N/A	N/A
7 RPSA APPROPRIATIONS	0	0	0	N/A	N/A
8 I&G APPROPRIATIONS	0	0	0	N/A	N/A
9 I&G MAIN CAMPUS TRANSFERS	0	0	0	N/A	N/A
10 F&A REVENUES (OH RETURN)	0	0	0	N/A	N/A
11 HSC/UNM INTERNAL TRANSFERS	0	0	0	N/A	N/A
12 MILL LEVY	0	0	0	N/A	N/A
13 OTHER REVENUES	2,726	1,894	4,046	69%	47%
14 CONTRACT AND GRANT REVENUES	0	0	0	N/A	N/A
TOTAL REVENUES	165,645	119,867	159,732	72%	75%
15 TOTAL COMPENSATION EXPENSES	16,520	11,615	16,233	70%	72%
16 SUPPLIES/MEDICAL SUPPLIES	0	0	0	N/A	N/A
17 UNIVERSITY CLINICIANS PROGRAM	0	0	0	N/A	N/A
18 HOUSESTAFF	0	0	0	N/A	N/A
19 TRAVEL	0	0	0	N/A	N/A
20 STUDENT COSTS	0	0	0	N/A	N/A
21 PATIENT CARE COSTS	16,600	13,569	10,940	82%	124%
22 TELEPHONE/COMMUNICATION COSTS	0	0	0	N/A	N/A
23 PURCHASED SERVICES	119,720	84,562	117,399	71%	72%
24 OTHER MEDICAL SERVICES	0	0	0	N/A	N/A
25 SUB AWARDS/SERVICE CONTRACTS	0	0	0	N/A	N/A
26 O&M & LEASES	474	327	496	69%	66%
27 UTILITIES	0	0	0	N/A	N/A
28 DEPRECIATION	705	308	412	44%	75%
29 INTEREST EXPENSE	0	0	0	N/A	N/A
30 OTHER EXPENSES	7,925	4,200	4,439	53%	95%
31 CONTRACT AND GRANT EXPENSES	0	0	0	N/A	N/A
TOTAL EXPENSES	161,944	114,581	149,919	71%	76%
OPERATING NET MARGIN	3,701	5,286	9,813		
NON-RECURRING ITEMS					
32 CAPITAL EXPENDITURES	0	0	0	N/A	N/A
33 MEANINGFUL USE REVENUE	0	0	(2,699)	N/A	0%
34 RETURN ON INVESTMENT - TRIWEST	0	0	0	N/A	N/A
35 USE OF UNMMG RESERVES	8,500	8,484	12,406	100%	68%
36 RECRUITMENT/STARTUP/SCHOLARSHIPS	0	0	0	N/A	N/A
37 NON-RECURRING TRANSFERS	0	0	0	N/A	N/A
TOTAL NON-RECURRING ITEMS	8,500	8,484	9,707	100%	87%
NET INCOME/(USE OF RESERVES)	(4,799)	(3,198)	106		



UNIVERSITY OF NEW MEXICO HEALTH SCIENCES CENTER - SRMC Only
2014 Fiscal Year-to-Date Summary through March 31, 2014 (Preliminary and Unaudited)
(In thousands)

Clinical Operations

	SRMC FY 2014 Re-Forecasted Budget	SRMC FY 2014 YTD 3/31/14 Actual	SRMC FY 2013 Year End Actual	SRMC FY 2014 YTD Actual to FY 2014 Re-Forecasted Budget Benchmark Rate (75%)	SRMC FY 2013 Year End Actual to FY 2013 Year End Actual Benchmark Rate (75%)
1 UNM MEDICAL GROUP REVENUES	0	0	0	N/A	N/A
2 UNM HOSPITALS REVENUES	0	0	0	N/A	N/A
3 SRMC REVENUES	48,514	37,234	18,927	77%	197%
4 UNM CANCER CENTER CLINICAL REVENUES	0	0	0	N/A	N/A
5 TUITION AND FEES	0	0	0	N/A	N/A
6 CIGARETTE TAX APPROPRIATIONS	0	0	0	N/A	N/A
7 RPSP APPROPRIATIONS	0	0	0	N/A	N/A
8 I&G APPROPRIATIONS	0	0	0	N/A	N/A
9 I&G MAIN CAMPUS TRANSFERS	0	0	0	N/A	N/A
10 F&A REVENUES (OH RETURN)	0	0	0	N/A	N/A
11 HSC/UNM INTERNAL TRANSFERS	0	0	0	N/A	N/A
12 MILL LEVY	7,542	5,656	20,833	75%	27%
13 OTHER REVENUES	661	311	272	47%	114%
14 CONTRACT AND GRANT REVENUES	0	0	0	N/A	N/A
TOTAL REVENUES	56,717	43,201	40,032	76%	108%
15 TOTAL COMPENSATION EXPENSES	24,994	19,443	23,364	78%	83%
16 SUPPLIES/MEDICAL SUPPLIES	12,041	9,079	6,980	75%	130%
17 UNIVERSITY CLINICIANS PROGRAM	1,709	944	117	55%	807%
18 HOUSESTAFF	110	83	44	75%	188%
19 TRAVEL	24	16	52	69%	31%
20 STUDENT COSTS	0	0	0	N/A	N/A
21 PATIENT CARE COSTS	4,268	3,156	2,544	74%	124%
22 TELEPHONE/COMMUNICATION COSTS	74	56	110	76%	51%
23 PURCHASED SERVICES	2,928	2,539	3,944	87%	64%
24 OTHER MEDICAL SERVICES	280	327	905	117%	36%
25 SUB AWARDS/SERVICE CONTRACTS	1,140	886	429	78%	207%
26 O&M & LEASES	417	255	443	61%	57%
27 UTILITIES	791	592	599	75%	99%
28 DEPRECIATION	8,953	6,718	7,958	75%	84%
29 INTEREST EXPENSE	4,342	3,055	3,675	70%	83%
30 OTHER EXPENSES	2,753	1,738	2,866	63%	61%
31 CONTRACT AND GRANT EXPENSES	0	0	0	N/A	N/A
TOTAL EXPENSES	64,823	48,886	54,030	75%	90%
OPERATING NET MARGIN	(8,107)	(5,686)	(13,998)		
NON-RECURRING ITEMS					
32 CAPITAL EXPENDITURES	0	0	0	N/A	N/A
33 MEANINGFUL USE REVENUE	0	0	0	N/A	N/A
34 RETURN ON INVESTMENT - TRIWEST	0	0	0	N/A	N/A
35 USE OF UNMMG RESERVES	0	0	0	N/A	N/A
36 RECRUITMENT/STARTUP/SCHOLARSHIPS	0	0	0	N/A	N/A
37 NON-RECURRING TRANSFERS	0	0	0	N/A	N/A
TOTAL NON-RECURRING ITEMS	0	0	0	N/A	N/A
NET INCOME/(USE OF RESERVES)	(8,107)	(5,686)	(13,998)		



UNIVERSITY OF NEW MEXICO HEALTH SCIENCES CENTER - Consolidated HSC
2014 Fiscal Year-to-Date Summary through March 31, 2014 (Preliminary and Unaudited)
(In thousands)

Clinical and Academic Operations

	Consolidated HSC FY 2014 Re-Forecasted Budget	Consolidated HSC FY 2014 YTD 3/31/14 Actual	Consolidated HSC FY 2013 Year End Actual	Consolidated HSC FY 2014 YTD Actual to FY 2014 Re-Forecasted Budget Benchmark Rate (75%)	Consolidated HSC FY 2014 YTD Actual to FY 2013 Year End Actual Benchmark Rate (75%)
1 UNM MEDICAL GROUP REVENUES	287,122	194,200	266,372	68%	73%
2 UNM HOSPITALS REVENUES	798,498	608,384	753,711	76%	81%
3 SRMC REVENUES	64,650	48,923	30,775	76%	159%
4 UNM CANCER CENTER CLINICAL REVENUES	0	0	13,300	N/A	0%
5 TUITION AND FEES	13,738	14,373	13,177	105%	109%
6 CIGARETTE TAX APPROPRIATIONS	3,227	3,079	3,363	95%	92%
7 RPSP APPROPRIATIONS	30,976	22,896	28,890	74%	79%
8 I&G APPROPRIATIONS	62,879	47,276	60,089	75%	79%
9 I&G MAIN CAMPUS TRANSFERS	17,666	13,889	18,615	79%	75%
10 F&A REVENUES (OH RETURN)	20,800	16,338	21,459	79%	76%
11 HSC/UNM INTERNAL TRANSFERS	(2,071)	(3,308)	(3,270)	160%	101%
12 MILL LEVY	99,403	74,384	112,062	75%	66%
13 OTHER REVENUES	22,904	20,183	29,155	88%	69%
14 CONTRACT AND GRANT REVENUES	140,119	108,199	136,868	77%	79%
TOTAL REVENUES	1,559,910	1,168,818	1,484,566	75%	79%
15 TOTAL COMPENSATION EXPENSES	796,631	594,660	751,417	75%	79%
16 SUPPLIES/MEDICAL SUPPLIES	161,160	122,013	149,490	76%	82%
17 UNIVERSITY CLINICIANS PROGRAM	61,502	45,727	53,325	74%	86%
18 HOUSESTAFF	27,145	20,090	24,905	74%	81%
19 TRAVEL	5,611	3,752	5,382	67%	70%
20 STUDENT COSTS	2,610	1,862	2,123	71%	88%
21 PATIENT CARE COSTS	66,841	52,185	54,337	78%	96%
22 TELEPHONE/COMMUNICATION COSTS	5,572	4,373	5,958	78%	73%
23 PURCHASED SERVICES	177,082	127,074	169,149	72%	75%
24 OTHER MEDICAL SERVICES	23,438	20,709	24,585	88%	84%
25 SUB AWARDS/SERVICE CONTRACTS	10,858	8,640	9,875	80%	87%
26 O&M & LEASES	23,543	18,065	22,878	77%	79%
27 UTILITIES	11,225	8,872	11,591	79%	77%
28 DEPRECIATION	41,887	30,711	41,255	73%	74%
29 INTEREST EXPENSE	14,104	10,370	13,614	74%	76%
30 OTHER EXPENSES	45,898	27,532	28,180	60%	98%
31 CONTRACT AND GRANT EXPENSES	114,996	88,518	122,407	77%	72%
TOTAL EXPENSES	1,590,104	1,185,151	1,490,471	75%	80%
OPERATING NET MARGIN	(30,194)	(16,333)	(5,905)		
NON-RECURRING ITEMS					
32 CAPITAL EXPENDITURES	1,720	1,608	1,386	93%	116%
33 MEANINGFUL USE REVENUE	0	0	(2,954)	N/A	0%
34 RETURN ON INVESTMENT - TRIWEST	(39,873)	(39,873)	(12,678)	100%	315%
35 USE OF UNMMG RESERVES	8,500	8,484	12,406	100%	68%
36 RECRUITMENT/STARTUP/SCHOLARSHIPS	5,695	4,271	6,995	75%	61%
37 NON-RECURRING TRANSFERS	520	4,594	4,478	884%	103%
TOTAL NON-RECURRING ITEMS	(23,437)	(20,915)	9,633	89%	-217%
NET INCOME/(USE OF RESERVES)	(6,757)	4,582	(15,538)		

GLOSSARY OF REPORT CATEGORIES

FINANCIAL STATEMENT CATEGORY		UNM	UNMMG	UNM Hospitals	SRMC
1	UNM MEDICAL GROUP REVENUES	Clinical revenue primarily based on Physician or Provider efforts and collection through UNMMG	Net patient services revenue including SCI & UPL from UNMMG Clinical operations	N/A	N/A
2	UNM HOSPITALS REVENUES	Revenue from University Hospital to the School of Medicine	N/A	Hospital facility revenue based on patient billings by UNMH	N/A
3	SRMC REVENUES	Revenue from SRMC to the School of Medicine	N/A	N/A	Hospital facility revenue based on patient billings by SRMC
4	UNM CANCER CENTER CLINICAL REVENUES	Cancer Center patient revenue posted from the global billings and Infusion Suite net income. Clinical Adult Infusion Suite/RO/MO	N/A	N/A	N/A
5	TUITION AND FEES	Tuition & Fees, including tuition differentials	N/A	N/A	N/A
6	CIGARETTE TAX APPROPRIATIONS	Revenues received from the State as a calculated portion of Tax Revenue on the sale of tobacco products for use in Cancer Research	N/A	N/A	N/A
7	RPSP APPROPRIATIONS	Revenue received for current operations made available to UNM by act of NM State Legislature on an annual basis for Research, Public Service and Independent Operations	N/A	Revenue received for current operations made available to UNMH by act of NM State Legislature on an annual basis for Research, Public Service and Independent Operations	N/A
8	I&G APPROPRIATIONS	Revenue received for current operations made available to UNM by act of NM State Legislature on an annual basis for I&G operations	N/A	N/A	N/A
9	I&G MAIN CAMPUS TRANSFERS	Partial transfer of tuition and formula workload generated by Nursing, Pharmacy and SOM	N/A	N/A	N/A
10	F & A REVENUES (OH RETURN)	Revenue from recovery of indirect costs (F&A) incurred by a Contract or Grant also known as overhead return	N/A	N/A	N/A
11	HSC/UNM INTERNAL TRANSFERS	All transfers to/from HSC Unrestricted Funds excluding the I&G Main Campus Transfer and Transfers for Debt Service	N/A	N/A	N/A
12	MILL LEVY	N/A	N/A	Mil levy taxes collected on behalf of the Bernalillo County Treasurer and remitted to UNMH as required by the Hospital Funding Act.	Mil levy taxes collected on behalf of the Sandoval County Treasurer and remitted to SRMC as required by the Hospital Funding Act.
13	OTHER REVENUES	All other Revenues - not contained in any other category - Sales & Services (not Internal Service Center P18 sales), Gains on Sponsored Projects, Gifts, Endowment Spending Distributions, Investment Income, etc.	Other operating revenues	All other revenues not contained in any other category: Investment income, equity loss in Tricore, donated revenue, gain/loss on sale of assets, food, nutrition, catering & vending revenue, medical records revenue, rent revenue, all other non-operating revenue	All other revenues not contained in any other category: Investment income, donated revenue, gain/loss on sale of assets, food, nutrition, catering & vending revenue, medical records revenue, rent revenue, all other non-operating revenue
14	CONTRACT AND GRANT REVENUES	All Restricted Funds Revenue and Unrestricted Contract Revenue for example VA contracts	N/A	Revenue associated with restricted and unrestricted contracts and grants	N/A

GLOSSARY OF REPORT CATEGORIES

FINANCIAL STATEMENT CATEGORY		UNM	UNMMG	UNM Hospitals	SRMC
15	TOTAL COMPENSATION EXPENSES	Salary, wages & benefits	Salaries and benefits considered to be operating and certain clinical expenses of UNMMG	Salary, wages & benefits	Salary, wages & benefits
16	SUPPLIES/MEDICAL SUPPLIES	Office supplies, computer supplies, dues & memberships, postage charges, recruitment expenses, non capital equipment, computers, food, lab supplies, uniforms, training materials, etc.	N/A	Medical supplies for: lab, radiology, blood, pharmaceuticals, biologics, implantable devices, office supplies, computer supplies, photocopy expense, forms, linen, food, uniforms, and training materials.	Medical supplies for: lab, radiology, blood, pharmaceuticals, biologics, implantable devices, office supplies, computer supplies, photocopy expense, forms, linen, food, uniforms, and training materials.
17	UNIVERSITY CLINICIANS PROGRAM	N/A	N/A	Special clinician program to support SOM	Special clinician program to support SOM
18	HOUSESTAFF	N/A	N/A	Reimbursement of patient care services provided by residents who are employed by SOM.	Reimbursement of patient care services provided by SOM through UNMMG.
19	TRAVEL	Travel - in state, out of state, foreign, business meals, rental vehicles, new employee moving expenses, vehicle fuel etc.	N/A	Travel - in state, out of state, business meals, rental vehicles, flights, ground transportation, vehicle fuel etc.	Travel - in state, out of state, business meals, rental vehicles, flights, ground transportation, vehicle fuel etc.
20	STUDENT COSTS	Student tuition/fee expense, student travel, scholarships/fellowships, housing, insurance for students, student awards, etc.	N/A	N/A	N/A
21	PATIENT CARE COSTS	Patient Care costs for inpatient, outpatient care & lab, pharmacy and x-ray services for patients	Patient Care costs for inpatient, outpatient care & lab, pharmacy and x-ray services for patients	Patient Care costs for inpatient, outpatient care including Tricore laboratory expense, OR instruments, NM Insurance pool premiums, kidney acquisition, step down care (snf) for IV dependent patients, radiation oncology and patient assistance	Patient Care costs for inpatient, outpatient care including Tricore laboratory expense, OR instruments, NM Insurance pool premiums, kidney acquisition, step down care (snf) for IV dependent patients, radiation oncology and patient assistance
22	TELEPHONE/COMMUNICATION COSTS	Telephone, voicemail, cellular, long distance, paging and data networking charges	N/A	Telephone, voicemail, cellular, long distance, paging and data networking charges	Telephone, voicemail, cellular, long distance, paging and data networking charges
23	PURCHASED SERVICES	Alarm fees, internet fees, architectural services, auditing services, printing/copying/binding fees, conference/event fees, honoraria, insurance charges (general liability, professional liability), legal services, electronic journals & books, consultant fees, etc.	Includes payment to UNM SOM for physician and other provider services	Recruitment, professional, legal, auditing, consulting fees, promotional/graphics, IT Hosting Cerner, Siemens and PACS, safety and risk services, equifax, laundry, malpractice and liability insurance, etc.	Recruitment, professional, legal, auditing, consulting fees, promotional/graphics, IT Hosting Cerner, Siemens and PACS, safety and risk services, equifax, laundry, malpractice and liability insurance, etc.
24	OTHER MEDICAL SERVICES	N/A	N/A	Pathology contract, physician services, Executive Medical Directors, Medical Directors, dialysis services for UNM Care patients, OMI MOU, Adult Infusion net	Physician services
25	SUB AWARDS/SERVICE CONTRACTS	Unrestricted Sub Awards, Gain/Loss on Unrestricted Projects	N/A	All service contracts	All service contracts
26	O&M & LEASES	Plant maintenance and repairs, equipment repairs and maintenance, property insurance, auto insurance, facility rent expense	Building maintenance and repairs, equipment repairs and maintenance, repair parts, equipment rent, property insurance, auto insurance, facility rent expense, and housekeeping supplies	Building maintenance and repairs, equipment repairs and maintenance, repair parts, equipment rent, property insurance, auto insurance, facility rent expense, and housekeeping supplies	Building maintenance and repairs, equipment repairs and maintenance, repair parts, equipment rent, property insurance, auto insurance, facility rent expense, and housekeeping supplies
27	UTILITIES	Natural gas, electricity, steam, sewer, water, chilled water	N/A	Natural gas, electricity, steam, sewer, water, chilled water	Natural gas, electricity, steam, sewer, water, chilled water

GLOSSARY OF REPORT CATEGORIES

FINANCIAL STATEMENT CATEGORY		UNM	UNMMG	UNM Hospitals	SRMC
28	DEPRECIATION	N/A	The annual amortization for the furniture and equipment.	The annual amortization for the capital outlay associated with building, building improvement, fixed and moveable equipment which is based on the estimated useful lives of the assets as determined by the AHA "Estimated useful lives of Depreciable Hospital Assets".	The annual amortization for the capital outlay associated with building, building improvement, fixed and moveable equipment which is based on the estimated useful lives of the assets as determined by the AHA "Estimated useful lives of Depreciable Hospital Assets".
29	INTEREST EXPENSE	Transfers to cover debt service	N/A	Interest expense associated with the series 2004 FHA Insured Hospital Mortgage Revenue Bonds.	SRMC receives subsidy payments related to interest payments under the federal Build America Bond program. Under the program SRMC applies for subsidy funds commensurate with each bond payment, so the application for the subsidy is made semiannually. Also includes interest expense on the Series A & B Bonds.
30	OTHER EXPENSES	Banking fees, cost of goods sold, research costs, royalties, bad debt expense, other operating costs, Banner tax, etc.	Billings & collections expenses and other operating expenses of UNMMG	Programming, application, software and maintenance expenses, non capital equipment (less than \$5k), signs, dues & memberships, freight, postage, subscriptions, licenses/permits, Gap Tax, Intergovernmental Transfers for the SCI and IME, bond issuance costs, capital initiatives and other non-operating expenses.	Programming, application, software and maintenance expenses, non capital equipment (less than \$5k), signs, dues & memberships, freight, postage, subscriptions, licenses/permits, Gap Tax, Intergovernmental Transfers for the SCI and IME, bond issuance costs, capital initiatives and other non-operating expenses.
31	CONTRACT AND GRANT EXPENSES	All Restricted Funds Expense and Unrestricted Contract Expense for example VA contracts	N/A	N/A	N/A
32	CAPITAL EXPENDITURES	Equipment/furniture >\$5,000, Computer hardware, library acquisitions, etc.	N/A	N/A	N/A
33	MEANINGFUL USE REVENUE	N/A	Medicare and Medicaid programs provide incentive payments for hospital and physicians that make meaningful use of certified electronic health record technology.	Medicare and Medicaid programs provide incentive payments for hospital and physicians that make meaningful use of certified electronic health record technology.	N/A
34	RETURN ON INVESTMENT - TRIWEST	NA	NA	Dividend payments from investment in TriWest	NA
35	USE OF UNMMG RESERVES	N/A	To fund and support the mission of the Health Sciences Center.	N/A	N/A
36	RECRUITMENT/STARTUP/SCHOLARSHIPS	Chair and Startup Packages, Dean's Scholars/Professorships, and Recruitment Costs	N/A	N/A	N/A
37	NON-RECURRING TRANSFERS	Transfers from current unrestricted funds to plant funds or any other non-recurring transfers	N/A	N/A	N/A



UNIVERSITY OF NEW MEXICO HEALTH SCIENCES CENTER
Balance Sheet for the Health Sciences Center
2014 Fiscal Year as of March 31, 2014 (Preliminary and Unaudited)
(In thousands)

	University HSC	UNM Hospitals	UNMMG	SRMC
ASSETS				
1 Cash and cash equivalents	26,471	134,823	18,572	4,880
2 Marketable securities	17,647	34,270	-	-
Receivables:				
3 Patient, net	1,467	77,364	25,188	6,655
4 Receivable from Affiliates	54,059	7,581	4,885	110
5 Estimated third party payor settlements	-	25,903	-	1,139
6 County Treasurer	-	14,654	-	844
7 Contracts, Grants and Other	16,002	3,982	-	863
8 Other	2,485	14,854	997	2,463
Total Current Assets	<u>118,131</u>	<u>313,431</u>	<u>49,642</u>	<u>16,954</u>
Assets whose use is limited:				
9 Held by trustee for debt service & other	-	42,953	-	21,988
10 By UNM Hospital Board of Trustees	-	21,991	-	-
11 Board and Other Designated Assets	89,012	-	22,208	-
12 Endowments	102,869	-	-	-
13 Capital Assets, net of depreciation	267,191	246,746	1,874	130,447
TOTAL ASSETS	<u>577,203</u>	<u>625,121</u>	<u>73,724</u>	<u>169,389</u>
LIABILITIES				
14 Accounts Payable	7,065	32,860	5,371	5,416
15 Other accrued liabilities	35,975	44,902	-	2,675
16 Payable to Affiliates	2,633	36,533	24,555	2,914
17 Bonds payable - current	843	5,240	-	4,700
18 Interest payable bonds	442	1,954	-	1,626
19 Estimated third party payor settlements	-	19,677	-	-
20 Bonds payable - non current	18,182	154,180	-	138,725
21 Other liabilities - non current	24,252	7,593	-	-
22 Sponsored Project and Other Deferred Revenue	9,353	-	-	-
TOTAL LIABILITIES	<u>98,745</u>	<u>302,939</u>	<u>29,926</u>	<u>156,056</u>
NET POSITION				
23 Restricted - expendable grants, bequests and contributions	104,876	14,175	-	2
24 Restricted - trust indenture and debt agreement	-	26,466	-	12,454
25 Committed and Dedicated agreements	119,366	-	22,208	-
26 Discretionary Reserve	6,049	181,818	19,716	877
27 Assets invested in Capital, net of related debt	248,167	99,723	1,874	-
TOTAL NET POSITION	<u>478,458</u>	<u>322,182</u>	<u>43,798</u>	<u>13,333</u>
Current Ratio	2.52	2.29	1.66	2.40
Days Cash on Hand	N/A	61.52	43.76	34.90



UNIVERSITY OF NEW MEXICO HEALTH SCIENCES CENTER
Glossary of Report Categories

	University HSC	UNM Hospitals	UNMMG	SRMC
--	----------------	---------------	-------	------

ASSETS

1	Cash and cash equivalents	Funds on deposit with Financial Institution with UNM	Funds on deposit with Financial Institution	Funds on deposit with Financial Institution	Funds on deposit with Financial Institution, plus the remaining balance of the \$46m
2	Marketable securities	Funds invested in securities in accordance with UNM Investment policy	Funds invested in US Treasury	N/A	N/A
3	Patient, net	Pediatric/Newborn Transport Services, net of estimated contractual allowances and estimated bad debt	Patient Receivable after adjustments for discounts and allowances	Patient Receivable for care provided by UNM SOM facility and other practitioners, net of estimated contractual allowances and estimated bad debt	Patient Receivable for facility costs, net of estimated contractual allowances and estimated bad debt
4	Receivable from Affiliates	Related Party Receivables for goods or services provided to UNM Hospitals, UNMMG and SRMC	Related Party Receivable from University HSC and SRMC	Related Party Receivable for negative arbitrage for SRMC	Related Party Receivable from UNMMG and UNMH
5	Estimated third party payor settlements	N/A	Accounts Receivable for IME/GME /DSH	N/A	
6	County Treasurer	N/A	Bernalillo County Mil Levy Receivable	N/A	Sandoval County Mil Levy Receivable
7	Contracts, Grants and Other	Sponsored project receivables and other services invoiced by UNM such as OMI, Resident Physician contracts, etc.	Accounts Receivable from Contracts/UNM MG/Special Billing/Investments	N/A	Other receivable balances. As of year end, a receivable was recorded for the insurance proceeds associated with the damage in the OR due to the flood
8	Other	Prepaid contractual obligations, such as library subscription services and maintenance contacts	Prepaid Expense and Inventory	Pharmacy Inventory	Prepaid Expense and Inventory
9	Held by trustee for debt service & other	N/A	Debt/Mortgage reserve funds to include collateral and intangible assets	N/A	Funds held in Trustee Accounts, Mortgage reserve funds, bond debt service accounts
10	By UNM Hospital Clinical Operations Board	N/A	Investment in TriWest/Tricare Reference Laboratory	N/A	N/A
11	Board and Other Designated Assets	Funds dedicated to UNM Hospitals Capital Initiatives and unexpended plant funds	14	N/A	Department, SOM Investment in UNMMG and Quality Reserves
					The original bond proceeds were used to purchase GNMA's which collateralize the mortgage with Prudential



UNIVERSITY OF NEW MEXICO HEALTH SCIENCES CENTER
Glossary of Report Categories

	University HSC	UNM Hospitals	UNMMG	SRMC
12 Endowments	Balance of endowed corpus funds generating revenue according to donor intent	N/A	N/A	N/A
13 Capital Assets, net of depreciation	Property, Plant and Equipment	Land, Property, Plant and Equipment	Furniture and Equipment	Land, Property, Plant and Equipment
LIABILITIES				
14 Accounts Payable	Unpaid balances owed to vendors for goods and services; amounts owed to employees for expense reimbursements	Amount owed to creditors	Unpaid balances owed to vendors for goods and services; accrued payroll and other payroll benefits and taxes	Unpaid balances owed to vendors for goods and services
15 Other accrued liabilities	Payroll withholding liabilities and estimated value of compensated absences	Accrued liabilities to include payroll, compensated benefit, and Incurred but not Recognized (IBNR) State Coverage Insurance	N/A	Accrued liabilities to include payroll, compensated benefits and other payroll benefits and taxes
16 Payable to Affiliates	Unpaid balances for services provided by UNM Hospitals, and UNMMG	Unpaid balances for services provided by University HSC	Unpaid balances for services provided by University HSC for purchased services, special arrangements, and indigent distribution	Unpaid balances for services provided by University HSC, UNMMG and UNMH
17 Bonds payable - current	Debt service payment that will be due within the next twelve months	Series 2004 Bonds payable in next year - FHA Insured Hospital Mortgage Revenue Bonds	N/A	Debt service payment that will be due within the next twelve months
18 Interest payable bonds	Interest Payable on outstanding debt	Interest Payable Series 2004 Bonds (FHA Insured Hospital Mortgage Revenue Bonds)	N/A	Interest Payable on Bonds
19 Estimated third party payor settlements	N/A	Medicare/Medicaid Settlements	N/A	N/A
20 Bonds payable - non current	Outstanding balance due in the long-term for bond funding	Series Bonds Payable in the long-term (FHA Insured Hospital Mortgage Revenue Bonds)	N/A	Outstanding balance due in the long-term for FHA Insured Hospital Revenue Bonds
21 Other liabilities - non current	Estimated future cost associated with Other Post Retirement Benefits (OPEB) and self-funded health insurance plan	Estimated future cost associated with Other Post Employment Benefits (OPEB) and bond premiums	N/A	The balance of the mortgage payable
22 Sponsored Project and Other Deferred Revenue	Prepaid contract and grant revenue, tuition, and other prepaid student fees	15 N/A	N/A	N/A



**UNIVERSITY OF NEW MEXICO HEALTH SCIENCES CENTER
Glossary of Report Categories**

University HSC

UNM Hospitals

UNMMG

SRMC

NET POSITION

23	Restricted - expendable grants, bequests and contributions	Restricted monies used in accordance with donor intent, contracts and bequests	Restricted monies used in accordance with donor intent, contracts and bequests	N/A	Restricted monies used in accordance with donor intent, contracts and bequests
24	Restricted - trust indenture and debt agreement	N/A	Restricted monies for Debt Service, Collateral, and Mortgage Reserve	N/A	Restricted monies for Mortgage reserve, Bond Debt Service
25	Committed and Dedicated agreements	Funds that have been committed for future expenditures. Dedicated funds have a clear focused purposed with for specific use.	N/A	Department, SOM Investment in UNMMG and Quality Fund Balances	N/A
26	Discretionary Reserve	Remaining fund balance after accounting for all restricted, committed and dedicated funds	Chief operating fund for all financial resources except those accounted for in another fund	Other operating reserves	Chief operating fund for all financial resources except those accounted for in another fund
27	Assets invested in Capital, net of related debt	Property, Plant and Equipment after adjustment for related bond debt	Property, Plant and Equipment after adjustment for related bond debt	Furniture and Equipment after adjustment for related bond debt	Property, Plant and Equipment after adjustment for related bond debt