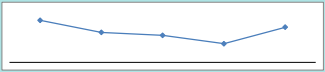





**Health Sciences Center  
Metrics (Preliminary and Unaudited)**

Benchmark	Expected	FY 2010 3rd Quarter YTD	FY 2011 3rd Quarter YTD	FY 2012 3rd Quarter YTD	FY 2013 3rd Quarter YTD	FY 2014 3rd Quarter YTD	Fiscal Year Trend	FY 2014 April 30th YTD
<b>Approximate Cash Flow/(Use) from Operations *</b> <i>(Amounts are in thousands)</i>	HSC	↑	\$12,014	\$8,574	\$7,718	\$5,329		\$6,534
	UNMMG	↑	\$1,888	\$17,435	\$2,632	(\$1,199)		\$6,680
	UNMH	↑	\$25,141	\$29,007	\$22,009	\$12,533		\$1,143
	SRMC	↑	NA	NA	NA	(\$1,648)		\$1,589

\* Approximate Cash Flow/(Use) from Operations = Operating Net Margin plus Depreciation Expense

<b>Operating Net Margin</b> <i>(Amounts are in thousands)</i>	HSC	↑	\$12,014	\$8,574	\$7,718	\$5,329		\$6,534	
	UNMMG	↑	\$1,582	\$17,064	\$2,209	(\$1,601)		\$6,339	
	UNMH	↑	\$419	\$2,882	(\$3,749)	(\$11,124)	(\$25,995)		(\$25,164)
	SRMC	↑	NA	NA	NA	(\$7,219)	(\$5,686)		(\$5,886)

**Health Sciences Center  
Metrics (Preliminary and Unaudited)**

Benchmark	Expected	FY 2010	FY 2011	FY 2012	FY 2013	FY 2014	Fiscal Year Trend	FY 2014	
		3rd Quarter YTD	3rd Quarter YTD	3rd Quarter YTD	3rd Quarter YTD	3rd Quarter YTD		April 30th YTD	
<b>Net Income/(Use of Reserves)</b> <i>(Amounts are in thousands)</i>	HSC	↑	\$1,808	\$1,150	(\$3,736)	(\$1,717)	(\$413)		(\$1,635)
	UNMMG	↑	\$1,082	\$16,464	\$1,511	\$949	(\$3,198)		(\$2,627)
	UNMH	↑	\$419	\$2,882	\$349	(\$3,695)	\$13,878		\$14,708
	SRMC	↑	NA	NA	NA	(\$7,219)	(\$5,686)		(\$5,886)
<b>Uncompensated Care</b> <i>(Amounts are in thousands)</i>	UNMMG & UNMCC	↓	\$22,980	\$29,651	\$29,366	\$36,126	\$31,903		\$34,069
	UNMH	↓	\$104,975	\$121,869	\$123,917	\$142,376	\$133,816		\$147,246
	SRMC	↓	NA	NA	NA	\$1,239	\$9,911		\$10,456

**Health Sciences Center  
Metrics (Preliminary and Unaudited)**


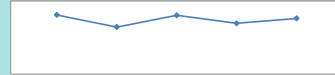

Benchmark	Expected	FY 2010 3rd Quarter	FY 2011 3rd Quarter	FY 2012 3rd Quarter	FY 2013 3rd Quarter	FY 2014 3rd Quarter	Fiscal Year Trend	FY 2014 April 30th
<b>Days Cash on Hand</b>								
Days of Expense in Discretionary Reserves Year End Benchmark - 10 Days	HSC ↑	NA	13.96	13.28	7.39	4.76		5.61
ACMPE 30 Days *	UNMMG ↑	53.10	32.50	58.50	43.58	43.76		50.74
UHC 75 Days **	UNMH ↑	63.71	66.20	58.62	46.34	61.52		60.94
UHC 75 Days **	SRMC ↑	NA	NA	NA	NA	34.90		35.65

\* American College of Medical Practice Executives

\*\* University HealthSystem Consortium

**Accounts Receivable Greater Than Ninety Days**

(Amounts are in thousands)



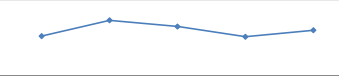

HSC ↓	\$1,574 13%	\$1,160 20%	\$1,615 15%	\$248 2%	\$275 18%		\$292 20%
UNMMG ↓	\$5,278 19%	\$3,479 13%	\$6,235 19%	\$4,466 15%	\$6,394 17%		\$7,191 18%
UNMH*** ↓	\$41,950 22%	\$60,776 26%	\$58,369 24%	\$51,080 23%	\$66,130 24%		\$68,352 26%
SRMC**** ↓	NA	NA	NA	NA	\$852 13%		\$804 13%

\*\*\* UNMH Account Receivable Greater Than Ninety Days excludes liens

\*\*\*\* SRMC Account Receivable Greater Than Ninety Days reflects Net Accounts Receivable - all other receivables are shown at Gross

**Health Sciences Center  
Metrics (Preliminary and Unaudited)**

(Amounts are in thousands)

	Expected	FY 2010 3rd Quarter YTD	FY 2011 3rd Quarter YTD	FY 2012 3rd Quarter YTD	FY 2013 3rd Quarter YTD	FY 2014 3rd Quarter YTD	Fiscal Year Trend	FY 2014 April 30th YTD
<b>Proposals Submitted</b>	↑	\$178,815	\$186,997	\$189,292	\$185,768	\$211,353		\$236,406
<b>Awards</b>	↑	\$98,787	\$111,526	\$89,579	\$94,171	\$91,320		\$110,923
<b>Earned F&amp;A</b>	↑	\$15,643	\$17,506	\$16,770	\$15,568	\$16,338		\$18,254
<b>Contract &amp; Grant Expense</b> <i>(Includes Cost Share, Program Income and F&amp;A Expense)</i>	↑	\$87,652	\$92,694	\$89,619	\$90,558	\$88,518		\$99,664



**UNIVERSITY OF NEW MEXICO HEALTH SCIENCES CENTER - University HSC Only\***  
**2014 Fiscal Year-to-Date Summary through April 30, 2014 (Preliminary and Unaudited)**  
(In thousands)

\* UNIVERSITY HSC ONLY INCLUDES: SOM, CON, COP, HSLIC, ADMIN, RESEARCH

	University HSC FY 2014 Revised Budget	University HSC FY 2014 YTD 4/30/14 Actual	University HSC FY 2013 Year End Actual	University HSC FY 2014 YTD Actual to FY 2014 Revised Budget Benchmark Rate (83%)	University HSC FY 2013 Year End Actual Benchmark Rate (83%)
1 UNM MEDICAL GROUP REVENUES	113,721	86,017	110,686	76%	78%
2 UNM HOSPITALS REVENUES	120,678	110,117	100,233	91%	110%
3 SRMC REVENUES	17,010	13,092	11,848	77%	111%
4 UNM CANCER CENTER CLINICAL REVENUES	0	0	13,300	N/A	0%
5 TUITION AND FEES	14,586	14,399	13,177	99%	109%
6 CIGARETTE TAX APPROPRIATIONS	3,227	3,387	3,363	105%	101%
7 RPSP APPROPRIATIONS	17,238	14,385	15,924	83%	90%
8 I&G APPROPRIATIONS	62,381	52,477	60,089	84%	87%
9 I&G MAIN CAMPUS TRANSFERS	18,518	15,432	18,615	83%	83%
10 F&A REVENUES (OH RETURN)	22,400	18,254	21,459	81%	85%
11 HSC/UNM INTERNAL TRANSFERS	(5,007)	(7,491)	(3,270)	150%	229%
12 MILL LEVY	0	0	0	N/A	N/A
13 OTHER REVENUES	19,951	13,068	13,316	65%	98%
14 CONTRACT AND GRANT REVENUES	128,092	106,750	131,070	83%	81%
<b>TOTAL REVENUES</b>	<b>532,795</b>	<b>439,887</b>	<b>509,810</b>	<b>83%</b>	<b>86%</b>
15 TOTAL COMPENSATION EXPENSES	337,504	281,036	319,157	83%	88%
16 SUPPLIES/MEDICAL SUPPLIES	11,841	9,145	11,723	77%	78%
17 UNIVERSITY CLINICIANS PROGRAM	0	0	0	N/A	N/A
18 HOUSESTAFF	0	0	0	N/A	N/A
19 TRAVEL	5,217	3,720	4,656	71%	80%
20 STUDENT COSTS	3,539	2,764	2,123	78%	130%
21 PATIENT CARE COSTS	893	612	852	68%	72%
22 TELEPHONE/COMMUNICATION COSTS	2,064	1,873	2,294	91%	82%
23 PURCHASED SERVICES	23,060	19,517	24,091	85%	81%
24 OTHER MEDICAL SERVICES	0	0	0	N/A	N/A
25 SUB AWARDS/SERVICE CONTRACTS	1,250	819	1,499	66%	55%
26 O&M & LEASES	7,960	6,150	6,900	77%	89%
27 UTILITIES	5,007	3,956	4,874	79%	81%
28 DEPRECIATION	0	0	0	N/A	N/A
29 INTEREST EXPENSE	2,169	1,807	2,169	83%	83%
30 OTHER EXPENSES	8,818	2,292	297	26%	772%
31 CONTRACT AND GRANT EXPENSES	119,394	99,664	122,407	83%	81%
<b>TOTAL EXPENSES</b>	<b>528,716</b>	<b>433,353</b>	<b>503,042</b>	<b>82%</b>	<b>86%</b>
<b>OPERATING NET MARGIN</b>	<b>4,079</b>	<b>6,534</b>	<b>6,768</b>		
<b>NON-RECURRING ITEMS</b>					
32 CAPITAL EXPENDITURES	2,870	1,772	1,386	62%	128%
33 MEANINGFUL USE REVENUE	0	0	0	N/A	N/A
34 RETURN ON INVESTMENT - TRIWEST	0	0	0	N/A	N/A
35 USE OF UNMMG RESERVES	0	0	0	N/A	N/A
36 RECRUITMENT/STARTUP/SCHOLARSHIPS	6,352	5,272	6,995	83%	75%
37 NON-RECURRING TRANSFERS	864	1,126	4,478	130%	25%
<b>TOTAL NON-RECURRING ITEMS</b>	<b>10,086</b>	<b>8,170</b>	<b>12,859</b>	<b>81%</b>	<b>64%</b>
<b>NET INCOME/(USE OF RESERVES)</b>	<b>(6,007)</b>	<b>(1,635)</b>	<b>(6,091)</b>		



**UNIVERSITY OF NEW MEXICO HEALTH SCIENCES CENTER - UNM Hospitals Only**  
**2014 Fiscal Year-to-Date Summary through April 30, 2014 (Preliminary and Unaudited)**  
(In thousands)

**Clinical Operations**

	<b>UNM Hospitals FY 2014 Revised Budget</b>	<b>UNM Hospitals FY 2014 YTD 4/30/14 Actual</b>	<b>UNM Hospitals FY 2013 Year End Actual</b>	<b>UNM Hospitals FY 2014 YTD Actual to FY 2014 Revised Budget Benchmark Rate (83%)</b>	<b>UNM Hospitals FY 2014 YTD Actual to FY 2013 Year End Actual Benchmark Rate (83%)</b>
1 UNM MEDICAL GROUP REVENUES	0	0	0	N/A	N/A
2 UNM HOSPITALS REVENUES	681,483	565,095	653,478	83%	86%
3 SRMC REVENUES	0	0	0	N/A	N/A
4 UNM CANCER CENTER CLINICAL REVENUES	0	0	0	N/A	N/A
5 TUITION AND FEES	0	0	0	N/A	N/A
6 CIGARETTE TAX APPROPRIATIONS	0	0	0	N/A	N/A
7 RPSP APPROPRIATIONS	13,185	11,039	12,966	84%	85%
8 I&G APPROPRIATIONS	0	0	0	N/A	N/A
9 I&G MAIN CAMPUS TRANSFERS	0	0	0	N/A	N/A
10 F&A REVENUES (OH RETURN)	0	0	0	N/A	N/A
11 HSC/UNM INTERNAL TRANSFERS	0	0	0	N/A	N/A
12 MILL LEVY	91,861	76,972	91,229	84%	84%
13 OTHER REVENUES	7,192	8,498	11,521	118%	74%
14 CONTRACT AND GRANT REVENUES	16,731	14,767	5,798	88%	255%
<b>TOTAL REVENUES</b>	<b>810,452</b>	<b>676,371</b>	<b>774,992</b>	<b>83%</b>	<b>87%</b>
15 TOTAL COMPENSATION EXPENSES	410,897	340,258	392,663	83%	87%
16 SUPPLIES/MEDICAL SUPPLIES	139,574	116,970	130,787	84%	89%
17 UNIVERSITY CLINICIANS PROGRAM	59,793	49,753	53,208	83%	94%
18 HOUSESTAFF	27,035	22,164	24,861	82%	89%
19 TRAVEL	692	555	674	80%	82%
20 STUDENT COSTS	0	0	0	N/A	N/A
21 PATIENT CARE COSTS	45,101	38,365	40,001	85%	96%
22 TELEPHONE/COMMUNICATION COSTS	3,496	2,906	3,554	83%	82%
23 PURCHASED SERVICES	34,480	25,800	23,715	75%	109%
24 OTHER MEDICAL SERVICES	23,159	23,218	23,680	100%	98%
25 SUB AWARDS/SERVICE CONTRACTS	9,203	7,763	7,947	84%	98%
26 O&M & LEASES	16,329	13,634	15,039	83%	91%
27 UTILITIES	6,171	5,233	6,118	85%	86%
28 DEPRECIATION	32,230	26,307	32,885	82%	80%
29 INTEREST EXPENSE	7,593	6,314	7,770	83%	81%
30 OTHER EXPENSES	22,843	22,296	20,578	98%	108%
31 CONTRACT AND GRANT EXPENSES	0	0	0	N/A	N/A
<b>TOTAL EXPENSES</b>	<b>838,598</b>	<b>701,535</b>	<b>783,480</b>	<b>84%</b>	<b>90%</b>
<b>OPERATING NET MARGIN</b>	<b>(28,146)</b>	<b>(25,164)</b>	<b>(8,488)</b>		
<b>NON-RECURRING ITEMS</b>					
32 CAPITAL EXPENDITURES	0	0	0	N/A	N/A
33 MEANINGFUL USE REVENUE	0	0	(255)	N/A	0%
34 RETURN ON INVESTMENT - TRIWEST	(39,873)	(39,873)	(12,678)	100%	315%
35 USE OF UNMMG RESERVES	0	0	0	N/A	N/A
36 RECRUITMENT/STARTUP/SCHOLARSHIPS	0	0	0	N/A	N/A
37 NON-RECURRING TRANSFERS	0	0	0	N/A	N/A
<b>TOTAL NON-RECURRING ITEMS</b>	<b>(39,873)</b>	<b>(39,873)</b>	<b>(12,933)</b>	<b>100%</b>	<b>308%</b>
<b>NET INCOME/(USE OF RESERVES)</b>	<b>11,727</b>	<b>14,708</b>	<b>4,445</b>		



**UNIVERSITY OF NEW MEXICO HEALTH SCIENCES CENTER - UNMMG Only**  
**2014 Fiscal Year-to-Date Summary through April 30, 2014 (Preliminary and Unaudited)**  
(In thousands)

Clinical Operations

	UNMMG FY 2014 Revised Budget	UNMMG FY 2014 YTD 4/30/14 Actual	UNMMG FY 2013 Year End Actual	UNMMG FY 2014 YTD Actual to FY 2014 Revised Budget Benchmark Rate (83%)	UNMMG FY 2014 YTD Actual to FY 2013 Year End Actual Benchmark Rate (83%)
1 UNM MEDICAL GROUP REVENUES	163,686	132,599	155,686	81%	85%
2 UNM HOSPITALS REVENUES	0	0	0	N/A	N/A
3 SRMC REVENUES	0	0	0	N/A	N/A
4 UNM CANCER CENTER CLINICAL REVENUES	0	0	0	N/A	N/A
5 TUITION AND FEES	0	0	0	N/A	N/A
6 CIGARETTE TAX APPROPRIATIONS	0	0	0	N/A	N/A
7 RPSP APPROPRIATIONS	0	0	0	N/A	N/A
8 I&G APPROPRIATIONS	0	0	0	N/A	N/A
9 I&G MAIN CAMPUS TRANSFERS	0	0	0	N/A	N/A
10 F&A REVENUES (OH RETURN)	0	0	0	N/A	N/A
11 HSC/UNM INTERNAL TRANSFERS	0	0	0	N/A	N/A
12 MILL LEVY	0	0	0	N/A	N/A
13 OTHER REVENUES	1,192	2,288	4,046	192%	57%
14 CONTRACT AND GRANT REVENUES	0	0	0	N/A	N/A
<b>TOTAL REVENUES</b>	<b>164,878</b>	<b>134,887</b>	<b>159,732</b>	<b>82%</b>	<b>84%</b>
15 TOTAL COMPENSATION EXPENSES	15,907	12,939	16,233	81%	80%
16 SUPPLIES/MEDICAL SUPPLIES	0	0	0	N/A	N/A
17 UNIVERSITY CLINICIANS PROGRAM	0	0	0	N/A	N/A
18 HOUSESTAFF	0	0	0	N/A	N/A
19 TRAVEL	0	0	0	N/A	N/A
20 STUDENT COSTS	0	0	0	N/A	N/A
21 PATIENT CARE COSTS	15,060	15,490	10,940	103%	142%
22 TELEPHONE/COMMUNICATION COSTS	0	0	0	N/A	N/A
23 PURCHASED SERVICES	117,168	94,658	117,399	81%	81%
24 OTHER MEDICAL SERVICES	0	0	0	N/A	N/A
25 SUB AWARDS/SERVICE CONTRACTS	0	0	0	N/A	N/A
26 O&M & LEASES	474	363	496	77%	73%
27 UTILITIES	0	0	0	N/A	N/A
28 DEPRECIATION	545	341	412	63%	83%
29 INTEREST EXPENSE	0	0	0	N/A	N/A
30 OTHER EXPENSES	11,428	4,756	4,439	42%	107%
31 CONTRACT AND GRANT EXPENSES	0	0	0	N/A	N/A
<b>TOTAL EXPENSES</b>	<b>160,582</b>	<b>128,548</b>	<b>149,919</b>	<b>80%</b>	<b>86%</b>
<b>OPERATING NET MARGIN</b>	<b>4,296</b>	<b>6,339</b>	<b>9,813</b>		
<b>NON-RECURRING ITEMS</b>					
32 CAPITAL EXPENDITURES	0	0	0	N/A	N/A
33 MEANINGFUL USE REVENUE	0	(106)	(2,699)	N/A	4%
34 RETURN ON INVESTMENT - TRIWEST	0	0	0	N/A	N/A
35 USE OF UNMMG RESERVES	8,500	9,072	12,406	107%	73%
36 RECRUITMENT/STARTUP/SCHOLARSHIPS	0	0	0	N/A	N/A
37 NON-RECURRING TRANSFERS	0	0	0	N/A	N/A
<b>TOTAL NON-RECURRING ITEMS</b>	<b>8,500</b>	<b>8,966</b>	<b>9,707</b>	<b>105%</b>	<b>92%</b>
<b>NET INCOME/(USE OF RESERVES)</b>	<b>(4,204)</b>	<b>(2,627)</b>	<b>106</b>		



**UNIVERSITY OF NEW MEXICO HEALTH SCIENCES CENTER - SRMC Only**  
**2014 Fiscal Year-to-Date Summary through April 30, 2014 (Preliminary and Unaudited)**  
(In thousands)

Clinical Operations

	SRMC FY 2014 Revised Budget	SRMC FY 2014 YTD 4/30/14 Actual	SRMC FY 2013 Year End Actual	SRMC FY 2014 YTD Actual to FY 2014 Revised Budget Benchmark Rate (83%)	SRMC FY 2014 YTD Actual to FY 2013 Year End Actual Benchmark Rate (83%)
1 UNM MEDICAL GROUP REVENUES	0	0	0	N/A	N/A
2 UNM HOSPITALS REVENUES	0	0	0	N/A	N/A
3 SRMC REVENUES	48,514	41,915	18,927	86%	221%
4 UNM CANCER CENTER CLINICAL REVENUES	0	0	0	N/A	N/A
5 TUITION AND FEES	0	0	0	N/A	N/A
6 CIGARETTE TAX APPROPRIATIONS	0	0	0	N/A	N/A
7 RPSP APPROPRIATIONS	0	0	0	N/A	N/A
8 I&G APPROPRIATIONS	0	0	0	N/A	N/A
9 I&G MAIN CAMPUS TRANSFERS	0	0	0	N/A	N/A
10 F&A REVENUES (OH RETURN)	0	0	0	N/A	N/A
11 HSC/UNM INTERNAL TRANSFERS	0	0	0	N/A	N/A
12 MILL LEVY	7,542	6,285	20,833	83%	30%
13 OTHER REVENUES	661	353	272	53%	130%
14 CONTRACT AND GRANT REVENUES	0	0	0	N/A	N/A
<b>TOTAL REVENUES</b>	<b>56,717</b>	<b>48,554</b>	<b>40,032</b>	<b>86%</b>	<b>121%</b>
15 TOTAL COMPENSATION EXPENSES	24,994	21,696	23,364	87%	93%
16 SUPPLIES/MEDICAL SUPPLIES	12,041	10,154	6,980	84%	145%
17 UNIVERSITY CLINICIANS PROGRAM	1,709	944	117	55%	807%
18 HOUSESTAFF	110	87	44	79%	198%
19 TRAVEL	24	19	52	78%	36%
20 STUDENT COSTS	0	0	0	N/A	N/A
21 PATIENT CARE COSTS	4,268	3,443	2,544	81%	135%
22 TELEPHONE/COMMUNICATION COSTS	74	62	110	84%	56%
23 PURCHASED SERVICES	2,928	2,858	3,944	98%	72%
24 OTHER MEDICAL SERVICES	280	389	905	139%	43%
25 SUB AWARDS/SERVICE CONTRACTS	1,140	1,011	429	89%	236%
26 O&M & LEASES	417	303	443	73%	68%
27 UTILITIES	791	653	599	83%	109%
28 DEPRECIATION	8,953	7,475	7,958	83%	94%
29 INTEREST EXPENSE	4,342	3,407	3,675	78%	93%
30 OTHER EXPENSES	2,753	1,940	2,866	70%	68%
31 CONTRACT AND GRANT EXPENSES	0	0	0	N/A	N/A
<b>TOTAL EXPENSES</b>	<b>64,823</b>	<b>54,439</b>	<b>54,030</b>	<b>84%</b>	<b>101%</b>
<b>OPERATING NET MARGIN</b>	<b>(8,107)</b>	<b>(5,886)</b>	<b>(13,998)</b>		
<b>NON-RECURRING ITEMS</b>					
32 CAPITAL EXPENDITURES	0	0	0	N/A	N/A
33 MEANINGFUL USE REVENUE	0	0	0	N/A	N/A
34 RETURN ON INVESTMENT - TRIWEST	0	0	0	N/A	N/A
35 USE OF UNMMG RESERVES	0	0	0	N/A	N/A
36 RECRUITMENT/STARTUP/SCHOLARSHIPS	0	0	0	N/A	N/A
37 NON-RECURRING TRANSFERS	0	0	0	N/A	N/A
<b>TOTAL NON-RECURRING ITEMS</b>	<b>0</b>	<b>0</b>	<b>0</b>	<b>N/A</b>	<b>N/A</b>
<b>NET INCOME/(USE OF RESERVES)</b>	<b>(8,107)</b>	<b>(5,886)</b>	<b>(13,998)</b>		





**UNIVERSITY OF NEW MEXICO HEALTH SCIENCES CENTER - Consolidated HSC**  
**2014 Fiscal Year-to-Date Summary through April 30, 2014 (Preliminary and Unaudited)**  
(In thousands)

Clinical and Academic Operations

	Consolidated HSC FY 2014 Revised Budget	Consolidated HSC FY 2014 YTD 4/30/14 Actual	Consolidated HSC FY 2013 Year End Actual	Consolidated HSC FY 2014 YTD Actual to FY 2014 Revised Budget Benchmark Rate (83%)	Consolidated HSC FY 2014 YTD Actual to FY 2013 Year End Actual Benchmark Rate (83%)
1 UNM MEDICAL GROUP REVENUES	277,407	218,617	266,372	79%	82%
2 UNM HOSPITALS REVENUES	802,161	675,212	753,711	84%	90%
3 SRMC REVENUES	65,524	55,008	30,775	84%	179%
4 UNM CANCER CENTER CLINICAL REVENUES	0	0	13,300	N/A	0%
5 TUITION AND FEES	14,586	14,399	13,177	99%	109%
6 CIGARETTE TAX APPROPRIATIONS	3,227	3,387	3,363	105%	101%
7 RPSP APPROPRIATIONS	30,423	25,424	28,890	84%	88%
8 I&G APPROPRIATIONS	62,381	52,477	60,089	84%	87%
9 I&G MAIN CAMPUS TRANSFERS	18,518	15,432	18,615	83%	83%
10 F&A REVENUES (OH RETURN)	22,400	18,254	21,459	81%	85%
11 HSC/UNM INTERNAL TRANSFERS	(5,007)	(7,491)	(3,270)	150%	229%
12 MILL LEVY	99,403	83,257	112,062	84%	74%
13 OTHER REVENUES	28,996	24,206	29,155	83%	83%
14 CONTRACT AND GRANT REVENUES	144,823	121,517	136,868	84%	89%
<b>TOTAL REVENUES</b>	<b>1,564,842</b>	<b>1,299,699</b>	<b>1,484,566</b>	<b>83%</b>	<b>88%</b>
15 TOTAL COMPENSATION EXPENSES	789,302	655,928	751,417	83%	87%
16 SUPPLIES/MEDICAL SUPPLIES	163,457	136,269	149,490	83%	91%
17 UNIVERSITY CLINICIANS PROGRAM	61,502	50,697	53,325	82%	95%
18 HOUSESTAFF	27,145	22,251	24,905	82%	89%
19 TRAVEL	5,933	4,293	5,382	72%	80%
20 STUDENT COSTS	3,539	2,764	2,123	78%	130%
21 PATIENT CARE COSTS	65,323	57,910	54,337	89%	107%
22 TELEPHONE/COMMUNICATION COSTS	5,634	4,841	5,958	86%	81%
23 PURCHASED SERVICES	177,636	142,833	169,149	80%	84%
24 OTHER MEDICAL SERVICES	23,438	23,606	24,585	101%	96%
25 SUB AWARDS/SERVICE CONTRACTS	11,592	9,593	9,875	83%	97%
26 O&M & LEASES	25,180	20,449	22,878	81%	89%
27 UTILITIES	11,969	9,842	11,591	82%	85%
28 DEPRECIATION	41,728	34,123	41,255	82%	83%
29 INTEREST EXPENSE	14,104	11,529	13,614	82%	85%
30 OTHER EXPENSES	45,842	31,284	28,180	68%	111%
31 CONTRACT AND GRANT EXPENSES	119,394	99,664	122,407	83%	81%
<b>TOTAL EXPENSES</b>	<b>1,592,720</b>	<b>1,317,875</b>	<b>1,490,471</b>	<b>83%</b>	<b>88%</b>
<b>OPERATING NET MARGIN</b>	<b>(27,878)</b>	<b>(18,176)</b>	<b>(5,905)</b>		
<b>NON-RECURRING ITEMS</b>					
32 CAPITAL EXPENDITURES	2,870	1,772	1,386	62%	128%
33 MEANINGFUL USE REVENUE	0	(106)	(2,954)	N/A	4%
34 RETURN ON INVESTMENT - TRIWEST	(39,873)	(39,873)	(12,678)	100%	315%
35 USE OF UNMMG RESERVES	8,500	9,072	12,406	107%	73%
36 RECRUITMENT/STARTUP/SCHOLARSHIPS	6,352	5,272	6,995	83%	75%
37 NON-RECURRING TRANSFERS	864	1,126	4,478	130%	25%
<b>TOTAL NON-RECURRING ITEMS</b>	<b>(21,287)</b>	<b>(22,737)</b>	<b>9,633</b>	<b>107%</b>	<b>-236%</b>
<b>NET INCOME/(USE OF RESERVES)</b>	<b>(6,591)</b>	<b>4,561</b>	<b>(15,538)</b>		

**GLOSSARY OF REPORT CATEGORIES**

FINANCIAL STATEMENT CATEGORY		UNM	UNMMG	UNM Hospitals	SRMC
1	UNM MEDICAL GROUP REVENUES	Clinical revenue primarily based on Physician or Provider efforts and collection through UNMMG	Net patient services revenue including SCI & UPL from UNMMG Clinical operations	N/A	N/A
2	UNM HOSPITALS REVENUES	Revenue from University Hospital to the School of Medicine	N/A	Hospital facility revenue based on patient billings by UNMH	N/A
3	SRMC REVENUES	Revenue from SRMC to the School of Medicine	N/A	N/A	Hospital facility revenue based on patient billings by SRMC
4	UNM CANCER CENTER CLINICAL REVENUES	Cancer Center patient revenue posted from the global billings and Infusion Suite net income. Clinical Adult Infusion Suite/RO/MO	N/A	N/A	N/A
5	TUITION AND FEES	Tuition & Fees, including tuition differentials	N/A	N/A	N/A
6	CIGARETTE TAX APPROPRIATIONS	Revenues received from the State as a calculated portion of Tax Revenue on the sale of tobacco products for use in Cancer Research	N/A	N/A	N/A
7	RPSP APPROPRIATIONS	Revenue received for current operations made available to UNM by act of NM State Legislature on an annual basis for Research, Public Service and Independent Operations	N/A	Revenue received for current operations made available to UNMH by act of NM State Legislature on an annual basis for Research, Public Service and Independent Operations	N/A
8	I&G APPROPRIATIONS	Revenue received for current operations made available to UNM by act of NM State Legislature on an annual basis for I&G operations	N/A	N/A	N/A
9	I&G MAIN CAMPUS TRANSFERS	Partial transfer of tuition and formula workload generated by Nursing, Pharmacy and SOM	N/A	N/A	N/A
10	F & A REVENUES (OH RETURN)	Revenue from recovery of indirect costs (F&A) incurred by a Contract or Grant also known as overhead return	N/A	N/A	N/A
11	HSC/UNM INTERNAL TRANSFERS	All transfers to/from HSC Unrestricted Funds excluding the I&G Main Campus Transfer and Transfers for Debt Service	N/A	N/A	N/A
12	MILL LEVY	N/A	N/A	Mil levy taxes collected on behalf of the Bernalillo County Treasurer and remitted to UNMH as required by the Hospital Funding Act.	Mil levy taxes collected on behalf of the Sandoval County Treasurer and remitted to SRMC as required by the Hospital Funding Act.
13	OTHER REVENUES	All other Revenues - not contained in any other category - Sales & Services (not Internal Service Center P18 sales), Gains on Sponsored Projects, Gifts, Endowment Spending Distributions, Investment Income, etc.	Other operating revenues	All other revenues not contained in any other category: Investment income, equity loss in Tricore, donated revenue, gain/loss on sale of assets, food, nutrition, catering & vending revenue, medical records revenue, rent revenue, all other non-operating revenue	All other revenues not contained in any other category: Investment income, donated revenue, gain/loss on sale of assets, food, nutrition, catering & vending revenue, medical records revenue, rent revenue, all other non-operating revenue
14	CONTRACT AND GRANT REVENUES	All Restricted Funds Revenue and Unrestricted Contract Revenue for example VA contracts	N/A	Revenue associated with restricted and unrestricted contracts and grants	N/A

**GLOSSARY OF REPORT CATEGORIES**

FINANCIAL STATEMENT CATEGORY		UNM	UNMMG	UNM Hospitals	SRMC
15	TOTAL COMPENSATION EXPENSES	Salary, wages & benefits	Salaries and benefits considered to be operating and certain clinical expenses of UNMMG	Salary, wages & benefits	Salary, wages & benefits
16	SUPPLIES/MEDICAL SUPPLIES	Office supplies, computer supplies, dues & memberships, postage charges, recruitment expenses, non capital equipment, computers, food, lab supplies, uniforms, training materials, etc.	N/A	Medical supplies for: lab, radiology, blood, pharmaceuticals, biologics, implantable devices, office supplies, computer supplies, photocopy expense, forms, linen, food, uniforms, and training materials.	Medical supplies for: lab, radiology, blood, pharmaceuticals, biologics, implantable devices, office supplies, computer supplies, photocopy expense, forms, linen, food, uniforms, and training materials.
17	UNIVERSITY CLINICIANS PROGRAM	N/A	N/A	Special clinician program to support SOM	Special clinician program to support SOM
18	HOUSESTAFF	N/A	N/A	Reimbursement of patient care services provided by residents who are employed by SOM.	Reimbursement of patient care services provided by SOM through UNMMG.
19	TRAVEL	Travel - in state, out of state, foreign, business meals, rental vehicles, new employee moving expenses, vehicle fuel etc.	N/A	Travel - in state, out of state, business meals, rental vehicles, flights, ground transportation, vehicle fuel etc.	Travel - in state, out of state, business meals, rental vehicles, flights, ground transportation, vehicle fuel etc.
20	STUDENT COSTS	Student tuition/fee expense, student travel, scholarships/fellowships, housing, insurance for students, student awards, etc.	N/A	N/A	N/A
21	PATIENT CARE COSTS	Patient Care costs for inpatient, outpatient care & lab, pharmacy and x-ray services for patients	Patient Care costs for inpatient, outpatient care & lab, pharmacy and x-ray services for patients	Patient Care costs for inpatient, outpatient care including Tricare laboratory expense, OR instruments, NM Insurance pool premiums, kidney acquisition, step down care (snf) for IV dependent patients, radiation oncology and patient assistance	Patient Care costs for inpatient, outpatient care including Tricare laboratory expense, OR instruments, NM Insurance pool premiums, kidney acquisition, step down care (snf) for IV dependent patients, radiation oncology and patient assistance
22	TELEPHONE/COMMUNICATION COSTS	Telephone, voicemail, cellular, long distance, paging and data networking charges	N/A	Telephone, voicemail, cellular, long distance, paging and data networking charges	Telephone, voicemail, cellular, long distance, paging and data networking charges
23	PURCHASED SERVICES	Alarm fees, internet fees, architectural services, auditing services, printing/copying/binding fees, conference/event fees, honoraria, insurance charges (general liability, professional liability), legal services, electronic journals & books, consultant fees, etc.	Includes payment to UNM SOM for physician and other provider services	Recruitment, professional, legal, auditing, consulting fees, promotional/graphics, IT Hosting Cerner, Siemens and PACS, safety and risk services, equifax, laundry, malpractice and liability insurance, etc.	Recruitment, professional, legal, auditing, consulting fees, promotional/graphics, IT Hosting Cerner, Siemens and PACS, safety and risk services, equifax, laundry, malpractice and liability insurance, etc.
24	OTHER MEDICAL SERVICES	N/A	N/A	Pathology contract, physician services, Executive Medical Directors, Medical Directors, dialysis services for UNM Care patients, OMI MOU, Adult Infusion net	Physician services
25	SUB AWARDS/SERVICE CONTRACTS	Unrestricted Sub Awards, Gain/Loss on Unrestricted Projects	N/A	All service contracts	All service contracts
26	O&M & LEASES	Plant maintenance and repairs, equipment repairs and maintenance, property insurance, auto insurance, facility rent expense	Building maintenance and repairs, equipment repairs and maintenance, repair parts, equipment rent, property insurance, auto insurance, facility rent expense, and housekeeping supplies	Building maintenance and repairs, equipment repairs and maintenance, repair parts, equipment rent, property insurance, auto insurance, facility rent expense, and housekeeping supplies	Building maintenance and repairs, equipment repairs and maintenance, repair parts, equipment rent, property insurance, auto insurance, facility rent expense, and housekeeping supplies
27	UTILITIES	Natural gas, electricity, steam, sewer, water, chilled water	N/A	Natural gas, electricity, steam, sewer, water, chilled water	Natural gas, electricity, steam, sewer, water, chilled water

**GLOSSARY OF REPORT CATEGORIES**

FINANCIAL STATEMENT CATEGORY		UNM	UNMMG	UNM Hospitals	SRMC
28	DEPRECIATION	N/A	The annual amortization for the furniture and equipment.	The annual amortization for the capital outlay associated with building, building improvement, fixed and moveable equipment which is based on the estimated useful lives of the assets as determined by the AHA "Estimated useful lives of Depreciable Hospital Assets".	The annual amortization for the capital outlay associated with building, building improvement, fixed and moveable equipment which is based on the estimated useful lives of the assets as determined by the AHA "Estimated useful lives of Depreciable Hospital Assets".
29	INTEREST EXPENSE	Transfers to cover debt service	N/A	Interest expense associated with the series 2004 FHA Insured Hospital Mortgage Revenue Bonds.	SRMC receives subsidy payments related to interest payments under the federal Build America Bond program. Under the program SRMC applies for subsidy funds commensurate with each bond payment, so the application for the subsidy is made semiannually. Also includes interest expense on the Series A & B Bonds.
30	OTHER EXPENSES	Banking fees, cost of goods sold, research costs, royalties, bad debt expense, other operating costs, Banner tax, etc.	Billings & collections expenses and other operating expenses of UNMMG	Programming, application, software and maintenance expenses, non capital equipment (less than \$5k), signs, dues & memberships, freight, postage, subscriptions, licenses/permits, Gap Tax, Intergovernmental Transfers for the SCI and IME, bond issuance costs, capital initiatives and other non-operating expenses.	Programming, application, software and maintenance expenses, non capital equipment (less than \$5k), signs, dues & memberships, freight, postage, subscriptions, licenses/permits, Gap Tax, Intergovernmental Transfers for the SCI and IME, bond issuance costs, capital initiatives and other non-operating expenses.
31	CONTRACT AND GRANT EXPENSES	All Restricted Funds Expense and Unrestricted Contract Expense for example VA contracts	N/A	N/A	N/A
32	CAPITAL EXPENDITURES	Equipment/furniture >\$5,000, Computer hardware, library acquisitions, etc.	N/A	N/A	N/A
33	MEANINGFUL USE REVENUE	N/A	Medicare and Medicaid programs provide incentive payments for hospital and physicians that make meaningful use of certified electronic health record technology.	Medicare and Medicaid programs provide incentive payments for hospital and physicians that make meaningful use of certified electronic health record technology.	N/A
34	RETURN ON INVESTMENT - TRIWEST	NA	NA	Dividend payments from investment in TriWest	NA
35	USE OF UNMMG RESERVES	N/A	To fund and support the mission of the Health Sciences Center.	N/A	N/A
36	RECRUITMENT/STARTUP/SCHOLARSHIPS	Chair and Startup Packages, Dean's Scholars/Professorships, and Recruitment Costs	N/A	N/A	N/A
37	NON-RECURRING TRANSFERS	Transfers from current unrestricted funds to plant funds or any other non-recurring transfers	N/A	N/A	N/A



**UNIVERSITY OF NEW MEXICO HEALTH SCIENCES CENTER**  
**Balance Sheet for the Health Sciences Center**  
**2014 Fiscal Year as of April 30, 2014 (Preliminary and Unaudited)**  
**(In thousands)**

	University HSC	UNM Hospitals	UNMMG	SRMC
<b>ASSETS</b>				
1 Cash and cash equivalents	13,809	133,741	22,289	5,003
2 Marketable securities	20,714	34,291	-	-
Receivables:				
3 Patient, net	1,690	77,644	24,485	6,690
4 Receivable from Affiliates	63,277	6,789	4,653	250
5 Estimated third party payor settlements	-	31,148	-	1,253
6 County Treasurer	-	19,436	-	1,160
7 Contracts, Grants and Other	13,400	4,857	-	884
8 Other	1,755	15,752	935	2,527
Total Current Assets	<u>114,645</u>	<u>323,658</u>	<u>52,362</u>	<u>17,767</u>
Assets whose use is limited:				
9 Held by trustee for debt service & other	-	42,934	-	22,790
10 By UNM Hospital Board of Trustees	-	22,116	-	-
11 Board and Other Designated Assets	88,847	-	22,481	-
12 Endowments	104,055	-	-	-
13 Capital Assets, net of depreciation	265,845	245,502	2,169	129,843
<b>TOTAL ASSETS</b>	<u><b>573,392</b></u>	<u><b>634,210</b></u>	<u><b>77,012</b></u>	<u><b>170,400</b></u>
<b>LIABILITIES</b>				
14 Accounts Payable	6,205	32,693	4,810	5,762
15 Other accrued liabilities	35,651	46,140	-	2,863
16 Payable to Affiliates	1,179	42,908	27,833	3,049
17 Bonds payable - current	843	5,240	-	4,700
18 Interest payable bonds	552	2,605	-	2,168
19 Estimated third party payor settlements	-	19,864	-	-
20 Bonds payable - non current	18,182	154,180	-	138,725
21 Other liabilities - non current	24,263	7,568	-	-
22 Sponsored Project and Other Deferred Revenue	9,900	-	-	-
<b>TOTAL LIABILITIES</b>	<u>96,775</u>	<u>311,198</u>	<u>32,643</u>	<u>157,267</u>
<b>NET POSITION</b>				
23 Restricted - expendable grants, bequests and contributions	105,770	14,116	-	2
24 Restricted - trust indenture and debt agreement	-	26,474	-	12,989
25 Committed and Dedicated agreements	119,201	-	22,481	-
26 Discretionary Reserve	4,827	183,802	19,719	142
27 Assets invested in Capital, net of related debt	246,819	98,620	2,169	-
<b>TOTAL NET POSITION</b>	<u><b>476,617</b></u>	<u><b>323,012</b></u>	<u><b>44,369</b></u>	<u><b>13,133</b></u>
Current Ratio	2.58	2.17	1.60	2.35
Days Cash on Hand	N/A	60.94	50.74	35.65



**UNIVERSITY OF NEW MEXICO HEALTH SCIENCES CENTER**  
**Glossary of Report Categories**

	University HSC	UNM Hospitals	UNMMG	SRMC
--	----------------	---------------	-------	------

**ASSETS**

1	Cash and cash equivalents	Funds on deposit with Financial Institution with UNM	Funds on deposit with Financial Institution	Funds on deposit with Financial Institution	Funds on deposit with Financial Institution, plus the remaining balance of the \$46m
2	Marketable securities	Funds invested in securities in accordance with UNM Investment policy	Funds invested in US Treasury	N/A	N/A
3	Patient, net	Pediatric/Newborn Transport Services, net of estimated contractual allowances and estimated bad debt	Patient Receivable after adjustments for discounts and allowances	Patient Receivable for care provided by UNM SOM facility and other practitioners, net of estimated contractual allowances and estimated bad debt	Patient Receivable for facility costs, net of estimated contractual allowances and estimated bad debt
4	Receivable from Affiliates	Related Party Receivables for goods or services provided to UNM Hospitals, UNMMG and SRMC	Related Party Receivable from University HSC and SRMC	Related Party Receivable for negative arbitrage for SRMC	Related Party Receivable from UNMMG and UNMH
5	Estimated third party payor settlements	N/A	Accounts Receivable for IME/GME /DSH	N/A	
6	County Treasurer	N/A	Bernalillo County Mil Levy Receivable	N/A	Sandoval County Mil Levy Receivable
7	Contracts, Grants and Other	Sponsored project receivables and other services invoiced by UNM such as OMI, Resident Physician contracts, etc.	Accounts Receivable from Contracts/UNM MG/Special Billing/Investments	N/A	Other receivable balances. As of year end, a receivable was recorded for the insurance proceeds associated with the damage in the OR due to the flood
8	Other	Prepaid contractual obligations, such as library subscription services and maintenance contacts	Prepaid Expense and Inventory	Pharmacy Inventory	Prepaid Expense and Inventory
9	Held by trustee for debt service & other	N/A	Debt/Mortgage reserve funds to include collateral and intangible assets	N/A	Funds held in Trustee Accounts, Mortgage reserve funds, bond debt service accounts
10	By UNM Hospital Clinical Operations Board	N/A	Investment in TriWest/Tricare Reference Laboratory	N/A	N/A
11	Board and Other Designated Assets	Funds dedicated to UNM Hospitals Capital Initiatives and unexpended plant funds	14	N/A	Department, SOM Investment in UNMMG and Quality Reserves
					The original bond proceeds were used to purchase GNMA's which collateralize the mortgage with Prudential



**UNIVERSITY OF NEW MEXICO HEALTH SCIENCES CENTER**  
**Glossary of Report Categories**

	University HSC	UNM Hospitals	UNMMG	SRMC
12 Endowments	Balance of endowed corpus funds generating revenue according to donor intent	N/A	N/A	N/A
13 Capital Assets, net of depreciation	Property, Plant and Equipment	Land, Property, Plant and Equipment	Furniture and Equipment	Land, Property, Plant and Equipment
<b>LIABILITIES</b>				
14 Accounts Payable	Unpaid balances owed to vendors for goods and services; amounts owed to employees for expense reimbursements	Amount owed to creditors	Unpaid balances owed to vendors for goods and services; accrued payroll and other payroll benefits and taxes	Unpaid balances owed to vendors for goods and services
15 Other accrued liabilities	Payroll withholding liabilities and estimated value of compensated absences	Accrued liabilities to include payroll, compensated benefit, and Incurred but not Recognized (IBNR) State Coverage Insurance	N/A	Accrued liabilities to include payroll, compensated benefits and other payroll benefits and taxes
16 Payable to Affiliates	Unpaid balances for services provided by UNM Hospitals, and UNMMG	Unpaid balances for services provided by University HSC	Unpaid balances for services provided by University HSC for purchased services, special arrangements, and indigent distribution	Unpaid balances for services provided by University HSC, UNMMG and UNMH
17 Bonds payable - current	Debt service payment that will be due within the next twelve months	Series 2004 Bonds payable in next year - FHA Insured Hospital Mortgage Revenue Bonds	N/A	Debt service payment that will be due within the next twelve months
18 Interest payable bonds	Interest Payable on outstanding debt	Interest Payable Series 2004 Bonds (FHA Insured Hospital Mortgage Revenue Bonds)	N/A	Interest Payable on Bonds
19 Estimated third party payor settlements	N/A	Medicare/Medicaid Settlements	N/A	N/A
20 Bonds payable - non current	Outstanding balance due in the long-term for bond funding	Series Bonds Payable in the long-term (FHA Insured Hospital Mortgage Revenue Bonds)	N/A	Outstanding balance due in the long-term for FHA Insured Hospital Revenue Bonds
21 Other liabilities - non current	Estimated future cost associated with Other Post Retirement Benefits (OPEB) and self-funded health insurance plan	Estimated future cost associated with Other Post Employment Benefits (OPEB) and bond premiums	N/A	The balance of the mortgage payable
22 Sponsored Project and Other Deferred Revenue	Prepaid contract and grant revenue, tuition, and other prepaid student fees	15 N/A	N/A	N/A



**UNIVERSITY OF NEW MEXICO HEALTH SCIENCES CENTER**  
**Glossary of Report Categories**

**University HSC**

**UNM Hospitals**

**UNMMG**

**SRMC**

**NET POSITION**

23	Restricted - expendable grants, bequests and contributions	Restricted monies used in accordance with donor intent, contracts and bequests	Restricted monies used in accordance with donor intent, contracts and bequests	N/A	Restricted monies used in accordance with donor intent, contracts and bequests
24	Restricted - trust indenture and debt agreement	N/A	Restricted monies for Debt Service, Collateral, and Mortgage Reserve	N/A	Restricted monies for Mortgage reserve, Bond Debt Service
25	Committed and Dedicated agreements	Funds that have been committed for future expenditures. Dedicated funds have a clear focused purposed with for specific use.	N/A	Department, SOM Investment in UNMMG and Quality Fund Balances	N/A
26	Discretionary Reserve	Remaining fund balance after accounting for all restricted, committed and dedicated funds	Chief operating fund for all financial resources except those accounted for in another fund	Other operating reserves	Chief operating fund for all financial resources except those accounted for in another fund
27	Assets invested in Capital, net of related debt	Property, Plant and Equipment after adjustment for related bond debt	Property, Plant and Equipment after adjustment for related bond debt	Furniture and Equipment after adjustment for related bond debt	Property, Plant and Equipment after adjustment for related bond debt