




**Health Sciences Center
Metrics (Preliminary and Unaudited)**

Benchmark	Expected	FY 2010 1st Quarter	FY 2011 1st Quarter	FY 2012 1st Quarter	FY 2013 1st Quarter	FY 2014 1st Quarter	Fiscal Year Trend	FY 2015 August 31st YTD	
Approximate Cash Flow/(Use) from Operations * <i>(Amounts are in thousands)</i>	HSC	↑	\$10,846	\$9,066	\$4,404	\$4,517	\$6,734		\$4,665
	UNMMG	↑	\$1,072	\$4,171	\$1,344	\$2,399	\$1,049		\$3,514
	UNMH	↑	\$8,044	\$8,683	\$8,563	\$3,448	\$5,099		\$3,602
	SRMC	↑	NA	NA	NA	\$6,676	(\$2,938)		\$1,108

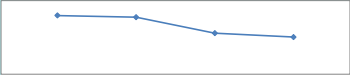





* Approximate Cash Flow/(Use) from Operations = Operating Net Margin plus Depreciation Expense

Operating Net Margin <i>(Amounts are in thousands)</i>	HSC	↑	\$10,846	\$9,066	\$4,404	\$4,517	\$6,734		\$4,665
	UNMMG	↑	\$970	\$4,048	\$1,203	\$2,265	\$952		\$3,461
	UNMH	↑	\$158	\$79	\$85	(\$4,819)	(\$2,730)		(\$1,558)
	SRMC	↑	NA	NA	NA	\$5,407	(\$5,145)		(\$463)

**Health Sciences Center
Metrics (Preliminary and Unaudited)**





Benchmark		Expected	FY 2010 1st Quarter	FY 2011 1st Quarter	FY 2012 1st Quarter	FY 2013 1st Quarter	FY 2014 1st Quarter	Fiscal Year Trend	FY 2015 August 31st YTD
Net Income/(Use of Reserves) <i>(Amounts are in thousands)</i>	HSC	▲	\$6,888	\$6,630	\$2,417	\$1,927	\$4,855		\$2,827
	UNMMG	▲	\$470	\$4,048	\$1,203	\$2,456	(\$1,326)		\$3,369
	UNMH	▲	\$158	\$79	\$82	(\$4,819)	\$274		\$447
	SRMC	▲	NA	NA	NA	\$5,407	(\$5,145)		(\$463)
Uncompensated Care <i>(Amounts are in thousands)</i>	UNMMG & UNMCC	▼	\$7,512	\$8,822	\$9,823	\$12,735	\$11,101		\$3,394
	UNMH	▼	\$36,942	\$38,428	\$43,037	\$48,105	\$49,555		\$22,597
	SRMC	▼	NA	NA	NA	NA	\$2,243		\$1,481
Uncompensated Care as a Percentage of Total Patient Care	UNM HEALTH SYSTEM	▼	FY 2010 21%	FY 2011 22%	FY 2012 24%	FY 2013 23%	FY 2014 21%		15%

**Health Sciences Center
Metrics (Preliminary and Unaudited)**

Benchmark	Expected	FY 2010 1st Quarter	FY 2011 1st Quarter	FY 2012 1st Quarter	FY 2013 1st Quarter	FY 2014 1st Quarter	Fiscal Year Trend	FY 2015 August 31st
Days Cash on Hand								
Days of Expense in Discretionary Reserves Year End Benchmark - 10 Days	HSC	↑	NA	13.96	13.28	7.39	5.93	11.08
								
ACMPE 30 Days *	UNMMG	↑	60.80	67.80	48.50	49.25	48.60	53.32
								
UHC 75 Days **	UNMH	↑	68.38	75.69	53.01	42.02	50.72	59.78
								
UHC 75 Days **	SRMC	↑	NA	NA	NA	N/A	16.12	44.87
* American College of Medical Practice Executives								
** University HealthSystem Consortium								
Accounts Receivable Greater Than Ninety Days								
(Amounts are in thousands)	HSC	↓	\$1,449 7%	\$780 9%	\$1,380 13%	\$937 4%	\$217 3%	\$56 2%
								
	UNMMG	↓	\$4,999 18%	\$3,746 14%	\$4,348 16%	\$3,415 13%	\$4,544 16%	\$9,253 23%
								
	UNMH***	↓	\$53,421 25%	\$50,926 27%	\$57,457 27%	\$50,418 24%	\$53,251 26%	\$88,292 32%
								
	SRMC****	↓	NA	NA	NA	NA	\$1,315 19%	\$783 14%
*** UNMH Account Receivable Greater Than Ninety Days excludes liens								
**** SRMC Account Receivable Greater Than Ninety Days reflects Net Accounts Receivable - all other receivables are shown at Gross								

**Health Sciences Center
Metrics (Preliminary and Unaudited)**

(Amounts are in thousands)

	Expected	FY 2010 1st Quarter	FY 2011 1st Quarter	FY 2012 1st Quarter	FY 2013 1st Quarter	FY 2014 1st Quarter	Fiscal Year Trend	FY 2015 August 31st YTD
Proposals Submitted	↑	\$62,173	\$46,155	\$45,546	\$42,262	\$63,733		\$29,551
Awards	↑	\$35,928	\$53,813	\$38,114	\$31,225	\$45,039		\$29,372
Earned F&A	↑	\$4,876	\$5,551	\$5,337	\$5,211	\$5,349		\$3,315
Contract & Grant Expense <i>(Includes Cost Share, Program Income and F&A Expense)</i>	↑	\$26,053	\$27,976	\$27,917	\$31,726	\$28,724		\$18,691



UNIVERSITY OF NEW MEXICO HEALTH SCIENCES CENTER - University HSC Only*
2015 Fiscal Year-to-Date Summary through August 31, 2014 (Preliminary and Unaudited)
(In thousands)

* UNIVERSITY HSC ONLY INCLUDES: SOM, CON, COP, HSLIC, ADMIN, RESEARCH

	University HSC FY 2015 Operating Budget	University HSC FY 2015 YTD 8/31/14 Actual	University HSC FY 2014 Year End Actual	University HSC FY 2015 YTD Actual to FY 2015 Operating Budget Benchmark Rate (17%)	University HSC FY 2015 YTD Actual to FY 2014 Year End Actual Benchmark Rate (17%)
1 UNM MEDICAL GROUP REVENUES	118,950	17,621	106,656	15%	17%
2 UNM HOSPITALS REVENUES	138,882	22,864	136,977	16%	17%
3 SRMC REVENUES	20,280	3,060	16,024	15%	19%
4 UNM CANCER CENTER CLINICAL REVENUES	0	0	0	N/A	N/A
5 TUITION AND FEES	15,173	7,840	14,806	52%	53%
6 CIGARETTE TAX APPROPRIATIONS	3,949	682	3,932	17%	17%
7 RPSAP APPROPRIATIONS	19,690	3,282	17,902	17%	18%
8 I&G APPROPRIATIONS	64,907	10,818	61,566	17%	18%
9 I&G MAIN CAMPUS TRANSFERS	19,595	3,571	18,518	18%	19%
10 F&A REVENUES (OH RETURN)	21,500	3,315	22,595	15%	15%
11 HSC/UNM INTERNAL TRANSFERS	(3,172)	(926)	(6,229)	29%	15%
12 MILL LEVY	0	0	0	N/A	N/A
13 OTHER REVENUES	12,313	1,533	13,759	12%	11%
14 CONTRACT AND GRANT REVENUES	136,083	20,174	132,502	15%	15%
TOTAL REVENUES	568,150	93,834	539,008	17%	17%
15 TOTAL COMPENSATION EXPENSES	370,806	59,569	337,729	16%	18%
16 SUPPLIES/MEDICAL SUPPLIES	11,236	1,561	11,916	14%	13%
17 UNIVERSITY CLINICIANS PROGRAM	0	0	0	N/A	N/A
18 HOUSESTAFF	0	0	0	N/A	N/A
19 TRAVEL	5,350	735	4,700	14%	16%
20 STUDENT COSTS	3,029	404	2,422	13%	17%
21 PATIENT CARE COSTS	1,983	172	1,431	9%	12%
22 TELEPHONE/COMMUNICATION COSTS	2,098	361	2,257	17%	16%
23 PURCHASED SERVICES	21,660	4,661	26,891	22%	17%
24 OTHER MEDICAL SERVICES	0	0	0	N/A	N/A
25 SUB AWARDS/SERVICE CONTRACTS	507	201	1,134	40%	18%
26 O&M & LEASES	8,343	1,094	7,461	13%	15%
27 UTILITIES	4,835	817	4,801	17%	17%
28 DEPRECIATION	0	0	0	N/A	N/A
29 INTEREST EXPENSE	2,166	361	2,169	17%	17%
30 OTHER EXPENSES	6,732	542	2,958	8%	18%
31 CONTRACT AND GRANT EXPENSES	127,582	18,691	124,136	15%	15%
TOTAL EXPENSES	566,327	89,169	530,005	16%	17%
OPERATING NET MARGIN	1,823	4,665	9,003		
NON-RECURRING ITEMS					
32 CAPITAL EXPENDITURES	2,953	179	2,030	6%	9%
33 MEANINGFUL USE REVENUE	0	0	0	N/A	N/A
34 RETURN ON INVESTMENT - TRIWEST	0	0	0	N/A	N/A
35 USE OF UNMMG RESERVES	0	0	0	N/A	N/A
36 RECRUITMENT/STARTUP/SCHOLARSHIPS	6,179	742	6,225	12%	12%
37 NON-RECURRING TRANSFERS	(782)	917	4,440	-117%	21%
TOTAL NON-RECURRING ITEMS	8,350	1,838	12,695	22%	14%
NET INCOME/(USE OF RESERVES)	(6,527)	2,827	(3,692)		



UNIVERSITY OF NEW MEXICO HEALTH SCIENCES CENTER - UNM Hospitals Only
2015 Fiscal Year-to-Date Summary through August 31, 2014 (Preliminary and Unaudited)
(In thousands)

Clinical Operations

	UNM Hospitals FY 2015 Operating Budget	UNM Hospitals FY 2015 YTD 8/31/14 Actual	UNM Hospitals FY 2014 Year End Actual	UNM Hospitals FY 2015 YTD Actual to FY 2015 Operating Budget Benchmark Rate (17%)	UNM Hospitals FY 2015 YTD Actual to FY 2014 Year End Actual Benchmark Rate (17%)
1 UNM MEDICAL GROUP REVENUES	0	0	0	N/A	N/A
2 UNM HOSPITALS REVENUES	738,920	122,801	709,437	17%	17%
3 SRMC REVENUES	0	0	0	N/A	N/A
4 UNM CANCER CENTER CLINICAL REVENUES	0	0	0	N/A	N/A
5 TUITION AND FEES	0	0	0	N/A	N/A
6 CIGARETTE TAX APPROPRIATIONS	0	0	0	N/A	N/A
7 RPSA APPROPRIATIONS	13,117	2,186	12,520	17%	17%
8 I&G APPROPRIATIONS	0	0	0	N/A	N/A
9 I&G MAIN CAMPUS TRANSFERS	0	0	0	N/A	N/A
10 F&A REVENUES (OH RETURN)	0	0	0	N/A	N/A
11 HSC/UNM INTERNAL TRANSFERS	0	0	0	N/A	N/A
12 MILL LEVY	92,780	15,463	92,020	17%	17%
13 OTHER REVENUES	10,444	1,594	8,768	15%	18%
14 CONTRACT AND GRANT REVENUES	18,875	3,628	17,863	19%	20%
TOTAL REVENUES	874,136	145,672	840,608	17%	17%
15 TOTAL COMPENSATION EXPENSES	430,046	73,039	408,780	17%	18%
16 SUPPLIES/MEDICAL SUPPLIES	147,150	22,981	141,923	16%	16%
17 UNIVERSITY CLINICIANS PROGRAM	68,114	11,926	59,387	18%	20%
18 HOUSESTAFF	27,989	4,820	25,933	17%	19%
19 TRAVEL	689	98	691	14%	14%
20 STUDENT COSTS	0	0	0	N/A	N/A
21 PATIENT CARE COSTS	40,721	6,404	46,357	16%	14%
22 TELEPHONE/COMMUNICATION COSTS	3,718	565	3,598	15%	16%
23 PURCHASED SERVICES	41,205	6,270	33,106	15%	19%
24 OTHER MEDICAL SERVICES	24,708	5,245	27,692	21%	19%
25 SUB AWARDS/SERVICE CONTRACTS	10,719	1,499	9,322	14%	16%
26 O&M & LEASES	17,828	2,557	16,498	14%	15%
27 UTILITIES	6,466	1,166	6,316	18%	18%
28 DEPRECIATION	32,587	5,160	31,831	16%	16%
29 INTEREST EXPENSE	7,347	1,234	7,567	17%	16%
30 OTHER EXPENSES	26,802	4,266	52,478	16%	8%
31 CONTRACT AND GRANT EXPENSES	0	0	0	N/A	N/A
TOTAL EXPENSES	886,089	147,230	871,479	17%	17%
OPERATING NET MARGIN	(11,953)	(1,558)	(30,871)		
NON-RECURRING ITEMS					
32 CAPITAL EXPENDITURES	0	0	0	N/A	N/A
33 MEANINGFUL USE REVENUE	0	0	0	N/A	N/A
34 RETURN ON INVESTMENT - TRIWEST	(12,030)	(2,005)	(39,873)	17%	5%
35 USE OF UNMMG RESERVES	0	0	0	N/A	N/A
36 RECRUITMENT/STARTUP/SCHOLARSHIPS	0	0	0	N/A	N/A
37 NON-RECURRING TRANSFERS	0	0	0	N/A	N/A
TOTAL NON-RECURRING ITEMS	(12,030)	(2,005)	(39,873)	17%	5%
NET INCOME/(USE OF RESERVES)	77	447	9,002		



UNIVERSITY OF NEW MEXICO HEALTH SCIENCES CENTER - UNMMG Only
2015 Fiscal Year-to-Date Summary through August 31, 2014 (Preliminary and Unaudited)
(In thousands)

Clinical Operations

	UNMMG FY 2015 Operating Budget	UNMMG FY 2015 YTD 8/31/14 Actual	UNMMG FY 2014 Year End Actual	UNMMG FY 2015 YTD Actual to FY 2015 Operating Budget Benchmark Rate (17%)	UNMMG FY 2015 YTD Actual to FY 2014 Year End Actual Benchmark Rate (17%)
1 UNM MEDICAL GROUP REVENUES	180,462	30,668	162,835	17%	19%
2 UNM HOSPITALS REVENUES	0	0	0	N/A	N/A
3 SRMC REVENUES	0	0	0	N/A	N/A
4 UNM CANCER CENTER CLINICAL REVENUES	0	0	0	N/A	N/A
5 TUITION AND FEES	0	0	0	N/A	N/A
6 CIGARETTE TAX APPROPRIATIONS	0	0	0	N/A	N/A
7 RPSP APPROPRIATIONS	815	136	815	17%	17%
8 I&G APPROPRIATIONS	0	0	0	N/A	N/A
9 I&G MAIN CAMPUS TRANSFERS	0	0	0	N/A	N/A
10 F&A REVENUES (OH RETURN)	0	0	0	N/A	N/A
11 HSC/UNM INTERNAL TRANSFERS	0	0	0	N/A	N/A
12 MILL LEVY	0	0	0	N/A	N/A
13 OTHER REVENUES	7,928	191	3,546	2%	5%
14 CONTRACT AND GRANT REVENUES	0	0	0	N/A	N/A
TOTAL REVENUES	189,205	30,995	167,196	16%	19%
15 TOTAL COMPENSATION EXPENSES	20,470	2,819	15,533	14%	18%
16 SUPPLIES/MEDICAL SUPPLIES	0	0	0	N/A	N/A
17 UNIVERSITY CLINICIANS PROGRAM	0	0	0	N/A	N/A
18 HOUSESTAFF	0	0	0	N/A	N/A
19 TRAVEL	0	0	0	N/A	N/A
20 STUDENT COSTS	0	0	0	N/A	N/A
21 PATIENT CARE COSTS	25,427	4,026	19,065	16%	21%
22 TELEPHONE/COMMUNICATION COSTS	0	0	0	N/A	N/A
23 PURCHASED SERVICES	134,131	19,636	115,568	15%	17%
24 OTHER MEDICAL SERVICES	0	0	0	N/A	N/A
25 SUB AWARDS/SERVICE CONTRACTS	0	0	0	N/A	N/A
26 O&M & LEASES	834	72	429	9%	17%
27 UTILITIES	0	0	0	N/A	N/A
28 DEPRECIATION	404	53	393	13%	13%
29 INTEREST EXPENSE	0	0	0	N/A	N/A
30 OTHER EXPENSES	3,899	928	5,614	24%	17%
31 CONTRACT AND GRANT EXPENSES	0	0	0	N/A	N/A
TOTAL EXPENSES	185,165	27,534	156,602	15%	18%
OPERATING NET MARGIN	4,040	3,461	10,594		
NON-RECURRING ITEMS					
32 CAPITAL EXPENDITURES	0	0	0	N/A	N/A
33 MEANINGFUL USE REVENUE	0	0	(120)	N/A	0%
34 RETURN ON INVESTMENT - TRIWEST	0	0	0	N/A	N/A
35 USE OF UNMMG RESERVES	4,000	92	11,455	2%	1%
36 RECRUITMENT/STARTUP/SCHOLARSHIPS	0	0	0	N/A	N/A
37 NON-RECURRING TRANSFERS	0	0	0	N/A	N/A
TOTAL NON-RECURRING ITEMS	4,000	92	11,335	2%	1%
NET INCOME/(USE OF RESERVES)	40	3,369	(741)		



UNIVERSITY OF NEW MEXICO HEALTH SCIENCES CENTER - SRMC Only
2015 Fiscal Year-to-Date Summary through August 31, 2014 (Preliminary and Unaudited)
(In thousands)

Clinical Operations

	SRMC FY 2015 Operating Budget	SRMC FY 2015 YTD 8/31/14 Actual	SRMC FY 2014 Year End Actual	SRMC FY 2015 YTD Actual to FY 2015 Operating Budget Benchmark Rate (17%)	SRMC FY 2015 YTD Actual to FY 2014 Year End Actual Benchmark Rate (17%)
1 UNM MEDICAL GROUP REVENUES	0	0	0	N/A	N/A
2 UNM HOSPITALS REVENUES	0	0	0	N/A	N/A
3 SRMC REVENUES	62,337	10,113	53,651	16%	19%
4 UNM CANCER CENTER CLINICAL REVENUES	0	0	0	N/A	N/A
5 TUITION AND FEES	0	0	0	N/A	N/A
6 CIGARETTE TAX APPROPRIATIONS	0	0	0	N/A	N/A
7 RPSP APPROPRIATIONS	0	0	0	N/A	N/A
8 I&G APPROPRIATIONS	0	0	0	N/A	N/A
9 I&G MAIN CAMPUS TRANSFERS	0	0	0	N/A	N/A
10 F&A REVENUES (OH RETURN)	0	0	0	N/A	N/A
11 HSC/UNM INTERNAL TRANSFERS	0	0	0	N/A	N/A
12 MILL LEVY	6,028	1,004	7,983	17%	13%
13 OTHER REVENUES	2,778	134	441	5%	30%
14 CONTRACT AND GRANT REVENUES	0	0	0	N/A	N/A
TOTAL REVENUES	71,143	11,251	62,075	16%	18%
15 TOTAL COMPENSATION EXPENSES	28,071	4,815	25,732	17%	19%
16 SUPPLIES/MEDICAL SUPPLIES	14,074	2,206	12,044	16%	18%
17 UNIVERSITY CLINICIANS PROGRAM	0	0	0	N/A	N/A
18 HOUSESTAFF	144	37	117	26%	32%
19 TRAVEL	46	3	20	7%	15%
20 STUDENT COSTS	0	0	0	N/A	N/A
21 PATIENT CARE COSTS	4,327	742	4,346	17%	17%
22 TELEPHONE/COMMUNICATION COSTS	127	12	85	9%	14%
23 PURCHASED SERVICES	2,694	491	3,902	18%	13%
24 OTHER MEDICAL SERVICES	301	120	369	40%	33%
25 SUB AWARDS/SERVICE CONTRACTS	1,605	240	1,377	15%	17%
26 O&M & LEASES	623	148	621	24%	24%
27 UTILITIES	792	159	785	20%	20%
28 DEPRECIATION	9,049	1,571	9,112	17%	17%
29 INTEREST EXPENSE	6,571	682	4,090	10%	17%
30 OTHER EXPENSES	2,717	488	2,040	18%	24%
31 CONTRACT AND GRANT EXPENSES	0	0	0	N/A	N/A
TOTAL EXPENSES	71,141	11,714	64,640	16%	18%
OPERATING NET MARGIN	2	(463)	(2,565)		
NON-RECURRING ITEMS					
32 CAPITAL EXPENDITURES	0	0	0	N/A	N/A
33 MEANINGFUL USE REVENUE	0	0	0	N/A	N/A
34 RETURN ON INVESTMENT - TRIWEST	0	0	0	N/A	N/A
35 USE OF UNMMG RESERVES	0	0	0	N/A	N/A
36 RECRUITMENT/STARTUP/SCHOLARSHIPS	0	0	0	N/A	N/A
37 NON-RECURRING TRANSFERS	0	0	0	N/A	N/A
TOTAL NON-RECURRING ITEMS	0	0	0	N/A	N/A
NET INCOME/(USE OF RESERVES)	2	(463)	(2,565)		



UNIVERSITY OF NEW MEXICO HEALTH SCIENCES CENTER - Consolidated HSC
2015 Fiscal Year-to-Date Summary through August 31, 2014 (Preliminary and Unaudited)
(In thousands)

Clinical and Academic Operations

	Consolidated HSC FY 2015 Operating Budget	Consolidated HSC FY 2015 YTD 8/31/14 Actual	Consolidated HSC FY 2014 Year End Actual	Consolidated HSC FY 2015 YTD Actual to FY 2015 Operating Budget Benchmark Rate (17%)	Consolidated HSC FY 2015 YTD Actual to FY 2014 Year End Actual Benchmark Rate (17%)
1 UNM MEDICAL GROUP REVENUES	299,412	48,289	269,491	16%	18%
2 UNM HOSPITALS REVENUES	877,802	145,665	846,414	17%	17%
3 SRMC REVENUES	82,617	13,173	69,675	16%	19%
4 UNM CANCER CENTER CLINICAL REVENUES	0	0	0	N/A	N/A
5 TUITION AND FEES	15,173	7,840	14,806	52%	53%
6 CIGARETTE TAX APPROPRIATIONS	3,949	682	3,932	17%	17%
7 RPSP APPROPRIATIONS	33,622	5,604	31,237	17%	18%
8 I&G APPROPRIATIONS	64,907	10,818	61,566	17%	18%
9 I&G MAIN CAMPUS TRANSFERS	19,595	3,571	18,518	18%	19%
10 F&A REVENUES (OH RETURN)	21,500	3,315	22,595	15%	15%
11 HSC/UNM INTERNAL TRANSFERS	(3,172)	(926)	(6,229)	29%	15%
12 MILL LEVY	98,808	16,467	100,003	17%	16%
13 OTHER REVENUES	33,463	3,452	26,514	10%	13%
14 CONTRACT AND GRANT REVENUES	154,958	23,802	150,365	15%	16%
TOTAL REVENUES	1,702,634	281,752	1,608,887	17%	18%
15 TOTAL COMPENSATION EXPENSES	849,393	140,242	787,774	17%	18%
16 SUPPLIES/MEDICAL SUPPLIES	172,460	26,748	165,883	16%	16%
17 UNIVERSITY CLINICIANS PROGRAM	68,114	11,926	59,387	18%	20%
18 HOUSESTAFF	28,133	4,857	26,050	17%	19%
19 TRAVEL	6,085	836	5,411	14%	15%
20 STUDENT COSTS	3,029	404	2,422	13%	17%
21 PATIENT CARE COSTS	72,458	11,344	71,199	16%	16%
22 TELEPHONE/COMMUNICATION COSTS	5,943	938	5,940	16%	16%
23 PURCHASED SERVICES	199,690	31,058	179,467	16%	17%
24 OTHER MEDICAL SERVICES	25,009	5,365	28,061	21%	19%
25 SUB AWARDS/SERVICE CONTRACTS	12,831	1,940	11,833	15%	16%
26 O&M & LEASES	27,628	3,871	25,009	14%	15%
27 UTILITIES	12,093	2,142	11,902	18%	18%
28 DEPRECIATION	42,040	6,784	41,336	16%	16%
29 INTEREST EXPENSE	16,084	2,277	13,826	14%	16%
30 OTHER EXPENSES	40,150	6,224	63,090	16%	10%
31 CONTRACT AND GRANT EXPENSES	127,582	18,691	124,136	15%	15%
TOTAL EXPENSES	1,708,722	275,647	1,622,726	16%	17%
OPERATING NET MARGIN	(6,088)	6,105	(13,839)		
NON-RECURRING ITEMS					
32 CAPITAL EXPENDITURES	2,953	179	2,030	6%	9%
33 MEANINGFUL USE REVENUE	0	0	(120)	N/A	0%
34 RETURN ON INVESTMENT - TRIWEST	(12,030)	(2,005)	(39,873)	17%	5%
35 USE OF UNMMG RESERVES	4,000	92	11,455	2%	1%
36 RECRUITMENT/STARTUP/SCHOLARSHIPS	6,179	742	6,225	12%	12%
37 NON-RECURRING TRANSFERS	(782)	917	4,440	-117%	21%
TOTAL NON-RECURRING ITEMS	320	(75)	(15,843)	-23%	0%
NET INCOME/(USE OF RESERVES)	(6,408)	6,180	2,004		

GLOSSARY OF REPORT CATEGORIES

FINANCIAL STATEMENT CATEGORY		UNM	UNMMG	UNM Hospitals	SRMC
1	UNM MEDICAL GROUP REVENUES	Clinical revenue primarily based on Physician or Provider efforts and collection through UNMMG	Net patient services revenue including SCI & UPL from UNMMG Clinical operations	N/A	N/A
2	UNM HOSPITALS REVENUES	Revenue from University Hospital to the School of Medicine	N/A	Hospital facility revenue based on patient billings by UNMH	N/A
3	SRMC REVENUES	Revenue from SRMC to the School of Medicine	N/A	N/A	Hospital facility revenue based on patient billings by SRMC
4	UNM CANCER CENTER CLINICAL REVENUES	Cancer Center patient revenue posted from the global billings and Infusion Suite net income. Clinical Adult Infusion Suite/RO/MO	N/A	N/A	N/A
5	TUITION AND FEES	Tuition & Fees, including tuition differentials	N/A	N/A	N/A
6	CIGARETTE TAX APPROPRIATIONS	Revenues received from the State as a calculated portion of Tax Revenue on the sale of tobacco products for use in Cancer Research	N/A	N/A	N/A
7	RPSP APPROPRIATIONS	Revenue received for current operations made available to UNM by act of NM State Legislature on an annual basis for Research, Public Service and Independent Operations	N/A	Revenue received for current operations made available to UNMH by act of NM State Legislature on an annual basis for Research, Public Service and Independent Operations	N/A
8	I&G APPROPRIATIONS	Revenue received for current operations made available to UNM by act of NM State Legislature on an annual basis for I&G operations	N/A	N/A	N/A
9	I&G MAIN CAMPUS TRANSFERS	Partial transfer of tuition and formula workload generated by Nursing, Pharmacy and SOM	N/A	N/A	N/A
10	F & A REVENUES (OH RETURN)	Revenue from recovery of indirect costs (F&A) incurred by a Contract or Grant also known as overhead return	N/A	N/A	N/A
11	HSC/UNM INTERNAL TRANSFERS	All transfers to/from HSC Unrestricted Funds excluding the I&G Main Campus Transfer and Transfers for Debt Service	N/A	N/A	N/A
12	MILL LEVY	N/A	N/A	Mil levy taxes collected on behalf of the Bernalillo County Treasurer and remitted to UNMH as required by the Hospital Funding Act.	Mil levy taxes collected on behalf of the Sandoval County Treasurer and remitted to SRMC as required by the Hospital Funding Act.
13	OTHER REVENUES	All other Revenues - not contained in any other category - Sales & Services (not Internal Service Center P18 sales), Gains on Sponsored Projects, Gifts, Endowment Spending Distributions, Investment Income, etc.	Other operating revenues	All other revenues not contained in any other category: Investment income, equity loss in Tricore, donated revenue, gain/loss on sale of assets, food, nutrition, catering & vending revenue, medical records revenue, rent revenue, all other non-operating revenue	All other revenues not contained in any other category: Investment income, donated revenue, gain/loss on sale of assets, food, nutrition, catering & vending revenue, medical records revenue, rent revenue, all other non-operating revenue
14	CONTRACT AND GRANT REVENUES	All Restricted Funds Revenue and Unrestricted Contract Revenue for example VA contracts	N/A	Revenue associated with restricted and unrestricted contracts and grants	N/A

GLOSSARY OF REPORT CATEGORIES

FINANCIAL STATEMENT CATEGORY		UNM	UNMMG	UNM Hospitals	SRMC
15	TOTAL COMPENSATION EXPENSES	Salary, wages & benefits	Salaries and benefits considered to be operating and certain clinical expenses of UNMMG	Salary, wages & benefits	Salary, wages & benefits
16	SUPPLIES/MEDICAL SUPPLIES	Office supplies, computer supplies, dues & memberships, postage charges, recruitment expenses, non capital equipment, computers, food, lab supplies, uniforms, training materials, etc.	N/A	Medical supplies for: lab, radiology, blood, pharmaceuticals, biologics, implantable devices, office supplies, computer supplies, photocopy expense, forms, linen, food, uniforms, and training materials.	Medical supplies for: lab, radiology, blood, pharmaceuticals, biologics, implantable devices, office supplies, computer supplies, photocopy expense, forms, linen, food, uniforms, and training materials.
17	UNIVERSITY CLINICIANS PROGRAM	N/A	N/A	Special clinician program to support SOM	Special clinician program to support SOM
18	HOUSESTAFF	N/A	N/A	Reimbursement of patient care services provided by residents who are employed by SOM.	Reimbursement of patient care services provided by SOM through UNMMG.
19	TRAVEL	Travel - in state, out of state, foreign, business meals, rental vehicles, new employee moving expenses, vehicle fuel etc.	N/A	Travel - in state, out of state, business meals, rental vehicles, flights, ground transportation, vehicle fuel etc.	Travel - in state, out of state, business meals, rental vehicles, flights, ground transportation, vehicle fuel etc.
20	STUDENT COSTS	Student tuition/fee expense, student travel, scholarships/fellowships, housing, insurance for students, student awards, etc.	N/A	N/A	N/A
21	PATIENT CARE COSTS	Patient Care costs for inpatient, outpatient care & lab, pharmacy and x-ray services for patients	Patient Care costs for inpatient, outpatient care & lab, pharmacy and x-ray services for patients	Patient Care costs for inpatient, outpatient care including Tricare laboratory expense, OR instruments, NM Insurance pool premiums, kidney acquisition, step down care (snf) for IV dependent patients, radiation oncology and patient assistance	Patient Care costs for inpatient, outpatient care including Tricare laboratory expense, OR instruments, NM Insurance pool premiums, kidney acquisition, step down care (snf) for IV dependent patients, radiation oncology and patient assistance
22	TELEPHONE/COMMUNICATION COSTS	Telephone, voicemail, cellular, long distance, paging and data networking charges	N/A	Telephone, voicemail, cellular, long distance, paging and data networking charges	Telephone, voicemail, cellular, long distance, paging and data networking charges
23	PURCHASED SERVICES	Alarm fees, internet fees, architectural services, auditing services, printing/copying/binding fees, conference/event fees, honoraria, insurance charges (general liability, professional liability), legal services, electronic journals & books, consultant fees, etc.	Includes payment to UNM SOM for physician and other provider services	Recruitment, professional, legal, auditing, consulting fees, promotional/graphics, IT Hosting Cerner, Siemens and PACS, safety and risk services, equifax, laundry, malpractice and liability insurance, etc.	Recruitment, professional, legal, auditing, consulting fees, promotional/graphics, IT Hosting Cerner, Siemens and PACS, safety and risk services, equifax, laundry, malpractice and liability insurance, etc.
24	OTHER MEDICAL SERVICES	N/A	N/A	Pathology contract, physician services, Executive Medical Directors, Medical Directors, dialysis services for UNM Care patients, OMI MOU, Adult Infusion net	Physician services
25	SUB AWARDS/SERVICE CONTRACTS	Unrestricted Sub Awards, Gain/Loss on Unrestricted Projects	N/A	All service contracts	All service contracts
26	O&M & LEASES	Plant maintenance and repairs, equipment repairs and maintenance, property insurance, auto insurance, facility rent expense	Building maintenance and repairs, equipment repairs and maintenance, repair parts, equipment rent, property insurance, auto insurance, facility rent expense, and housekeeping supplies	Building maintenance and repairs, equipment repairs and maintenance, repair parts, equipment rent, property insurance, auto insurance, facility rent expense, and housekeeping supplies	Building maintenance and repairs, equipment repairs and maintenance, repair parts, equipment rent, property insurance, auto insurance, facility rent expense, and housekeeping supplies
27	UTILITIES	Natural gas, electricity, steam, sewer, water, chilled water	N/A	Natural gas, electricity, steam, sewer, water, chilled water	Natural gas, electricity, steam, sewer, water, chilled water

GLOSSARY OF REPORT CATEGORIES

FINANCIAL STATEMENT CATEGORY		UNM	UNMMG	UNM Hospitals	SRMC
28	DEPRECIATION	N/A	The annual amortization for the furniture and equipment.	The annual amortization for the capital outlay associated with building, building improvement, fixed and moveable equipment which is based on the estimated useful lives of the assets as determined by the AHA "Estimated useful lives of Depreciable Hospital Assets".	The annual amortization for the capital outlay associated with building, building improvement, fixed and moveable equipment which is based on the estimated useful lives of the assets as determined by the AHA "Estimated useful lives of Depreciable Hospital Assets".
29	INTEREST EXPENSE	Transfers to cover debt service	N/A	Interest expense associated with the series 2004 FHA Insured Hospital Mortgage Revenue Bonds.	SRMC receives subsidy payments related to interest payments under the federal Build America Bond program. Under the program SRMC applies for subsidy funds commensurate with each bond payment, so the application for the subsidy is made semiannually. Also includes interest expense on the Series A & B Bonds.
30	OTHER EXPENSES	Banking fees, cost of goods sold, research costs, royalties, bad debt expense, other operating costs, Banner tax, etc.	Billings & collections expenses and other operating expenses of UNMMG	Programming, application, software and maintenance expenses, non capital equipment (less than \$5k), signs, dues & memberships, freight, postage, subscriptions, licenses/permits, Gap Tax, Intergovernmental Transfers for the SCI and IME, bond issuance costs, capital initiatives and other non-operating expenses.	Programming, application, software and maintenance expenses, non capital equipment (less than \$5k), signs, dues & memberships, freight, postage, subscriptions, licenses/permits, Gap Tax, Intergovernmental Transfers for the SCI and IME, bond issuance costs, capital initiatives and other non-operating expenses.
31	CONTRACT AND GRANT EXPENSES	All Restricted Funds Expense and Unrestricted Contract Expense for example VA contracts	N/A	N/A	N/A
32	CAPITAL EXPENDITURES	Equipment/furniture >\$5,000, Computer hardware, library acquisitions, etc.	N/A	N/A	N/A
33	MEANINGFUL USE REVENUE	N/A	Medicare and Medicaid programs provide incentive payments for hospital and physicians that make meaningful use of certified electronic health record technology.	Medicare and Medicaid programs provide incentive payments for hospital and physicians that make meaningful use of certified electronic health record technology.	N/A
34	RETURN ON INVESTMENT - TRIWEST	NA	NA	Dividend payments from investment in TriWest	NA
35	USE OF UNMMG RESERVES	N/A	To fund and support the mission of the Health Sciences Center.	N/A	N/A
36	RECRUITMENT/STARTUP/SCHOLARSHIPS	Chair and Startup Packages, Dean's Scholars/Professorships, and Recruitment Costs	N/A	N/A	N/A
37	NON-RECURRING TRANSFERS	Transfers from current unrestricted funds to plant funds or any other non-recurring transfers	N/A	N/A	N/A



UNIVERSITY OF NEW MEXICO HEALTH SCIENCES CENTER
Balance Sheet for the Health Sciences Center
2015 Fiscal Year as of August 31, 2014 (Preliminary and Unaudited)
(In thousands)

	University HSC	UNM Hospitals	UNMMG	SRMC
ASSETS				
1 Cash and cash equivalents	15,681	135,563	21,348	6,716
2 Marketable securities	23,521	34,334	-	-
Receivables:				
3 Patient, net	1,337	93,182	28,709	5,543
4 Receivable from Affiliates	60,253	7,097	3,535	1,008
5 Estimated third party payor settlements	-	19,787	-	2,654
6 County Treasurer	-	14,822	-	932
7 Contracts, Grants and Other	15,610	6,771	-	568
8 Other	1,381	15,345	615	4,086
Total Current Assets	<u>117,783</u>	<u>326,901</u>	<u>54,207</u>	<u>21,507</u>
Assets whose use is limited:				
9 Held by trustee for debt service & other	-	38,974	-	10,571
10 By UNM Hospital Board of Trustees	-	21,114	-	-
11 Board and Other Designated Assets	128,248	-	22,620	-
12 Endowments	107,166	-	-	-
13 Capital Assets, net of depreciation	269,605	245,049	2,671	128,909
TOTAL ASSETS	<u>622,802</u>	<u>632,038</u>	<u>79,498</u>	<u>160,987</u>
LIABILITIES				
14 Accounts Payable	2,197	47,571	4,358	6,140
15 Other accrued liabilities	36,032	41,019	-	2,641
16 Payable to Affiliates	2,360	42,350	25,517	1,666
17 Bonds payable - current	922	5,240	-	1,635
18 Interest payable bonds	310	1,281	-	1,034
19 Estimated third party payor settlements	-	21,388	-	-
20 Bonds payable - non current	17,681	151,465	-	131,880
21 Other liabilities - non current	24,651	7,197	-	-
22 Sponsored Project and Other Deferred Revenue	15,532	-	-	-
TOTAL LIABILITIES	<u>99,685</u>	<u>317,511</u>	<u>29,875</u>	<u>144,996</u>
NET POSITION				
23 Restricted - expendable grants, bequests and contributions	108,661	14,395	-	2
24 Restricted - trust indenture and debt agreement	-	25,461	-	10,213
25 Committed and Dedicated agreements	147,260	-	22,620	-
26 Discretionary Reserve	16,194	173,692	24,332	5,776
27 Assets invested in Capital, net of related debt	251,002	100,979	2,671	-
TOTAL NET POSITION	<u>523,117</u>	<u>314,527</u>	<u>49,623</u>	<u>15,991</u>
Current Ratio	2.82	2.06	1.81	2.47
Days Cash on Hand	N/A	59.78	53.32	44.87



UNIVERSITY OF NEW MEXICO HEALTH SCIENCES CENTER
Glossary of Report Categories

University HSC	UNM Hospitals	UNMMG	SRMC
----------------	---------------	-------	------

ASSETS

1	Cash and cash equivalents	Funds on deposit with Financial Institution with UNM	Funds on deposit with Financial Institution	Funds on deposit with Financial Institution	Funds on deposit with Financial Institution, plus the remaining balance of the \$46m
2	Marketable securities	Funds invested in securities in accordance with UNM Investment policy	Funds invested in US Treasury	N/A	N/A
3	Patient, net	Pediatric/Newborn Transport Services, net of estimated contractual allowances and estimated bad debt	Patient Receivable after adjustments for discounts and allowances	Patient Receivable for care provided by UNM SOM facility and other practitioners, net of estimated contractual allowances and estimated bad debt	Patient Receivable for facility costs, net of estimated contractual allowances and estimated bad debt
4	Receivable from Affiliates	Related Party Receivables for goods or services provided to UNM Hospitals, UNMMG and SRMC	Related Party Receivable from University HSC and SRMC	Related Party Receivable for negative arbitrage for SRMC	Related Party Receivable from UNMMG and UNMH
5	Estimated third party payor settlements	N/A	Accounts Receivable for IME/GME /DSH	N/A	
6	County Treasurer	N/A	Bernalillo County Mil Levy Receivable	N/A	Sandoval County Mil Levy Receivable
7	Contracts, Grants and Other	Sponsored project receivables and other services invoiced by UNM such as OMI, Resident Physician contracts, etc.	Accounts Receivable from Contracts/UNM MG/Special Billing/Investments	N/A	Other receivable balances. As of year end, a receivable was recorded for the insurance proceeds associated with the damage in the OR due to the flood
8	Other	Prepaid contractual obligations, such as library subscription services and maintenance contacts	Prepaid Expense and Inventory	Pharmacy Inventory	Prepaid Expense and Inventory
9	Held by trustee for debt service & other	N/A	Debt/Mortgage reserve funds to include collateral and intangible assets	N/A	Funds held in Trustee Accounts, Mortgage reserve funds, bond debt service accounts
10	By UNM Hospital Clinical Operations Board	N/A	Investment in TriWest/Tricare Reference Laboratory	N/A	N/A



UNIVERSITY OF NEW MEXICO HEALTH SCIENCES CENTER
Glossary of Report Categories

	University HSC	UNM Hospitals	UNMMG	SRMC
11 Board and Other Designated Assets	Funds dedicated to UNM Hospitals Capital Initiatives and unexpended plant funds	N/A	Department, SOM Investment in UNMMG and Quality Reserves	The original bond proceeds were used to purchase GNMA's which collateralize the mortgage with Prudential
12 Endowments	Balance of endowed corpus funds generating revenue according to donor intent	N/A	N/A	N/A
13 Capital Assets, net of depreciation	Property, Plant and Equipment	Land, Property, Plant and Equipment	Furniture and Equipment	Land, Property, Plant and Equipment
LIABILITIES				
14 Accounts Payable	Unpaid balances owed to vendors for goods and services; amounts owed to employees for expense reimbursements	Amount owed to creditors	Unpaid balances owed to vendors for goods and services; accrued payroll and other payroll benefits and taxes	Unpaid balances owed to vendors for goods and services
15 Other accrued liabilities	Payroll withholding liabilities and estimated value of compensated absences	Accrued liabilities to include payroll, compensated benefit, and Incurred but not Recognized (IBNR) State Coverage Insurance	N/A	Accrued liabilities to include payroll, compensated benefits and other payroll benefits and taxes
16 Payable to Affiliates	Unpaid balances for services provided by UNM Hospitals, and UNMMG	Unpaid balances for services provided by University HSC	Unpaid balances for services provided by University HSC for purchased services, special arrangements, and indigent distribution	Unpaid balances for services provided by University HSC, UNMMG and UNMH
17 Bonds payable - current	Debt service payment that will be due within the next twelve months	Series 2004 Bonds payable in next year - FHA Insured Hospital Mortgage Revenue Bonds	N/A	Debt service payment that will be due within the next twelve months
18 Interest payable bonds	Interest Payable on outstanding debt	Interest Payable Series 2004 Bonds (FHA Insured Hospital Mortgage Revenue Bonds)	N/A	Interest Payable on Bonds
19 Estimated third party payor settlements	N/A	Medicare/Medicaid Settlements	N/A	N/A
20 Bonds payable - non current	Outstanding balance due in the long-term for bond funding	Series Bonds Payable in the long-term (FHA Insured Hospital Mortgage Revenue Bonds)	N/A	Outstanding balance due in the long-term for FHA Insured Hospital Revenue Bonds



**UNIVERSITY OF NEW MEXICO HEALTH SCIENCES CENTER
Glossary of Report Categories**

	University HSC	UNM Hospitals	UNMMG	SRMC
21 Other liabilities - non current	Estimated future cost associated with Other Post Retirement Benefits (OPEB) and self-funded health insurance plan	Estimated future cost associated with Other Post Employment Benefits (OPEB) and bond premiums	N/A	The balance of the mortgage payable
22 Sponsored Project and Other Deferred Revenue	Prepaid contract and grant revenue, tuition, and other prepaid student fees	N/A	N/A	N/A
NET POSITION				
23 Restricted - expendable grants, bequests and contributions	Restricted monies used in accordance with donor intent, contracts and bequests	Restricted monies used in accordance with donor intent, contracts and bequests	N/A	Restricted monies used in accordance with donor intent, contracts and bequests
24 Restricted - trust indenture and debt agreement	N/A	Restricted monies for Debt Service, Collateral, and Mortgage Reserve	N/A	Restricted monies for Mortgage reserve, Bond Debt Service
25 Committed and Dedicated agreements	Funds that have been committed for future expenditures. Dedicated funds have a clear focused purposed with for specific use.	N/A	Department, SOM Investment in UNMMG and Quality Fund Balances	N/A
26 Discretionary Reserve	Remaining fund balance after accounting for all restricted, committed and dedicated funds	Chief operating fund for all financial resources except those accounted for in another fund	Other operating reserves	Chief operating fund for all financial resources except those accounted for in another fund
27 Assets invested in Capital, net of related debt	Property, Plant and Equipment after adjustment for related bond debt	Property, Plant and Equipment after adjustment for related bond debt	Furniture and Equipment after adjustment for related bond debt	Property, Plant and Equipment after adjustment for related bond debt