
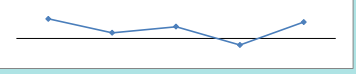
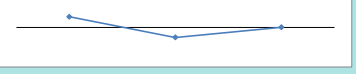
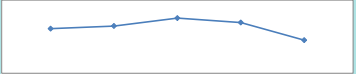





**Health Sciences Center
Metrics (Preliminary and Unaudited)**

Benchmark	Expected	FY 2011 1st Quarter	FY 2012 1st Quarter	FY 2013 1st Quarter	FY 2014 1st Quarter	FY 2015 1st Quarter	Fiscal Year Trend	
Approximate Cash Flow/(Use) from Operations * <i>(Amounts are in thousands)</i>	HSC	↑	\$9,066	\$4,404	\$4,517	\$6,734	\$7,142	
	UNMMG	↑	\$4,171	\$1,344	\$2,399	\$1,049	\$5,393	
	UNMH	↑	\$8,683	\$8,563	\$3,448	\$5,099	\$5,278	
	SRMC	↑	NA	NA	\$6,676	(\$2,938)	\$2,407	
* Approximate Cash Flow/(Use) from Operations = Operating Net Margin plus Depreciation Expense								
Operating Net Margin <i>(Amounts are in thousands)</i>	HSC	↑	\$9,066	\$4,404	\$4,517	\$6,734	\$7,142	
	UNMMG	↑	\$4,048	\$1,203	\$2,265	\$952	\$5,308	
	UNMH	↑	\$79	\$85	(\$4,819)	(\$2,730)	(\$2,455)	
	SRMC	↑	NA	NA	\$5,407	(\$5,145)	\$62	

**Health Sciences Center
Metrics (Preliminary and Unaudited)**

Benchmark		Expected	FY 2011 1st Quarter	FY 2012 1st Quarter	FY 2013 1st Quarter	FY 2014 1st Quarter	FY 2015 1st Quarter	Fiscal Year Trend
Net Income/(Use of Reserves) <i>(Amounts are in thousands)</i>	HSC	↑	\$6,630	\$2,417	\$1,927	\$4,855	\$3,758	
	UNMMG	↑	\$4,048	\$1,203	\$2,456	(\$1,326)	\$3,392	
	UNMH	↑	\$79	\$82	(\$4,819)	\$274	\$553	
	SRMC	↑	NA	NA	\$5,407	(\$5,145)	\$62	
Uncompensated Care <i>(Amounts are in thousands)</i>	UNMMG	↓	\$8,822	\$9,823	\$12,735	\$11,101	\$4,534	
	UNMH	↓	\$38,428	\$43,037	\$48,105	\$49,555	\$34,633	
	SRMC	↓	NA	NA	NA	\$2,243	\$1,697	
Uncompensated Care as a Percentage of Total Patient Care	UNM HEALTH SYSTEM	↓	FY 2011 22%	FY 2012 24%	FY 2013 23%	FY 2014 21%	FY 2015 1st Quarter 14%	
Contractual Adjustments	UNM HEALTH SYSTEM	↓	FY 2011 \$600,927	FY 2012 \$617,308	FY 2013 \$743,047	FY 2014 \$865,171	FY 2015 1st Quarter \$220,944	
Contractual Adjustments as a Percentage of Total Patient Care			34%	34%	36%	38%	41%	

**Health Sciences Center
Metrics (Preliminary and Unaudited)**

Benchmark	Expected	FY 2011 1st Quarter	FY 2012 1st Quarter	FY 2013 1st Quarter	FY 2014 1st Quarter	FY 2015 1st Quarter	Fiscal Year Trend	
Days Cash on Hand Days of Expense in Discretionary Reserves Year End Benchmark - 10 Days	HSC	↑	13.96	13.28	7.39	5.93	11.54	
ACMPE 30 Days *	UNMMG	↑	67.80	48.50	49.25	48.60	53.71	
UHC 75 Days **	UNMH	↑	75.69	53.01	42.02	50.72	57.18	
UHC 75 Days **	SRMC	↑	NA	NA	N/A	16.12	36.76	

* American College of Medical Practice Executives
** University HealthSystem Consortium

Accounts Receivable Greater Than Ninety Days

(Amounts are in thousands)



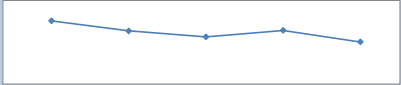

HSC	↓	\$780 9%	\$1,380 13%	\$937 4%	\$217 3%	\$146 9%	
UNMMG	↓	\$3,746 14%	\$4,348 16%	\$3,415 13%	\$4,544 16%	\$9,768 22%	
UNMH***	↓	\$50,926 27%	\$57,457 27%	\$50,418 24%	\$53,251 26%	\$83,190 35%	
SRMC ****	↓	NA	NA	NA	\$1,315 19%	\$559 9%	

*** UNMH Account Receivable Greater Than Ninety Days excludes liens

**** SRMC Account Receivable Greater Than Ninety Days reflects Net Accounts Receivable - all other receivables are shown at Gross

**Health Sciences Center
Metrics (Preliminary and Unaudited)**

(Amounts are in thousands)

	Expected	FY 2011 1st Quarter	FY 2012 1st Quarter	FY 2013 1st Quarter	FY 2014 1st Quarter	FY 2015 1st Quarter	Fiscal Year Trend
Proposals Submitted	↑	\$46,155	\$45,546	\$42,262	\$63,733	\$49,433	
Awards	↑	\$53,813	\$38,114	\$31,225	\$45,039	\$52,153	
Earned F&A	↑	\$5,551	\$5,337	\$5,211	\$5,349	\$5,104	
Contract & Grant Expense <i>(Includes Cost Share, Program Income and F&A Expense)</i>	↑	\$27,976	\$27,917	\$31,726	\$28,724	\$28,873	



UNIVERSITY OF NEW MEXICO HEALTH SCIENCES CENTER - University HSC Only*
2015 Fiscal Year-to-Date Summary through September 30, 2014 (Preliminary and Unaudited)
(In thousands)

* UNIVERSITY HSC ONLY INCLUDES: SOM, CON, COP, HSLIC, ADMIN, RESEARCH

	University HSC FY 2015 Re-Forecasted Budget 9/30/2014	University HSC FY 2015 YTD 9/30/14 Actual	University HSC FY 2014 Year End Actual	University HSC FY 2015 YTD Actual to FY 2015 Re-Forecasted Budget Benchmark Rate (25%)	University HSC FY 2015 YTD Actual to FY 2014 Year End Actual Benchmark Rate (25%)
1 UNM MEDICAL GROUP REVENUES	120,457	29,399	106,656	24%	28%
2 UNM HOSPITALS REVENUES	140,089	36,232	136,977	26%	26%
3 SRMC REVENUES	20,331	4,848	16,024	24%	30%
4 TUITION AND FEES	15,189	7,869	14,806	52%	53%
5 CIGARETTE TAX APPROPRIATIONS	3,949	1,033	3,932	26%	26%
6 RPSP APPROPRIATIONS	19,690	4,922	17,902	25%	27%
7 I&G APPROPRIATIONS	64,907	16,227	61,566	25%	26%
8 I&G MAIN CAMPUS TRANSFERS	19,900	5,204	18,518	26%	28%
9 F&A REVENUES (OH RETURN)	21,500	5,104	22,595	24%	23%
10 HSC/UNM INTERNAL TRANSFERS	(3,837)	(1,065)	(6,229)	28%	17%
11 MILL LEVY	0	0	0	N/A	N/A
12 OTHER REVENUES	11,881	2,818	13,759	24%	20%
13 CONTRACT AND GRANT REVENUES	136,083	31,042	132,502	23%	23%
TOTAL REVENUES	570,138	143,632	539,008	25%	27%
14 TOTAL COMPENSATION EXPENSES	367,689	90,381	337,729	25%	27%
15 SUPPLIES/MEDICAL SUPPLIES	12,255	2,332	11,916	19%	20%
16 UNIVERSITY CLINICIANS PROGRAM	0	0	0	N/A	N/A
17 HOUSESTAFF	0	0	0	N/A	N/A
18 TRAVEL	5,540	1,091	4,700	20%	23%
19 STUDENT COSTS	3,415	898	2,422	26%	37%
20 PATIENT CARE COSTS	1,985	319	1,431	16%	22%
21 TELEPHONE/COMMUNICATION COSTS	2,106	549	2,257	26%	24%
22 PURCHASED SERVICES	23,972	7,138	26,891	30%	27%
23 OTHER MEDICAL SERVICES	0	0	0	N/A	N/A
24 SUB AWARDS/SERVICE CONTRACTS	536	256	1,134	48%	23%
25 O&M & LEASES	8,333	2,071	7,461	25%	28%
26 UTILITIES	4,831	1,226	4,801	25%	26%
27 DEPRECIATION	0	0	0	N/A	N/A
28 INTEREST EXPENSE	2,166	542	2,169	25%	25%
29 OTHER EXPENSES	4,898	813	2,958	17%	27%
30 CONTRACT AND GRANT EXPENSES	127,582	28,873	124,136	23%	23%
TOTAL EXPENSES	565,308	136,490	530,005	24%	26%
OPERATING NET MARGIN	4,830	7,142	9,003		
NON-RECURRING ITEMS					
31 CAPITAL EXPENDITURES	2,948	731	2,030	25%	36%
32 MEANINGFUL USE REVENUE	0	0	0	N/A	N/A
33 RETURN ON INVESTMENT - TRIWEST	0	0	0	N/A	N/A
34 USE OF UNMMG RESERVES	0	0	0	N/A	N/A
35 RECRUITMENT/STARTUP/SCHOLARSHIPS	6,180	1,360	6,225	22%	22%
36 NON-RECURRING TRANSFERS	170	1,294	4,440	762%	29%
TOTAL NON-RECURRING ITEMS	9,297	3,384	12,695	36%	27%
NET INCOME/(USE OF RESERVES)	(4,467)	3,758	(3,692)		



UNIVERSITY OF NEW MEXICO HEALTH SCIENCES CENTER - UNM Hospitals Only
2015 Fiscal Year-to-Date Summary through September 30, 2014 (Preliminary and Unaudited)
(In thousands)

Clinical Operations

	UNM Hospitals FY 2015 Re-Forecasted Budget 9/30/2014	UNM Hospitals FY 2015 YTD 9/30/14 Actual	UNM Hospitals FY 2014 Year End Actual	UNM Hospitals FY 2015 YTD Actual to FY 2015 Re-Forecasted Budget Benchmark Rate (25%)	UNM Hospitals FY 2015 YTD Actual to FY 2014 Year End Actual Benchmark Rate (25%)
1 UNM MEDICAL GROUP REVENUES	0	0	0	N/A	N/A
2 UNM HOSPITALS REVENUES	735,636	186,571	709,437	25%	26%
3 SRMC REVENUES	0	0	0	N/A	N/A
4 TUITION AND FEES	0	0	0	N/A	N/A
5 CIGARETTE TAX APPROPRIATIONS	0	0	0	N/A	N/A
6 RPSP APPROPRIATIONS	13,117	3,279	12,520	25%	26%
7 I&G APPROPRIATIONS	0	0	0	N/A	N/A
8 I&G MAIN CAMPUS TRANSFERS	0	0	0	N/A	N/A
9 F&A REVENUES (OH RETURN)	0	0	0	N/A	N/A
10 HSC/UNM INTERNAL TRANSFERS	0	0	0	N/A	N/A
11 MILL LEVY	92,780	23,195	92,020	25%	25%
12 OTHER REVENUES	8,512	2,130	8,768	25%	24%
13 CONTRACT AND GRANT REVENUES	21,165	5,335	17,863	25%	30%
TOTAL REVENUES	871,210	220,510	840,608	25%	26%
14 TOTAL COMPENSATION EXPENSES	435,169	109,559	408,780	25%	27%
15 SUPPLIES/MEDICAL SUPPLIES	143,385	35,775	141,923	25%	25%
16 UNIVERSITY CLINICIANS PROGRAM	61,512	17,657	59,387	29%	30%
17 HOUSESTAFF	28,316	7,218	25,933	25%	28%
18 TRAVEL	596	150	691	25%	22%
19 STUDENT COSTS	0	0	0	N/A	N/A
20 PATIENT CARE COSTS	35,579	9,171	46,357	26%	20%
21 TELEPHONE/COMMUNICATION COSTS	3,512	885	3,598	25%	25%
22 PURCHASED SERVICES	42,181	10,504	33,106	25%	32%
23 OTHER MEDICAL SERVICES	36,865	8,012	27,692	22%	29%
24 SUB AWARDS/SERVICE CONTRACTS	8,989	2,266	9,322	25%	24%
25 O&M & LEASES	16,004	3,996	16,498	25%	24%
26 UTILITIES	6,847	1,726	6,316	25%	27%
27 DEPRECIATION	30,684	7,733	31,831	25%	24%
28 INTEREST EXPENSE	7,404	1,851	7,567	25%	24%
29 OTHER EXPENSES	25,674	6,462	52,478	25%	12%
30 CONTRACT AND GRANT EXPENSES	0	0	0	N/A	N/A
TOTAL EXPENSES	882,718	222,965	871,479	25%	26%
OPERATING NET MARGIN	(11,508)	(2,455)	(30,871)		
NON-RECURRING ITEMS					
31 CAPITAL EXPENDITURES	0	0	0	N/A	N/A
32 MEANINGFUL USE REVENUE	0	0	0	N/A	N/A
33 RETURN ON INVESTMENT - TRIWEST	(11,932)	(3,007)	(39,873)	25%	8%
34 USE OF UNMMG RESERVES	0	0	0	N/A	N/A
35 RECRUITMENT/STARTUP/SCHOLARSHIPS	0	0	0	N/A	N/A
36 NON-RECURRING TRANSFERS	0	0	0	N/A	N/A
TOTAL NON-RECURRING ITEMS	(11,932)	(3,007)	(39,873)	25%	8%
NET INCOME/(USE OF RESERVES)	424	553	9,002		



UNIVERSITY OF NEW MEXICO HEALTH SCIENCES CENTER - UNMMG Only
2015 Fiscal Year-to-Date Summary through September 30, 2014 (Preliminary and Unaudited)
(In thousands)

Clinical Operations

	UNMMG FY 2015 Re-Forecasted Budget 9/30/2014	UNMMG FY 2015 YTD 9/30/14 Actual	UNMMG FY 2014 Year End Actual	UNMMG FY 2015 YTD Actual to FY 2015 Re-Forecasted Budget Benchmark Rate (25%)	UNMMG FY 2015 YTD Actual to FY 2014 Year End Actual Benchmark Rate (25%)
1 UNM MEDICAL GROUP REVENUES	180,462	47,115	162,835	26%	29%
2 UNM HOSPITALS REVENUES	0	0	0	N/A	N/A
3 SRMC REVENUES	0	0	0	N/A	N/A
4 TUITION AND FEES	0	0	0	N/A	N/A
5 CIGARETTE TAX APPROPRIATIONS	0	0	0	N/A	N/A
6 RPSAP APPROPRIATIONS	815	203	815	25%	25%
7 I&G APPROPRIATIONS	0	0	0	N/A	N/A
8 I&G MAIN CAMPUS TRANSFERS	0	0	0	N/A	N/A
9 F&A REVENUES (OH RETURN)	0	0	0	N/A	N/A
10 HSC/UNM INTERNAL TRANSFERS	0	0	0	N/A	N/A
11 MILL LEVY	0	0	0	N/A	N/A
12 OTHER REVENUES	7,928	768	3,546	10%	22%
13 CONTRACT AND GRANT REVENUES	0	0	0	N/A	N/A
TOTAL REVENUES	189,205	48,086	167,196	25%	29%
14 TOTAL COMPENSATION EXPENSES	20,470	4,165	15,533	20%	27%
15 SUPPLIES/MEDICAL SUPPLIES	0	0	0	N/A	N/A
16 UNIVERSITY CLINICIANS PROGRAM	0	0	0	N/A	N/A
17 HOUSESTAFF	0	0	0	N/A	N/A
18 TRAVEL	0	0	0	N/A	N/A
19 STUDENT COSTS	0	0	0	N/A	N/A
20 PATIENT CARE COSTS	25,427	5,829	19,065	23%	31%
21 TELEPHONE/COMMUNICATION COSTS	0	0	0	N/A	N/A
22 PURCHASED SERVICES	134,131	31,056	115,568	23%	27%
23 OTHER MEDICAL SERVICES	0	0	0	N/A	N/A
24 SUB AWARDS/SERVICE CONTRACTS	0	0	0	N/A	N/A
25 O&M & LEASES	834	117	429	14%	27%
26 UTILITIES	0	0	0	N/A	N/A
27 DEPRECIATION	404	85	393	21%	22%
28 INTEREST EXPENSE	0	0	0	N/A	N/A
29 OTHER EXPENSES	3,899	1,527	5,614	39%	27%
30 CONTRACT AND GRANT EXPENSES	0	0	0	N/A	N/A
TOTAL EXPENSES	185,164	42,778	156,602	23%	27%
OPERATING NET MARGIN	4,040	5,308	10,594		
NON-RECURRING ITEMS					
31 CAPITAL EXPENDITURES	0	0	0	N/A	N/A
32 MEANINGFUL USE REVENUE	0	0	(120)	N/A	0%
33 RETURN ON INVESTMENT - TRIWEST	0	0	0	N/A	N/A
34 USE OF UNMMG RESERVES	4,000	1,916	11,455	48%	17%
35 RECRUITMENT/STARTUP/SCHOLARSHIPS	0	0	0	N/A	N/A
36 NON-RECURRING TRANSFERS	0	0	0	N/A	N/A
TOTAL NON-RECURRING ITEMS	4,000	1,916	11,335	48%	17%
NET INCOME/(USE OF RESERVES)	40	3,392	(741)		



UNIVERSITY OF NEW MEXICO HEALTH SCIENCES CENTER - SRMC Only
2015 Fiscal Year-to-Date Summary through September 30, 2014 (Preliminary and Unaudited)
(In thousands)

Clinical Operations

	SRMC FY 2015 Re-Forecasted Budget 9/30/2014	SRMC FY 2015 YTD 9/30/14 Actual	SRMC FY 2014 Year End Actual	SRMC FY 2015 YTD Actual to FY 2015 Re-Forecasted Budget Benchmark Rate (25%)	SRMC FY 2015 YTD Actual to FY 2014 Year End Actual Benchmark Rate (25%)
1 UNM MEDICAL GROUP REVENUES	0	0	0	N/A	N/A
2 UNM HOSPITALS REVENUES	0	0	0	N/A	N/A
3 SRMC REVENUES	74,414	16,242	53,651	22%	30%
4 TUITION AND FEES	0	0	0	N/A	N/A
5 CIGARETTE TAX APPROPRIATIONS	0	0	0	N/A	N/A
6 RPSP APPROPRIATIONS	0	0	0	N/A	N/A
7 I&G APPROPRIATIONS	0	0	0	N/A	N/A
8 I&G MAIN CAMPUS TRANSFERS	0	0	0	N/A	N/A
9 F&A REVENUES (OH RETURN)	0	0	0	N/A	N/A
10 HSC/UNM INTERNAL TRANSFERS	0	0	0	N/A	N/A
11 MILL LEVY	5,592	1,398	7,983	25%	18%
12 OTHER REVENUES	551	126	441	23%	28%
13 CONTRACT AND GRANT REVENUES	233	59	0	25%	N/A
TOTAL REVENUES	80,790	17,824	62,075	22%	29%
14 TOTAL COMPENSATION EXPENSES	35,548	7,134	25,732	20%	28%
15 SUPPLIES/MEDICAL SUPPLIES	16,605	3,630	12,044	22%	30%
16 UNIVERSITY CLINICIANS PROGRAM	0	0	0	N/A	N/A
17 HOUSESTAFF	208	53	117	25%	45%
18 TRAVEL	13	3	20	25%	17%
19 STUDENT COSTS	0	0	0	N/A	N/A
20 PATIENT CARE COSTS	4,813	1,038	4,346	22%	24%
21 TELEPHONE/COMMUNICATION COSTS	80	20	85	25%	24%
22 PURCHASED SERVICES	3,057	771	3,902	25%	20%
23 OTHER MEDICAL SERVICES	406	178	369	44%	48%
24 SUB AWARDS/SERVICE CONTRACTS	1,598	403	1,377	25%	29%
25 O&M & LEASES	894	225	621	25%	36%
26 UTILITIES	901	227	785	25%	29%
27 DEPRECIATION	9,304	2,345	9,112	25%	26%
28 INTEREST EXPENSE	4,443	1,020	4,090	23%	25%
29 OTHER EXPENSES	2,845	715	2,040	25%	35%
30 CONTRACT AND GRANT EXPENSES	0	0	0	N/A	N/A
TOTAL EXPENSES	80,716	17,762	64,640	22%	27%
OPERATING NET MARGIN	74	62	(2,565)		
NON-RECURRING ITEMS					
31 CAPITAL EXPENDITURES	0	0	0	N/A	N/A
32 MEANINGFUL USE REVENUE	0	0	0	N/A	N/A
33 RETURN ON INVESTMENT - TRIWEST	0	0	0	N/A	N/A
34 USE OF UNMMG RESERVES	0	0	0	N/A	N/A
35 RECRUITMENT/STARTUP/SCHOLARSHIPS	0	0	0	N/A	N/A
36 NON-RECURRING TRANSFERS	0	0	0	N/A	N/A
TOTAL NON-RECURRING ITEMS	0	0	0	N/A	N/A
NET INCOME/(USE OF RESERVES)	74	62	(2,565)		



UNIVERSITY OF NEW MEXICO HEALTH SCIENCES CENTER - Consolidated HSC
2015 Fiscal Year-to-Date Summary through September 30, 2014 (Preliminary and Unaudited)
(In thousands)

Clinical and Academic Operations

	Consolidated HSC FY 2015 Re-Forecasted Budget 9/30/2014	Consolidated HSC FY 2015 YTD 9/30/14 Actual	Consolidated HSC FY 2014 Year End Actual	Consolidated HSC FY 2015 YTD Actual to FY 2015 Re-Forecasted Budget Benchmark Rate (25%)	Consolidated HSC FY 2015 YTD Actual to FY 2014 Year End Actual Benchmark Rate (25%)
1 UNM MEDICAL GROUP REVENUES	300,919	76,514	269,491	25%	28%
2 UNM HOSPITALS REVENUES	875,725	222,803	846,414	25%	26%
3 SRMC REVENUES	94,745	21,090	69,675	22%	30%
4 TUITION AND FEES	15,189	7,869	14,806	52%	53%
5 CIGARETTE TAX APPROPRIATIONS	3,949	1,033	3,932	26%	26%
6 RPSP APPROPRIATIONS	33,622	8,405	31,237	25%	27%
7 I&G APPROPRIATIONS	64,907	16,227	61,566	25%	26%
8 I&G MAIN CAMPUS TRANSFERS	19,900	5,204	18,518	26%	28%
9 F&A REVENUES (OH RETURN)	21,500	5,104	22,595	24%	23%
10 HSC/UNM INTERNAL TRANSFERS	(3,837)	(1,065)	(6,229)	28%	17%
11 MILL LEVY	98,372	24,593	100,003	25%	25%
12 OTHER REVENUES	28,871	5,841	26,514	20%	22%
13 CONTRACT AND GRANT REVENUES	157,481	36,435	150,365	23%	24%
TOTAL REVENUES	1,711,343	430,053	1,608,887	25%	27%
14 TOTAL COMPENSATION EXPENSES	858,875	211,239	787,774	25%	27%
15 SUPPLIES/MEDICAL SUPPLIES	172,246	41,737	165,883	24%	25%
16 UNIVERSITY CLINICIANS PROGRAM	61,512	17,657	59,387	29%	30%
17 HOUSESTAFF	28,524	7,271	26,050	25%	28%
18 TRAVEL	6,149	1,245	5,411	20%	23%
19 STUDENT COSTS	3,415	898	2,422	26%	37%
20 PATIENT CARE COSTS	67,804	16,358	71,199	24%	23%
21 TELEPHONE/COMMUNICATION COSTS	5,698	1,455	5,940	26%	24%
22 PURCHASED SERVICES	203,340	49,468	179,467	24%	28%
23 OTHER MEDICAL SERVICES	37,272	8,189	28,061	22%	29%
24 SUB AWARDS/SERVICE CONTRACTS	11,124	2,924	11,833	26%	25%
25 O&M & LEASES	26,064	6,409	25,009	25%	26%
26 UTILITIES	12,580	3,179	11,902	25%	27%
27 DEPRECIATION	40,392	10,163	41,336	25%	25%
28 INTEREST EXPENSE	14,013	3,413	13,826	24%	25%
29 OTHER EXPENSES	37,316	9,518	63,090	26%	15%
30 CONTRACT AND GRANT EXPENSES	127,582	28,873	124,136	23%	23%
TOTAL EXPENSES	1,713,905	419,995	1,622,726	25%	26%
OPERATING NET MARGIN	(2,563)	10,057	(13,839)		
NON-RECURRING ITEMS					
31 CAPITAL EXPENDITURES	2,948	731	2,030	25%	36%
32 MEANINGFUL USE REVENUE	0	0	(120)	N/A	0%
33 RETURN ON INVESTMENT - TRIWEST	(11,932)	(3,007)	(39,873)	25%	8%
34 USE OF UNMMG RESERVES	4,000	1,916	11,455	48%	17%
35 RECRUITMENT/STARTUP/SCHOLARSHIPS	6,180	1,360	6,225	22%	22%
36 NON-RECURRING TRANSFERS	170	1,294	4,440	762%	29%
TOTAL NON-RECURRING ITEMS	1,366	2,293	(15,843)	168%	-14%
NET INCOME/(USE OF RESERVES)	(3,928)	7,765	2,004		

GLOSSARY OF REPORT CATEGORIES

FINANCIAL STATEMENT CATEGORY		UNM	UNMMG	UNM Hospitals	SRMC
1	UNM MEDICAL GROUP REVENUES	Clinical revenue primarily based on Physician or Provider efforts and collection through UNMMG	Net patient services revenue including SCI & UPL from UNMMG Clinical operations	N/A	N/A
2	UNM HOSPITALS REVENUES	Revenue from University Hospital to the School of Medicine	N/A	Hospital facility revenue based on patient billings by UNMH	N/A
3	SRMC REVENUES	Revenue from SRMC to the School of Medicine	N/A	N/A	Hospital facility revenue based on patient billings by SRMC
4	TUITION AND FEES	Tuition & Fees, including tuition differentials	N/A	N/A	N/A
5	CIGARETTE TAX APPROPRIATIONS	Revenues received from the State as a calculated portion of Tax Revenue on the sale of tobacco products for use in Cancer Research	N/A	N/A	N/A
6	RPSP APPROPRIATIONS	Revenue received for current operations made available to UNM by act of NM State Legislature on an annual basis for Research, Public Service and Independent Operations	N/A	Revenue received for current operations made available to UNMH by act of NM State Legislature on an annual basis for Research, Public Service and Independent Operations	N/A
7	I&G APPROPRIATIONS	Revenue received for current operations made available to UNM by act of NM State Legislature on an annual basis for I&G operations	N/A	N/A	N/A
8	I&G MAIN CAMPUS TRANSFERS	Partial transfer of tuition and formula workload generated by Nursing, Pharmacy and SOM	N/A	N/A	N/A
9	F & A REVENUES (OH RETURN)	Revenue from recovery of indirect costs (F&A) incurred by a Contract or Grant also known as overhead return	N/A	N/A	N/A
10	HSC/UNM INTERNAL TRANSFERS	All transfers to/from HSC Unrestricted Funds excluding the I&G Main Campus Transfer and Transfers for Debt Service	N/A	N/A	N/A
11	MILL LEVY	N/A	N/A	Mil levy taxes collected on behalf of the Bernalillo County Treasurer and remitted to UNMH as required by the Hospital Funding Act.	Mil levy taxes collected on behalf of the Sandoval County Treasurer and remitted to SRMC as required by the Hospital Funding Act.
12	OTHER REVENUES	All other Revenues - not contained in any other category - Sales & Services (not Internal Service Center P18 sales), Gains on Sponsored Projects, Gifts, Endowment Spending Distributions, Investment Income, etc.	Other operating revenues	All other revenues not contained in any other category: Investment income, equity loss in Tricare, donated revenue, gain/loss on sale of assets, food, nutrition, catering & vending revenue, medical records revenue, rent revenue, all other non-operating revenue	All other revenues not contained in any other category: Investment income, donated revenue, gain/loss on sale of assets, food, nutrition, catering & vending revenue, medical records revenue, rent revenue, all other non-operating revenue
13	CONTRACT AND GRANT REVENUES	All Restricted Funds Revenue and Unrestricted Contract Revenue for example VA contracts	N/A	Revenue associated with restricted and unrestricted contracts and grants	N/A
14	TOTAL COMPENSATION EXPENSES	Salary, wages & benefits	Salaries and benefits considered to be operating and certain clinical expenses of UNMMG	Salary, wages & benefits	Salary, wages & benefits

GLOSSARY OF REPORT CATEGORIES

FINANCIAL STATEMENT CATEGORY		UNM	UNMMG	UNM Hospitals	SRMC
15	SUPPLIES/MEDICAL SUPPLIES	Office supplies, computer supplies, dues & memberships, postage charges, recruitment expenses, non capital equipment, computers, food, lab supplies, uniforms, training materials, etc.	N/A	Medical supplies for: lab, radiology, blood, pharmaceuticals, biologics, implantable devices, office supplies, computer supplies, photocopy expense, forms, linen, food, uniforms, and training materials.	Medical supplies for: lab, radiology, blood, pharmaceuticals, biologics, implantable devices, office supplies, computer supplies, photocopy expense, forms, linen, food, uniforms, and training materials.
16	UNIVERSITY CLINICIANS PROGRAM	N/A	N/A	Special clinician program to support SOM	Special clinician program to support SOM
17	HOUSESTAFF	N/A	N/A	Reimbursement of patient care services provided by residents who are employed by SOM.	Reimbursement of patient care services provided by SOM through UNMMG.
18	TRAVEL	Travel - in state, out of state, foreign, business meals, rental vehicles, new employee moving expenses, vehicle fuel etc.	N/A	Travel - in state, out of state, business meals, rental vehicles, flights, ground transportation, vehicle fuel etc.	Travel - in state, out of state, business meals, rental vehicles, flights, ground transportation, vehicle fuel etc.
19	STUDENT COSTS	Student tuition/fee expense, student travel, scholarships/fellowships, housing, insurance for students, student awards, etc.	N/A	N/A	N/A
20	PATIENT CARE COSTS	Patient Care costs for inpatient, outpatient care & lab, pharmacy and x-ray services for patients	Patient Care costs for inpatient, outpatient care & lab, pharmacy and x-ray services for patients	Patient Care costs for inpatient, outpatient care including Tricore laboratory expense, OR instruments, NM Insurance pool premiums, kidney acquisition, step down care (snf) for IV dependent patients, radiation oncology and patient assistance	Patient Care costs for inpatient, outpatient care including Tricore laboratory expense, OR instruments, NM Insurance pool premiums, kidney acquisition, step down care (snf) for IV dependent patients, radiation oncology and patient assistance
21	TELEPHONE/COMMUNICATION COSTS	Telephone, voicemail, cellular, long distance, paging and data networking charges	N/A	Telephone, voicemail, cellular, long distance, paging and data networking charges	Telephone, voicemail, cellular, long distance, paging and data networking charges
22	PURCHASED SERVICES	Alarm fees, internet fees, architectural services, auditing services, printing/copying/binding fees, conference/event fees, honoraria, insurance charges (general liability, professional liability), legal services, electronic journals & books, consultant fees, etc.	Includes payment to UNM SOM for physician and other provider services	Recruitment, professional, legal, auditing, consulting fees, promotional/graphics, IT Hosting Cerner, Siemens and PACS, safety and risk services, equifax, laundry, malpractice and liability insurance, etc.	Recruitment, professional, legal, auditing, consulting fees, promotional/graphics, IT Hosting Cerner, Siemens and PACS, safety and risk services, equifax, laundry, malpractice and liability insurance, etc.
23	OTHER MEDICAL SERVICES	N/A	N/A	Pathology contract, physician services, Executive Medical Directors, Medical Directors, dialysis services for UNM Care patients, OMI MOU, Adult Infusion net	Physician services
24	SUB AWARDS/SERVICE CONTRACTS	Unrestricted Sub Awards, Gain/Loss on Unrestricted Projects	N/A	All service contracts	All service contracts
25	O&M & LEASES	Plant maintenance and repairs, equipment repairs and maintenance, property insurance, auto insurance, facility rent expense	Building maintenance and repairs, equipment repairs and maintenance, repair parts, equipment rent, property insurance, auto insurance, facility rent expense, and housekeeping supplies	Building maintenance and repairs, equipment repairs and maintenance, repair parts, equipment rent, property insurance, auto insurance, facility rent expense, and housekeeping supplies	Building maintenance and repairs, equipment repairs and maintenance, repair parts, equipment rent, property insurance, auto insurance, facility rent expense, and housekeeping supplies
26	UTILITIES	Natural gas, electricity, steam, sewer, water, chilled water	N/A	Natural gas, electricity, steam, sewer, water, chilled water	Natural gas, electricity, steam, sewer, water, chilled water

GLOSSARY OF REPORT CATEGORIES

FINANCIAL STATEMENT CATEGORY		UNM	UNMMG	UNM Hospitals	SRMC
27	DEPRECIATION	N/A	The annual amortization for the furniture and equipment.	The annual amortization for the capital outlay associated with building, building improvement, fixed and moveable equipment which is based on the estimated useful lives of the assets as determined by the AHA "Estimated useful lives of Depreciable Hospital Assets".	The annual amortization for the capital outlay associated with building, building improvement, fixed and moveable equipment which is based on the estimated useful lives of the assets as determined by the AHA "Estimated useful lives of Depreciable Hospital Assets".
28	INTEREST EXPENSE	Transfers to cover debt service	N/A	Interest expense associated with the series 2004 FHA Insured Hospital Mortgage Revenue Bonds.	SRMC receives subsidy payments related to interest payments under the federal Build America Bond program. Under the program SRMC applies for subsidy funds commensurate with each bond payment, so the application for the subsidy is made semiannually. Also includes interest expense on the Series A & B Bonds.
29	OTHER EXPENSES	Banking fees, cost of goods sold, research costs, royalties, bad debt expense, other operating costs, Banner tax, etc.	Billings & collections expenses and other operating expenses of UNMMG	Programming, application, software and maintenance expenses, non capital equipment (less than \$5k), signs, dues & memberships, freight, postage, subscriptions, licenses/permits, Gap Tax, Intergovernmental Transfers for the SCI and IME, bond issuance costs, capital initiatives and other non-operating expenses.	Programming, application, software and maintenance expenses, non capital equipment (less than \$5k), signs, dues & memberships, freight, postage, subscriptions, licenses/permits, Gap Tax, Intergovernmental Transfers for the SCI and IME, bond issuance costs, capital initiatives and other non-operating expenses.
30	CONTRACT AND GRANT EXPENSES	All Restricted Funds Expense and Unrestricted Contract Expense for example VA contracts	N/A	N/A	N/A
31	CAPITAL EXPENDITURES	Equipment/furniture >\$5,000, Computer hardware, library acquisitions, etc.	N/A	N/A	N/A
32	MEANINGFUL USE REVENUE	N/A	Medicare and Medicaid programs provide incentive payments for hospital and physicians that make meaningful use of certified electronic health record technology.	Medicare and Medicaid programs provide incentive payments for hospital and physicians that make meaningful use of certified electronic health record technology.	N/A
33	RETURN ON INVESTMENT - TRIWEST	NA	NA	Dividend payments from investment in TriWest	NA
34	USE OF UNMMG RESERVES	N/A	To fund and support the mission of the Health Sciences Center.	N/A	N/A
35	RECRUITMENT/STARTUP/SCHOLARSHIPS	Chair and Startup Packages, Dean's Scholars/Professorships, and Recruitment Costs	N/A	N/A	N/A
36	NON-RECURRING TRANSFERS	Transfers from current unrestricted funds to plant funds or any other non-recurring transfers	N/A	N/A	N/A



UNIVERSITY OF NEW MEXICO HEALTH SCIENCES CENTER
Balance Sheet for the Health Sciences Center
2015 Fiscal Year as of September 30, 2014 (Preliminary and Unaudited)
(In thousands)

	University HSC	UNM Hospitals	UNMMG	SRMC
ASSETS				
1 Cash and cash equivalents	14,947	132,309	24,530	5,643
2 Marketable securities	22,418	33,947	-	-
Receivables:				
3 Patient, net	1,367	88,977	28,842	6,092
4 Receivable from Affiliates	56,401	7,520	3,992	1,061
5 Estimated third party payor settlements	-	23,531	-	2,753
6 County Treasurer	-	22,275	-	1,318
7 Contracts, Grants and Other	17,678	8,078	-	682
8 Other	8,250	15,693	657	2,994
Total Current Assets	<u>121,061</u>	<u>332,330</u>	<u>58,021</u>	<u>20,543</u>
Assets whose use is limited:				
9 Held by trustee for debt service & other	-	40,019	-	11,275
10 By UNM Hospital Board of Trustees	-	21,193	-	-
11 Board and Other Designated Assets	127,668	-	21,648	-
12 Endowments	109,827	-	-	-
13 Capital Assets, net of depreciation	268,360	243,216	2,915	128,162
TOTAL ASSETS	<u>626,916</u>	<u>636,758</u>	<u>82,584</u>	<u>159,980</u>
LIABILITIES				
14 Accounts Payable	4,177	50,118	6,309	4,419
15 Other accrued liabilities	37,373	43,975	-	2,830
16 Payable to Affiliates	825	40,359	26,629	1,161
17 Bonds payable - current	922	5,240	-	1,635
18 Interest payable bonds	415	1,922	-	1,539
19 Estimated third party payor settlements	-	21,222	-	-
20 Bonds payable - non current	17,681	151,465	-	131,880
21 Other liabilities - non current	24,855	7,774	-	-
22 Sponsored Project and Other Deferred Revenue	15,785	-	-	-
TOTAL LIABILITIES	<u>102,033</u>	<u>322,075</u>	<u>32,938</u>	<u>143,464</u>
NET POSITION				
23 Restricted - expendable grants, bequests and contributions	111,322	14,707	-	61
24 Restricted - trust indenture and debt agreement	-	26,506	-	10,990
25 Committed and Dedicated agreements	146,680	-	21,648	-
26 Discretionary Reserve	17,124	174,045	25,083	5,465
27 Assets invested in Capital, net of related debt	249,757	99,425	2,915	-
TOTAL NET POSITION	<u>524,883</u>	<u>314,683</u>	<u>49,646</u>	<u>16,516</u>
Current Ratio	2.77	2.06	1.76	2.47
Days Cash on Hand	N/A	59.78	53.32	44.87



UNIVERSITY OF NEW MEXICO HEALTH SCIENCES CENTER
Glossary of Report Categories

	University HSC	UNM Hospitals	UNMMG	SRMC
--	----------------	---------------	-------	------

ASSETS

1	Cash and cash equivalents	Funds on deposit with Financial Institution with UNM	Funds on deposit with Financial Institution	Funds on deposit with Financial Institution	Funds on deposit with Financial Institution, plus the remaining balance of the \$46m
2	Marketable securities	Funds invested in securities in accordance with UNM Investment policy	Funds invested in US Treasury	N/A	N/A
3	Patient, net	Pediatric/Newborn Transport Services, net of estimated contractual allowances and estimated bad debt	Patient Receivable after adjustments for discounts and allowances	Patient Receivable for care provided by UNM SOM facility and other practitioners, net of estimated contractual allowances and estimated bad debt	Patient Receivable for facility costs, net of estimated contractual allowances and estimated bad debt
4	Receivable from Affiliates	Related Party Receivables for goods or services provided to UNM Hospitals, UNMMG and SRMC	Related Party Receivable from University HSC and SRMC	Related Party Receivable for negative arbitrage for SRMC	Related Party Receivable from UNMMG and UNMH
5	Estimated third party payor settlements	N/A	Accounts Receivable for IME/GME /DSH	N/A	
6	County Treasurer	N/A	Bernalillo County Mil Levy Receivable	N/A	Sandoval County Mil Levy Receivable
7	Contracts, Grants and Other	Sponsored project receivables and other services invoiced by UNM such as OMI, Resident Physician contracts, etc.	Accounts Receivable from Contracts/UNM MG/Special Billing/Investments	N/A	Other receivable balances. As of year end, a receivable was recorded for the insurance proceeds associated with the damage in the OR due to the flood
8	Other	Prepaid contractual obligations, such as library subscription services and maintenance contacts	Prepaid Expense and Inventory	Pharmacy Inventory	Prepaid Expense and Inventory
9	Held by trustee for debt service & other	N/A	Debt/Mortgage reserve funds to include collateral and intangible assets	N/A	Funds held in Trustee Accounts, Mortgage reserve funds, bond debt service accounts
10	By UNM Hospital Clinical Operations Board	N/A	Investment in TriWest/Tricare Reference Laboratory	N/A	N/A
11	Board and Other Designated Assets	Funds dedicated to UNM Hospitals Capital Initiatives and unexpended plant funds	14	N/A	Department, SOM Investment in UNMMG and Quality Reserves
					The original bond proceeds were used to purchase GNMA's which collateralize the mortgage with Prudential



UNIVERSITY OF NEW MEXICO HEALTH SCIENCES CENTER
Glossary of Report Categories

	University HSC	UNM Hospitals	UNMMG	SRMC
12 Endowments	Balance of endowed corpus funds generating revenue according to donor intent	N/A	N/A	N/A
13 Capital Assets, net of depreciation	Property, Plant and Equipment	Land, Property, Plant and Equipment	Furniture and Equipment	Land, Property, Plant and Equipment
LIABILITIES				
14 Accounts Payable	Unpaid balances owed to vendors for goods and services; amounts owed to employees for expense reimbursements	Amount owed to creditors	Unpaid balances owed to vendors for goods and services; accrued payroll and other payroll benefits and taxes	Unpaid balances owed to vendors for goods and services
15 Other accrued liabilities	Payroll withholding liabilities and estimated value of compensated absences	Accrued liabilities to include payroll, compensated benefit, and Incurred but not Recognized (IBNR) State Coverage Insurance	N/A	Accrued liabilities to include payroll, compensated benefits and other payroll benefits and taxes
16 Payable to Affiliates	Unpaid balances for services provided by UNM Hospitals, and UNMMG	Unpaid balances for services provided by University HSC	Unpaid balances for services provided by University HSC for purchased services, special arrangements, and indigent distribution	Unpaid balances for services provided by University HSC, UNMMG and UNMH
17 Bonds payable - current	Debt service payment that will be due within the next twelve months	Series 2004 Bonds payable in next year - FHA Insured Hospital Mortgage Revenue Bonds	N/A	Debt service payment that will be due within the next twelve months
18 Interest payable bonds	Interest Payable on outstanding debt	Interest Payable Series 2004 Bonds (FHA Insured Hospital Mortgage Revenue Bonds)	N/A	Interest Payable on Bonds
19 Estimated third party payor settlements	N/A	Medicare/Medicaid Settlements	N/A	N/A
20 Bonds payable - non current	Outstanding balance due in the long-term for bond funding	Series Bonds Payable in the long-term (FHA Insured Hospital Mortgage Revenue Bonds)	N/A	Outstanding balance due in the long-term for FHA Insured Hospital Revenue Bonds
21 Other liabilities - non current	Estimated future cost associated with Other Post Retirement Benefits (OPEB) and self-funded health insurance plan	Estimated future cost associated with Other Post Employment Benefits (OPEB) and bond premiums	N/A	The balance of the mortgage payable
22 Sponsored Project and Other Deferred Revenue	Prepaid contract and grant revenue, tuition, and other prepaid student fees	15 N/A	N/A	N/A



UNIVERSITY OF NEW MEXICO HEALTH SCIENCES CENTER
Glossary of Report Categories

University HSC

UNM Hospitals

UNMMG

SRMC

NET POSITION

23	Restricted - expendable grants, bequests and contributions	Restricted monies used in accordance with donor intent, contracts and bequests	Restricted monies used in accordance with donor intent, contracts and bequests	N/A	Restricted monies used in accordance with donor intent, contracts and bequests
24	Restricted - trust indenture and debt agreement	N/A	Restricted monies for Debt Service, Collateral, and Mortgage Reserve	N/A	Restricted monies for Mortgage reserve, Bond Debt Service
25	Committed and Dedicated agreements	Funds that have been committed for future expenditures. Dedicated funds have a clear focused purposed with for specific use.	N/A	Department, SOM Investment in UNMMG and Quality Fund Balances	N/A
26	Discretionary Reserve	Remaining fund balance after accounting for all restricted, committed and dedicated funds	Chief operating fund for all financial resources except those accounted for in another fund	Other operating reserves	Chief operating fund for all financial resources except those accounted for in another fund
27	Assets invested in Capital, net of related debt	Property, Plant and Equipment after adjustment for related bond debt	Property, Plant and Equipment after adjustment for related bond debt	Furniture and Equipment after adjustment for related bond debt	Property, Plant and Equipment after adjustment for related bond debt