

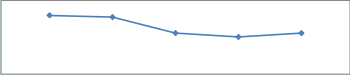



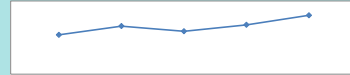

**Health Sciences Center
Metrics (Preliminary and Unaudited)**

Benchmark	Expected	FY 2011 2nd Quarter	FY 2012 2nd Quarter	FY 2013 2nd Quarter	FY 2014 2nd Quarter	FY 2015 2nd Quarter	Fiscal Year Trend	FY 2015 January 31st YTD	
Approximate Cash Flow/(Use) from Operations * <i>(Amounts are in thousands)</i>	HSC	↑	\$3,718	\$3,767	\$4,557	\$5,039		\$13,968	
	UNMMG	↑	\$5,325	\$730	(\$525)	\$1,972	\$3,593		\$5,233
	UNMH	↑	\$17,731	\$17,513	\$7,586	\$12,418	\$17,207		\$21,492
	SRMC	↑	NA	NA	\$1,142	(\$663)	\$4,834		\$5,650
* Approximate Cash Flow/(Use) from Operations = Operating Net Margin plus Depreciation Expense									
Operating Net Margin <i>(Amounts are in thousands)</i>	HSC	↑	\$3,718	\$3,767	\$4,557	\$5,039	\$6,268		\$13,968
	UNMMG	↑	\$5,078	\$448	(\$793)	\$1,769	\$3,399		\$5,002
	UNMH	↑	\$317	\$650	(\$8,476)	(\$3,335)	(\$63)		\$1,645
	SRMC	↑	NA	NA	(\$2,226)	(\$5,112)	\$90		\$91

**Health Sciences Center
Metrics (Preliminary and Unaudited)**





Benchmark	Expected	FY 2011 2nd Quarter	FY 2012 2nd Quarter	FY 2013 2nd Quarter	FY 2014 2nd Quarter	FY 2015 2nd Quarter	Fiscal Year Trend	FY 2015 January 31st YTD	
Net Income/(Use of Reserves) <i>(Amounts are in thousands)</i>	HSC	↑	(\$1,097)	(\$1,371)	(\$1,180)	\$710		\$4,254	
	UNMMG	↑	\$5,078	(\$226)	\$864	(\$4,143)		(\$2)	
	UNMH	↑	\$317	\$647	(\$3,481)	\$1,373		\$8,662	
	SRMC	↑	NA	NA	(\$2,226)	(\$5,112)		\$91	
Uncompensated Care <i>(Amounts are in thousands)</i>	UNMMG	↓	\$18,991	\$18,280	\$23,423	\$21,261		\$10,405	
	UNMH	↓	\$81,828	\$82,647	\$94,331	\$102,164		\$63,728	
	SRMC	↓	NA	NA	NA	\$5,577		\$2,924	
Uncompensated Care as a Percentage of Total Patient Care	UNM HEALTH SYSTEM	↓	FY 2011 22%	FY 2012 24%	FY 2013 23%	FY 2014 21%	FY 2015 2nd Quarter YTD 12%		11%

**Health Sciences Center
Metrics (Preliminary and Unaudited)**

Benchmark	Expected	FY 2011 2nd Quarter	FY 2012 2nd Quarter	FY 2013 2nd Quarter	FY 2014 2nd Quarter	FY 2015 2nd Quarter	Fiscal Year Trend	FY 2015 January 31st
Days Cash on Hand								
Days of Expense in Discretionary Reserves Year End Benchmark - 10 Days	HSC	↑	13.96	13.28	7.39	5.93	7.37	11.67
								
ACMPE 30 Days *	UNMMG	↑	45.50	16.20	35.90	45.30	53.35	49.90
								
UHC 75 Days **	UNMH	↑	63.43	50.96	46.41	46.86	58.43	60.65
								
UHC 75 Days **	SRMC	↑	NA	NA	N/A	16.25	61.72	67.36
* American College of Medical Practice Executives								
** University HealthSystem Consortium								
Accounts Receivable Greater Than Ninety Days								
(Amounts are in thousands)	HSC	↓	\$1,931 13%	\$2,367 25%	\$764 6%	\$894 7%	\$205 8%	\$796 30%
								
	UNMMG	↓	\$3,368 14%	\$5,826 20%	\$4,466 16%	\$5,728 21%	\$11,072 28%	\$12,049 28%
								
	UNMH***	↓	\$63,020 28%	\$52,470 28%	\$48,061 24%	\$64,069 28%	\$84,240 31%	\$84,713 31%
								
	SRMC****	↓	NA	NA	NA	\$1,251 27%	\$606 9%	\$588 7%
*** UNMH Account Receivable Greater Than Ninety Days excludes liens								
**** SRMC Account Receivable Greater Than Ninety Days reflects Net Accounts Receivable - all other receivables are shown at Gross								

**Health Sciences Center
Metrics (Preliminary and Unaudited)**

(Amounts are in thousands)

	Expected	FY 2011 2nd Quarter	FY 2012 2nd Quarter	FY 2013 2nd Quarter	FY 2014 2nd Quarter	FY 2015 2nd Quarter	Fiscal Year Trend	FY 2015 January 31st YTD
Proposals Submitted	↑	\$98,221	\$88,644	\$101,386	\$108,641	\$97,421		\$120,536
Awards	↑	\$85,599	\$69,091	\$71,338	\$68,286	\$80,489		\$90,100
Earned F&A	↑	\$11,414	\$11,109	\$10,142	\$10,664	\$11,175		\$13,297
Contract & Grant Expense <i>(Includes Cost Share, Program Income and F&A Expense)</i>	↑	\$59,426	\$58,895	\$60,411	\$56,805	\$61,189		\$72,528



UNIVERSITY OF NEW MEXICO HEALTH SCIENCES CENTER - University HSC Only*
2015 Fiscal Year-to-Date Summary through January 31, 2015 (Preliminary and Unaudited)
(In thousands)

* UNIVERSITY HSC ONLY INCLUDES: SOM, CON, COP, HSLIC, ADMIN, RESEARCH

	University HSC FY 2015 Re-Forecasted Budget 12/31/2014	University HSC FY 2015 YTD 1/31/2015 Actual	University HSC FY 2014 Year End Actual	University HSC FY 2015 YTD Actual to FY 2015 Re-Forecasted Budget Benchmark Rate (58%)	University HSC FY 2015 YTD Actual to FY 2014 Year End Actual Benchmark Rate (58%)
1 UNM MEDICAL GROUP REVENUES	123,262	72,093	106,656	58%	68%
2 UNM HOSPITALS REVENUES	141,500	83,600	136,977	59%	61%
3 SRMC REVENUES	20,380	10,909	16,024	54%	68%
4 TUITION AND FEES	14,921	14,719	14,806	99%	99%
5 CIGARETTE TAX APPROPRIATIONS	3,949	2,380	3,932	60%	61%
6 RPSP APPROPRIATIONS	19,690	11,486	17,902	58%	64%
7 I&G APPROPRIATIONS	64,907	37,862	61,566	58%	61%
8 I&G MAIN CAMPUS TRANSFERS	19,900	11,736	18,518	59%	63%
9 F&A REVENUES (OH RETURN)	21,500	13,297	22,595	62%	59%
10 HSC/UNM INTERNAL TRANSFERS	(5,037)	(5,256)	(6,229)	104%	84%
11 MILL LEVY	0	0	0	N/A	N/A
12 OTHER REVENUES	12,706	9,630	13,759	76%	70%
13 CONTRACT AND GRANT REVENUES	136,083	77,562	132,502	57%	59%
TOTAL REVENUES	573,761	340,018	539,008	59%	63%
14 TOTAL COMPENSATION EXPENSES	366,827	208,939	337,729	57%	62%
15 SUPPLIES/MEDICAL SUPPLIES	12,828	7,383	11,916	58%	62%
16 UNIVERSITY CLINICIANS PROGRAM	0	0	0	N/A	N/A
17 HOUSESTAFF	0	0	0	N/A	N/A
18 TRAVEL	5,808	2,816	4,700	48%	60%
19 STUDENT COSTS	3,420	1,992	2,422	58%	82%
20 PATIENT CARE COSTS	2,030	1,178	1,431	58%	82%
21 TELEPHONE/COMMUNICATION COSTS	2,109	1,330	2,257	63%	59%
22 PURCHASED SERVICES	25,321	18,553	26,891	73%	69%
23 OTHER MEDICAL SERVICES	0	0	0	N/A	N/A
24 SUB AWARDS/SERVICE CONTRACTS	572	493	1,134	86%	43%
25 O&M & LEASES	8,455	4,588	7,461	54%	61%
26 UTILITIES	4,831	2,984	4,801	62%	62%
27 DEPRECIATION	0	0	0	N/A	N/A
28 INTEREST EXPENSE	2,166	1,264	2,169	58%	58%
29 OTHER EXPENSES	5,364	2,004	2,958	37%	68%
30 CONTRACT AND GRANT EXPENSES	127,582	72,528	124,136	57%	58%
TOTAL EXPENSES	567,312	326,051	530,005	57%	62%
OPERATING NET MARGIN	6,449	13,968	9,003		
NON-RECURRING ITEMS					
31 CAPITAL EXPENDITURES	1,142	699	2,030	61%	34%
32 MEANINGFUL USE REVENUE	0	0	0	N/A	N/A
33 RETURN ON INVESTMENT - TRIWEST	0	0	0	N/A	N/A
34 USE OF UNMMG RESERVES	0	0	0	N/A	N/A
35 RECRUITMENT/STARTUP/SCHOLARSHIPS	6,180	3,522	6,225	57%	57%
36 NON-RECURRING TRANSFERS	4,211	5,493	4,440	130%	124%
TOTAL NON-RECURRING ITEMS	11,533	9,714	12,695	84%	77%
NET INCOME/(USE OF RESERVES)	(5,084)	4,254	(3,692)		



UNIVERSITY OF NEW MEXICO HEALTH SCIENCES CENTER - UNM Hospitals Only
2015 Fiscal Year-to-Date Summary through January 31, 2015 (Preliminary and Unaudited)
(In thousands)

Clinical Operations

	UNM Hospitals FY 2015 Re-Forecasted Budget 12/31/2014	UNM Hospitals FY 2015 YTD 1/31/2015 Actual	UNM Hospitals FY 2014 Year End Actual	UNM Hospitals FY 2015 YTD Actual to FY 2015 Re-Forecasted Budget Benchmark Rate (58%)	UNM Hospitals FY 2015 YTD Actual to FY 2014 Year End Actual Benchmark Rate (58%)
1 UNM MEDICAL GROUP REVENUES	0	0	0	N/A	N/A
2 UNM HOSPITALS REVENUES	768,692	461,822	709,437	60%	65%
3 SRMC REVENUES	0	0	0	N/A	N/A
4 TUITION AND FEES	0	0	0	N/A	N/A
5 CIGARETTE TAX APPROPRIATIONS	0	0	0	N/A	N/A
6 RPSP APPROPRIATIONS	13,117	7,652	12,520	58%	61%
7 I&G APPROPRIATIONS	0	0	0	N/A	N/A
8 I&G MAIN CAMPUS TRANSFERS	0	0	0	N/A	N/A
9 F&A REVENUES (OH RETURN)	0	0	0	N/A	N/A
10 HSC/UNM INTERNAL TRANSFERS	0	0	0	N/A	N/A
11 MILL LEVY	92,780	54,122	92,020	58%	59%
12 OTHER REVENUES	27,718	16,949	8,768	61%	193%
13 CONTRACT AND GRANT REVENUES	2,567	1,886	17,863	73%	11%
TOTAL REVENUES	904,874	542,430	840,608	60%	65%
14 TOTAL COMPENSATION EXPENSES	439,445	261,920	408,780	60%	64%
15 SUPPLIES/MEDICAL SUPPLIES	148,668	86,996	141,923	59%	61%
16 UNIVERSITY CLINICIANS PROGRAM	62,105	42,059	59,387	68%	71%
17 HOUSESTAFF	28,084	16,714	25,933	60%	64%
18 TRAVEL	643	380	691	59%	55%
19 STUDENT COSTS	0	0	0	N/A	N/A
20 PATIENT CARE COSTS	35,420	21,055	46,357	59%	45%
21 TELEPHONE/COMMUNICATION COSTS	3,672	2,163	3,598	59%	60%
22 PURCHASED SERVICES	44,650	28,197	33,106	63%	85%
23 OTHER MEDICAL SERVICES	39,957	20,622	27,692	52%	74%
24 SUB AWARDS/SERVICE CONTRACTS	9,507	5,645	9,322	59%	61%
25 O&M & LEASES	16,479	10,246	16,498	62%	62%
26 UTILITIES	6,574	3,848	6,316	59%	61%
27 DEPRECIATION	34,259	19,847	31,831	58%	62%
28 INTEREST EXPENSE	7,404	4,310	7,567	58%	57%
29 OTHER EXPENSES	39,965	16,784	52,478	42%	32%
30 CONTRACT AND GRANT EXPENSES	0	0	0	N/A	N/A
TOTAL EXPENSES	916,834	540,785	871,479	59%	62%
OPERATING NET MARGIN	(11,960)	1,645	(30,871)		
NON-RECURRING ITEMS					
31 CAPITAL EXPENDITURES	0	0	0	N/A	N/A
32 MEANINGFUL USE REVENUE	0	0	0	N/A	N/A
33 RETURN ON INVESTMENT - TRIWEST	(12,030)	(7,017)	(39,873)	58%	18%
34 USE OF UNMMG RESERVES	0	0	0	N/A	N/A
35 RECRUITMENT/STARTUP/SCHOLARSHIPS	0	0	0	N/A	N/A
36 NON-RECURRING TRANSFERS	0	0	0	N/A	N/A
TOTAL NON-RECURRING ITEMS	(12,030)	(7,017)	(39,873)	58%	18%
NET INCOME/(USE OF RESERVES)	69	8,662	9,002		



UNIVERSITY OF NEW MEXICO HEALTH SCIENCES CENTER - UNMMG Only
2015 Fiscal Year-to-Date Summary through January 31, 2015 (Preliminary and Unaudited)
(In thousands)

Clinical Operations

	UNMMG FY 2015 Re-Forecasted Budget 12/31/2014	UNMMG FY 2015 YTD 1/31/2015 Actual	UNMMG FY 2014 Year End Actual	UNMMG FY 2015 YTD Actual to FY 2015 Re-Forecasted Budget Benchmark Rate (58%)	UNMMG FY 2015 YTD Actual to FY 2014 Year End Actual Benchmark Rate (58%)
1 UNM MEDICAL GROUP REVENUES	181,262	107,215	162,835	59%	66%
2 UNM HOSPITALS REVENUES	0	0	0	N/A	N/A
3 SRMC REVENUES	0	0	0	N/A	N/A
4 TUITION AND FEES	0	0	0	N/A	N/A
5 CIGARETTE TAX APPROPRIATIONS	0	0	0	N/A	N/A
6 RPSA APPROPRIATIONS	815	474	815	58%	58%
7 I&G APPROPRIATIONS	0	0	0	N/A	N/A
8 I&G MAIN CAMPUS TRANSFERS	0	0	0	N/A	N/A
9 F&A REVENUES (OH RETURN)	0	0	0	N/A	N/A
10 HSC/UNM INTERNAL TRANSFERS	0	0	0	N/A	N/A
11 MILL LEVY	0	0	0	N/A	N/A
12 OTHER REVENUES	11,927	7,351	3,546	62%	207%
13 CONTRACT AND GRANT REVENUES	0	0	0	N/A	N/A
TOTAL REVENUES	194,004	115,040	167,196	59%	69%
14 TOTAL COMPENSATION EXPENSES	18,768	10,227	15,533	54%	66%
15 SUPPLIES/MEDICAL SUPPLIES	0	0	0	N/A	N/A
16 UNIVERSITY CLINICIANS PROGRAM	0	0	0	N/A	N/A
17 HOUSESTAFF	0	0	0	N/A	N/A
18 TRAVEL	0	0	0	N/A	N/A
19 STUDENT COSTS	0	0	0	N/A	N/A
20 PATIENT CARE COSTS	25,427	14,299	19,065	56%	75%
21 TELEPHONE/COMMUNICATION COSTS	0	0	0	N/A	N/A
22 PURCHASED SERVICES	139,920	81,463	115,568	58%	70%
23 OTHER MEDICAL SERVICES	0	0	0	N/A	N/A
24 SUB AWARDS/SERVICE CONTRACTS	0	0	0	N/A	N/A
25 O&M & LEASES	484	271	429	56%	63%
26 UTILITIES	0	0	0	N/A	N/A
27 DEPRECIATION	404	231	393	57%	59%
28 INTEREST EXPENSE	0	0	0	N/A	N/A
29 OTHER EXPENSES	5,601	3,548	5,614	63%	63%
30 CONTRACT AND GRANT EXPENSES	0	0	0	N/A	N/A
TOTAL EXPENSES	190,604	110,038	156,602	58%	70%
OPERATING NET MARGIN	3,400	5,002	10,594		
NON-RECURRING ITEMS					
31 CAPITAL EXPENDITURES	0	0	0	N/A	N/A
32 MEANINGFUL USE REVENUE	0	0	(120)	N/A	0%
33 RETURN ON INVESTMENT - TRIWEST	0	0	0	N/A	N/A
34 USE OF UNMMG RESERVES	6,500	5,004	11,455	77%	44%
35 RECRUITMENT/STARTUP/SCHOLARSHIPS	0	0	0	N/A	N/A
36 NON-RECURRING TRANSFERS	0	0	0	N/A	N/A
TOTAL NON-RECURRING ITEMS	6,500	5,004	11,335	77%	44%
NET INCOME/(USE OF RESERVES)	(3,100)	(2)	(741)		



UNIVERSITY OF NEW MEXICO HEALTH SCIENCES CENTER - SRMC Only
2015 Fiscal Year-to-Date Summary through January 31, 2015 (Preliminary and Unaudited)
(In thousands)

Clinical Operations

	SRMC FY 2015 Re-Forecasted Budget 12/31/2014	SRMC FY 2015 YTD 1/31/2015 Actual	SRMC FY 2014 Year End Actual	SRMC FY 2015 YTD Actual to FY 2015 Re-Forecasted Budget Benchmark Rate (58%)	SRMC FY 2015 YTD Actual to FY 2014 Year End Actual Benchmark Rate (58%)
1 UNM MEDICAL GROUP REVENUES	0	0	0	N/A	N/A
2 UNM HOSPITALS REVENUES	0	0	0	N/A	N/A
3 SRMC REVENUES	71,732	40,278	53,651	56%	75%
4 TUITION AND FEES	0	0	0	N/A	N/A
5 CIGARETTE TAX APPROPRIATIONS	0	0	0	N/A	N/A
6 RPSP APPROPRIATIONS	0	0	0	N/A	N/A
7 I&G APPROPRIATIONS	0	0	0	N/A	N/A
8 I&G MAIN CAMPUS TRANSFERS	0	0	0	N/A	N/A
9 F&A REVENUES (OH RETURN)	0	0	0	N/A	N/A
10 HSC/UNM INTERNAL TRANSFERS	0	0	0	N/A	N/A
11 MILL LEVY	5,592	3,262	7,983	58%	41%
12 OTHER REVENUES	453	274	441	61%	62%
13 CONTRACT AND GRANT REVENUES	59	59	0	100%	N/A
TOTAL REVENUES	77,836	43,873	62,075	56%	71%
14 TOTAL COMPENSATION EXPENSES	33,677	19,236	25,732	57%	75%
15 SUPPLIES/MEDICAL SUPPLIES	16,110	8,587	12,044	53%	71%
16 UNIVERSITY CLINICIANS PROGRAM	0	0	0	N/A	N/A
17 HOUSESTAFF	239	146	117	61%	125%
18 TRAVEL	10	7	20	74%	36%
19 STUDENT COSTS	0	0	0	N/A	N/A
20 PATIENT CARE COSTS	4,555	2,303	4,346	51%	53%
21 TELEPHONE/COMMUNICATION COSTS	81	50	85	63%	59%
22 PURCHASED SERVICES	3,247	1,679	3,902	52%	43%
23 OTHER MEDICAL SERVICES	426	443	369	104%	120%
24 SUB AWARDS/SERVICE CONTRACTS	1,653	933	1,377	56%	68%
25 O&M & LEASES	1,044	511	621	49%	82%
26 UTILITIES	826	485	785	59%	62%
27 DEPRECIATION	9,411	5,559	9,112	59%	61%
28 INTEREST EXPENSE	4,022	2,351	4,090	58%	57%
29 OTHER EXPENSES	2,536	1,491	2,040	59%	73%
30 CONTRACT AND GRANT EXPENSES	0	0	0	N/A	N/A
TOTAL EXPENSES	77,835	43,782	64,640	56%	68%
OPERATING NET MARGIN	1	91	(2,565)		
NON-RECURRING ITEMS					
31 CAPITAL EXPENDITURES	0	0	0	N/A	N/A
32 MEANINGFUL USE REVENUE	0	0	0	N/A	N/A
33 RETURN ON INVESTMENT - TRIWEST	0	0	0	N/A	N/A
34 USE OF UNMMG RESERVES	0	0	0	N/A	N/A
35 RECRUITMENT/STARTUP/SCHOLARSHIPS	0	0	0	N/A	N/A
36 NON-RECURRING TRANSFERS	0	0	0	N/A	N/A
TOTAL NON-RECURRING ITEMS	0	0	0	N/A	N/A
NET INCOME/(USE OF RESERVES)	1	91	(2,565)		



UNIVERSITY OF NEW MEXICO HEALTH SCIENCES CENTER - Consolidated HSC
2015 Fiscal Year-to-Date Summary through January 31, 2015 (Preliminary and Unaudited)
(In thousands)

Clinical and Academic Operations

	Consolidated HSC FY 2015 Re-Forecasted Budget 12/31/2014	Consolidated HSC FY 2015 YTD 1/31/2015 Actual	Consolidated HSC FY 2014 Year End Actual	Consolidated HSC FY 2015 YTD Actual to FY 2015 Re-Forecasted Budget Benchmark Rate (58%)	Consolidated HSC FY 2015 YTD Actual to FY 2014 Year End Actual Benchmark Rate (58%)
1 UNM MEDICAL GROUP REVENUES	304,524	179,308	269,491	59%	67%
2 UNM HOSPITALS REVENUES	910,192	545,422	846,414	60%	64%
3 SRMC REVENUES	92,113	51,187	69,675	56%	73%
4 TUITION AND FEES	14,921	14,719	14,806	99%	99%
5 CIGARETTE TAX APPROPRIATIONS	3,949	2,380	3,932	60%	61%
6 RPSP APPROPRIATIONS	33,622	19,611	31,237	58%	63%
7 I&G APPROPRIATIONS	64,907	37,862	61,566	58%	61%
8 I&G MAIN CAMPUS TRANSFERS	19,900	11,736	18,518	59%	63%
9 F&A REVENUES (OH RETURN)	21,500	13,297	22,595	62%	59%
10 HSC/UNM INTERNAL TRANSFERS	(5,037)	(5,256)	(6,229)	104%	84%
11 MILL LEVY	98,372	57,384	100,003	58%	57%
12 OTHER REVENUES	52,804	34,205	26,514	65%	129%
13 CONTRACT AND GRANT REVENUES	138,709	79,507	150,365	57%	53%
TOTAL REVENUES	1,750,475	1,041,362	1,608,887	59%	65%
14 TOTAL COMPENSATION EXPENSES	858,717	500,322	787,774	58%	64%
15 SUPPLIES/MEDICAL SUPPLIES	177,607	102,966	165,883	58%	62%
16 UNIVERSITY CLINICIANS PROGRAM	62,105	42,059	59,387	68%	71%
17 HOUSESTAFF	28,322	16,860	26,050	60%	65%
18 TRAVEL	6,461	3,203	5,411	50%	59%
19 STUDENT COSTS	3,420	1,992	2,422	58%	82%
20 PATIENT CARE COSTS	67,431	38,836	71,199	58%	55%
21 TELEPHONE/COMMUNICATION COSTS	5,861	3,543	5,940	60%	60%
22 PURCHASED SERVICES	213,138	129,892	179,467	61%	72%
23 OTHER MEDICAL SERVICES	40,384	21,065	28,061	52%	75%
24 SUB AWARDS/SERVICE CONTRACTS	11,732	7,071	11,833	60%	60%
25 O&M & LEASES	26,462	15,615	25,009	59%	62%
26 UTILITIES	12,231	7,317	11,902	60%	61%
27 DEPRECIATION	44,074	25,638	41,336	58%	62%
28 INTEREST EXPENSE	13,592	7,924	13,826	58%	57%
29 OTHER EXPENSES	53,466	23,826	63,090	45%	38%
30 CONTRACT AND GRANT EXPENSES	127,582	72,528	124,136	57%	58%
TOTAL EXPENSES	1,752,585	1,020,656	1,622,726	58%	63%
OPERATING NET MARGIN	(2,110)	20,706	(13,839)		
NON-RECURRING ITEMS					
31 CAPITAL EXPENDITURES	1,142	699	2,030	61%	34%
32 MEANINGFUL USE REVENUE	0	0	(120)	N/A	0%
33 RETURN ON INVESTMENT - TRIWEST	(12,030)	(7,017)	(39,873)	58%	18%
34 USE OF UNMMG RESERVES	6,500	5,004	11,455	77%	44%
35 RECRUITMENT/STARTUP/SCHOLARSHIPS	6,180	3,522	6,225	57%	57%
36 NON-RECURRING TRANSFERS	4,211	5,493	4,440	130%	124%
TOTAL NON-RECURRING ITEMS	6,003	7,700	(15,843)	128%	-49%
NET INCOME/(USE OF RESERVES)	(8,114)	13,006	2,004		

GLOSSARY OF REPORT CATEGORIES

FINANCIAL STATEMENT CATEGORY		UNM	UNMMG	UNM Hospitals	SRMC
1	UNM MEDICAL GROUP REVENUES	Clinical revenue primarily based on Physician or Provider efforts and collection through UNMMG	Net patient services revenue including SCI & UPL from UNMMG Clinical operations	N/A	N/A
2	UNM HOSPITALS REVENUES	Revenue from University Hospital to the School of Medicine	N/A	Hospital facility revenue based on patient billings by UNMH	N/A
3	SRMC REVENUES	Revenue from SRMC to the School of Medicine	N/A	N/A	Hospital facility revenue based on patient billings by SRMC
4	TUITION AND FEES	Tuition & Fees, including tuition differentials	N/A	N/A	N/A
5	CIGARETTE TAX APPROPRIATIONS	Revenues received from the State as a calculated portion of Tax Revenue on the sale of tobacco products for use in Cancer Research	N/A	N/A	N/A
6	RPSP APPROPRIATIONS	Revenue received for current operations made available to UNM by act of NM State Legislature on an annual basis for Research, Public Service and Independent Operations	N/A	Revenue received for current operations made available to UNMH by act of NM State Legislature on an annual basis for Research, Public Service and Independent Operations	N/A
7	I&G APPROPRIATIONS	Revenue received for current operations made available to UNM by act of NM State Legislature on an annual basis for I&G operations	N/A	N/A	N/A
8	I&G MAIN CAMPUS TRANSFERS	Partial transfer of tuition and formula workload generated by Nursing, Pharmacy and SOM	N/A	N/A	N/A
9	F & A REVENUES (OH RETURN)	Revenue from recovery of indirect costs (F&A) incurred by a Contract or Grant also known as overhead return	N/A	N/A	N/A
10	HSC/UNM INTERNAL TRANSFERS	All transfers to/from HSC Unrestricted Funds excluding the I&G Main Campus Transfer and Transfers for Debt Service	N/A	N/A	N/A
11	MILL LEVY	N/A	N/A	Mil levy taxes collected on behalf of the Bernalillo County Treasurer and remitted to UNMH as required by the Hospital Funding Act.	Mil levy taxes collected on behalf of the Sandoval County Treasurer and remitted to SRMC as required by the Hospital Funding Act.
12	OTHER REVENUES	All other Revenues - not contained in any other category - Sales & Services (not Internal Service Center P18 sales), Gains on Sponsored Projects, Gifts, Endowment Spending Distributions, Investment Income, etc.	Other operating revenues	All other revenues not contained in any other category: Investment income, equity loss in Tricare, donated revenue, gain/loss on sale of assets, food, nutrition, catering & vending revenue, medical records revenue, rent revenue, all other non-operating revenue	All other revenues not contained in any other category: Investment income, donated revenue, gain/loss on sale of assets, food, nutrition, catering & vending revenue, medical records revenue, rent revenue, all other non-operating revenue
13	CONTRACT AND GRANT REVENUES	All Restricted Funds Revenue and Unrestricted Contract Revenue for example VA contracts	N/A	Revenue associated with restricted and unrestricted contracts and grants	N/A
14	TOTAL COMPENSATION EXPENSES	Salary, wages & benefits	Salaries and benefits considered to be operating and certain clinical expenses of UNMMG	Salary, wages & benefits	Salary, wages & benefits

GLOSSARY OF REPORT CATEGORIES

FINANCIAL STATEMENT CATEGORY		UNM	UNMMG	UNM Hospitals	SRMC
15	SUPPLIES/MEDICAL SUPPLIES	Office supplies, computer supplies, dues & memberships, postage charges, recruitment expenses, non capital equipment, computers, food, lab supplies, uniforms, training materials, etc.	N/A	Medical supplies for: lab, radiology, blood, pharmaceuticals, biologics, implantable devices, office supplies, computer supplies, photocopy expense, forms, linen, food, uniforms, and training materials.	Medical supplies for: lab, radiology, blood, pharmaceuticals, biologics, implantable devices, office supplies, computer supplies, photocopy expense, forms, linen, food, uniforms, and training materials.
16	UNIVERSITY CLINICIANS PROGRAM	N/A	N/A	Special clinician program to support SOM	Special clinician program to support SOM
17	HOUSESTAFF	N/A	N/A	Reimbursement of patient care services provided by residents who are employed by SOM.	Reimbursement of patient care services provided by SOM through UNMMG.
18	TRAVEL	Travel - in state, out of state, foreign, business meals, rental vehicles, new employee moving expenses, vehicle fuel etc.	N/A	Travel - in state, out of state, business meals, rental vehicles, flights, ground transportation, vehicle fuel etc.	Travel - in state, out of state, business meals, rental vehicles, flights, ground transportation, vehicle fuel etc.
19	STUDENT COSTS	Student tuition/fee expense, student travel, scholarships/fellowships, housing, insurance for students, student awards, etc.	N/A	N/A	N/A
20	PATIENT CARE COSTS	Patient Care costs for inpatient, outpatient care & lab, pharmacy and x-ray services for patients	Patient Care costs for inpatient, outpatient care & lab, pharmacy and x-ray services for patients	Patient Care costs for inpatient, outpatient care including Tricore laboratory expense, OR instruments, NM Insurance pool premiums, kidney acquisition, step down care (snf) for IV dependent patients, radiation oncology and patient assistance	Patient Care costs for inpatient, outpatient care including Tricore laboratory expense, OR instruments, NM Insurance pool premiums, kidney acquisition, step down care (snf) for IV dependent patients, radiation oncology and patient assistance
21	TELEPHONE/COMMUNICATION COSTS	Telephone, voicemail, cellular, long distance, paging and data networking charges	N/A	Telephone, voicemail, cellular, long distance, paging and data networking charges	Telephone, voicemail, cellular, long distance, paging and data networking charges
22	PURCHASED SERVICES	Alarm fees, internet fees, architectural services, auditing services, printing/copying/binding fees, conference/event fees, honoraria, insurance charges (general liability, professional liability), legal services, electronic journals & books, consultant fees, etc.	Includes payment to UNM SOM for physician and other provider services	Recruitment, professional, legal, auditing, consulting fees, promotional/graphics, IT Hosting Center, Siemens and PACS, safety and risk services, equifax, laundry, malpractice and liability insurance, etc.	Recruitment, professional, legal, auditing, consulting fees, promotional/graphics, IT Hosting Center, Siemens and PACS, safety and risk services, equifax, laundry, malpractice and liability insurance, etc.
23	OTHER MEDICAL SERVICES	N/A	N/A	Pathology contract, physician services, Executive Medical Directors, Medical Directors, dialysis services for UNM Care patients, OMI MOU, Adult Infusion net	Physician services
24	SUB AWARDS/SERVICE CONTRACTS	Unrestricted Sub Awards, Gain/Loss on Unrestricted Projects	N/A	All service contracts	All service contracts
25	O&M & LEASES	Plant maintenance and repairs, equipment repairs and maintenance, property insurance, auto insurance, facility rent expense	Building maintenance and repairs, equipment repairs and maintenance, repair parts, equipment rent, property insurance, auto insurance, facility rent expense, and housekeeping supplies	Building maintenance and repairs, equipment repairs and maintenance, repair parts, equipment rent, property insurance, auto insurance, facility rent expense, and housekeeping supplies	Building maintenance and repairs, equipment repairs and maintenance, repair parts, equipment rent, property insurance, auto insurance, facility rent expense, and housekeeping supplies
26	UTILITIES	Natural gas, electricity, steam, sewer, water, chilled water	N/A	Natural gas, electricity, steam, sewer, water, chilled water	Natural gas, electricity, steam, sewer, water, chilled water

GLOSSARY OF REPORT CATEGORIES

FINANCIAL STATEMENT CATEGORY		UNM	UNMMG	UNM Hospitals	SRMC
27	DEPRECIATION	N/A	The annual amortization for the furniture and equipment.	The annual amortization for the capital outlay associated with building, building improvement, fixed and moveable equipment which is based on the estimated useful lives of the assets as determined by the AHA "Estimated useful lives of Depreciable Hospital Assets".	The annual amortization for the capital outlay associated with building, building improvement, fixed and moveable equipment which is based on the estimated useful lives of the assets as determined by the AHA "Estimated useful lives of Depreciable Hospital Assets".
28	INTEREST EXPENSE	Transfers to cover debt service	N/A	Interest expense associated with the series 2004 FHA Insured Hospital Mortgage Revenue Bonds.	SRMC receives subsidy payments related to interest payments under the federal Build America Bond program. Under the program SRMC applies for subsidy funds commensurate with each bond payment, so the application for the subsidy is made semiannually. Also includes interest expense on the Series A & B Bonds.
29	OTHER EXPENSES	Banking fees, cost of goods sold, research costs, royalties, bad debt expense, other operating costs, Banner tax, etc.	Billings & collections expenses and other operating expenses of UNMMG	Programming, application, software and maintenance expenses, non capital equipment (less than \$5k), signs, dues & memberships, freight, postage, subscriptions, licenses/permits, Gap Tax, Intergovernmental Transfers for the SCI and IME, bond issuance costs, capital initiatives and other non-operating expenses.	Programming, application, software and maintenance expenses, non capital equipment (less than \$5k), signs, dues & memberships, freight, postage, subscriptions, licenses/permits, Gap Tax, Intergovernmental Transfers for the SCI and IME, bond issuance costs, capital initiatives and other non-operating expenses.
30	CONTRACT AND GRANT EXPENSES	All Restricted Funds Expense and Unrestricted Contract Expense for example VA contracts	N/A	N/A	N/A
31	CAPITAL EXPENDITURES	Equipment/furniture >\$5,000, Computer hardware, library acquisitions, etc.	N/A	N/A	N/A
32	MEANINGFUL USE REVENUE	N/A	Medicare and Medicaid programs provide incentive payments for hospital and physicians that make meaningful use of certified electronic health record technology.	Medicare and Medicaid programs provide incentive payments for hospital and physicians that make meaningful use of certified electronic health record technology.	N/A
33	RETURN ON INVESTMENT - TRIWEST	NA	NA	Dividend payments from investment in TriWest	NA
34	USE OF UNMMG RESERVES	N/A	To fund and support the mission of the Health Sciences Center.	N/A	N/A
35	RECRUITMENT/STARTUP/SCHOLARSHIPS	Chair and Startup Packages, Dean's Scholars/Professorships, and Recruitment Costs	N/A	N/A	N/A
36	NON-RECURRING TRANSFERS	Transfers from current unrestricted funds to plant funds or any other non-recurring transfers	N/A	N/A	N/A



UNIVERSITY OF NEW MEXICO HEALTH SCIENCES CENTER
Balance Sheet for the Health Sciences Center
2015 Fiscal Year as of January 31, 2015 (Preliminary and Unaudited)
(In thousands)

	University HSC	UNM Hospitals	UNMMG	SRMC
ASSETS				
1 Cash and cash equivalents	25,306	145,550	22,219	11,040
2 Marketable securities	37,959	34,378	-	-
Receivables:		-		
3 Patient, net	1,142	86,476	28,180	7,958
4 Receivable from Affiliates	47,211	3,399	5,397	670
5 Estimated third party payor settlements	-	37,946	-	2,542
6 County Treasurer	-	633	-	-
7 Contracts, Grants and Other	10,036	12,462	-	156
8 Other	4,621	16,247	639	3,430
Total Current Assets	<u>126,275</u>	<u>337,091</u>	<u>56,435</u>	<u>25,796</u>
Assets whose use is limited:				
9 Held by trustee for debt service & other	-	37,974	-	7,352
10 By UNM Hospital Board of Trustees	-	21,428	-	-
11 Board and Other Designated Assets	125,630	-	20,504	-
12 Endowments	107,943	-	-	-
13 Capital Assets, net of depreciation	263,379	235,541	2,823	125,408
TOTAL ASSETS	<u>623,227</u>	<u>632,034</u>	<u>79,762</u>	<u>158,556</u>
LIABILITIES				
14 Accounts Payable	6,319	49,126	8,758	5,024
15 Other accrued liabilities	43,472	46,498	-	2,609
16 Payable to Affiliates	1,410	28,516	24,752	1,999
17 Bonds payable - current	942	5,630	-	1,670
18 Interest payable bonds	207	629	-	499
19 Estimated third party payor settlements	-	22,870	-	-
20 Bonds payable - non current	17,200	148,295	-	130,210
21 Other liabilities - non current	24,920	7,726	-	-
22 Sponsored Project and Other Deferred Revenue	11,819	-	-	-
TOTAL LIABILITIES	<u>106,289</u>	<u>309,290</u>	<u>33,510</u>	<u>142,011</u>
NET POSITION				
23 Restricted - expendable grants, bequests and contributions	109,438	15,331	-	61
24 Restricted - trust indenture and debt agreement	-	24,130	20,504	7,074
25 Committed and Dedicated agreements	144,643	-	-	-
26 Discretionary Reserve	17,620	188,584	22,925	9,410
27 Assets invested in Capital, net of related debt	245,237	94,699	2,823	-
TOTAL NET POSITION	<u>516,938</u>	<u>322,744</u>	<u>46,252</u>	<u>16,545</u>
Current Ratio	2.41	2.03	1.68	2.68
Days Cash on Hand	N/A	60.65	49.90	67.36



UNIVERSITY OF NEW MEXICO HEALTH SCIENCES CENTER
Glossary of Report Categories

	University HSC	UNM Hospitals	UNMMG	SRMC
--	----------------	---------------	-------	------

ASSETS

1	Cash and cash equivalents	Funds on deposit with Financial Institution with UNM	Funds on deposit with Financial Institution	Funds on deposit with Financial Institution	Funds on deposit with Financial Institution, plus the remaining balance of the \$46m
2	Marketable securities	Funds invested in securities in accordance with UNM Investment policy	Funds invested in US Treasury	N/A	N/A
3	Patient, net	Pediatric/Newborn Transport Services, net of estimated contractual allowances and estimated bad debt	Patient Receivable after adjustments for discounts and allowances	Patient Receivable for care provided by UNM SOM facility and other practitioners, net of estimated contractual allowances and estimated bad debt	Patient Receivable for facility costs, net of estimated contractual allowances and estimated bad debt
4	Receivable from Affiliates	Related Party Receivables for goods or services provided to UNM Hospitals, UNMMG and SRMC	Related Party Receivable from University HSC and SRMC	Related Party Receivable for negative arbitrage for SRMC	Related Party Receivable from UNMMG and UNMH
5	Estimated third party payor settlements	N/A	Accounts Receivable for IME/GME /DSH	N/A	
6	County Treasurer	N/A	Bernalillo County Mil Levy Receivable	N/A	Sandoval County Mil Levy Receivable
7	Contracts, Grants and Other	Sponsored project receivables and other services invoiced by UNM such as OMI, Resident Physician contracts, etc.	Accounts Receivable from Contracts/UNM MG/Special Billing/Investments	N/A	Other receivable balances. As of year end, a receivable was recorded for the insurance proceeds associated with the damage in the OR due to the flood
8	Other	Prepaid contractual obligations, such as library subscription services and maintenance contacts	Prepaid Expense and Inventory	Pharmacy Inventory	Prepaid Expense and Inventory
9	Held by trustee for debt service & other	N/A	Debt/Mortgage reserve funds to include collateral and intangible assets	N/A	Funds held in Trustee Accounts, Mortgage reserve funds, bond debt service accounts
10	By UNM Hospital Clinical Operations Board	N/A	Investment in TriWest/Tricare Reference Laboratory	N/A	N/A
11	Board and Other Designated Assets	Funds dedicated to UNM Hospitals Capital Initiatives and unexpended plant funds	14	N/A	Department, SOM Investment in UNMMG and Quality Reserves
					The original bond proceeds were used to purchase GNMA's which collateralize the mortgage with Prudential



UNIVERSITY OF NEW MEXICO HEALTH SCIENCES CENTER
Glossary of Report Categories

	University HSC	UNM Hospitals	UNMMG	SRMC
12 Endowments	Balance of endowed corpus funds generating revenue according to donor intent	N/A	N/A	N/A
13 Capital Assets, net of depreciation	Property, Plant and Equipment	Land, Property, Plant and Equipment	Furniture and Equipment	Land, Property, Plant and Equipment
LIABILITIES				
14 Accounts Payable	Unpaid balances owed to vendors for goods and services; amounts owed to employees for expense reimbursements	Amount owed to creditors	Unpaid balances owed to vendors for goods and services; accrued payroll and other payroll benefits and taxes	Unpaid balances owed to vendors for goods and services
15 Other accrued liabilities	Payroll withholding liabilities and estimated value of compensated absences	Accrued liabilities to include payroll, compensated benefit, and Incurred but not Recognized (IBNR) State Coverage Insurance	N/A	Accrued liabilities to include payroll, compensated benefits and other payroll benefits and taxes
16 Payable to Affiliates	Unpaid balances for services provided by UNM Hospitals, and UNMMG	Unpaid balances for services provided by University HSC	Unpaid balances for services provided by University HSC for purchased services, special arrangements, and indigent distribution	Unpaid balances for services provided by University HSC, UNMMG and UNMH
17 Bonds payable - current	Debt service payment that will be due within the next twelve months	Series 2004 Bonds payable in next year - FHA Insured Hospital Mortgage Revenue Bonds	N/A	Debt service payment that will be due within the next twelve months
18 Interest payable bonds	Interest Payable on outstanding debt	Interest Payable Series 2004 Bonds (FHA Insured Hospital Mortgage Revenue Bonds)	N/A	Interest Payable on Bonds
19 Estimated third party payor settlements	N/A	Medicare/Medicaid Settlements	N/A	N/A
20 Bonds payable - non current	Outstanding balance due in the long-term for bond funding	Series Bonds Payable in the long-term (FHA Insured Hospital Mortgage Revenue Bonds)	N/A	Outstanding balance due in the long-term for FHA Insured Hospital Revenue Bonds
21 Other liabilities - non current	Estimated future cost associated with Other Post Retirement Benefits (OPEB) and self-funded health insurance plan	Estimated future cost associated with Other Post Employment Benefits (OPEB) and bond premiums	N/A	The balance of the mortgage payable
22 Sponsored Project and Other Deferred Revenue	Prepaid contract and grant revenue, tuition, and other prepaid student fees	15 N/A	N/A	N/A



UNIVERSITY OF NEW MEXICO HEALTH SCIENCES CENTER
Glossary of Report Categories

University HSC

UNM Hospitals

UNMMG

SRMC

NET POSITION

23	Restricted - expendable grants, bequests and contributions	Restricted monies used in accordance with donor intent, contracts and bequests	Restricted monies used in accordance with donor intent, contracts and bequests	N/A	Restricted monies used in accordance with donor intent, contracts and bequests
24	Restricted - trust indenture and debt agreement	N/A	Restricted monies for Debt Service, Collateral, and Mortgage Reserve	N/A	Restricted monies for Mortgage reserve, Bond Debt Service
25	Committed and Dedicated agreements	Funds that have been committed for future expenditures. Dedicated funds have a clear focused purposed with for specific use.	N/A	Department, SOM Investment in UNMMG and Quality Fund Balances	N/A
26	Discretionary Reserve	Remaining fund balance after accounting for all restricted, committed and dedicated funds	Chief operating fund for all financial resources except those accounted for in another fund	Other operating reserves	Chief operating fund for all financial resources except those accounted for in another fund
27	Assets invested in Capital, net of related debt	Property, Plant and Equipment after adjustment for related bond debt	Property, Plant and Equipment after adjustment for related bond debt	Furniture and Equipment after adjustment for related bond debt	Property, Plant and Equipment after adjustment for related bond debt