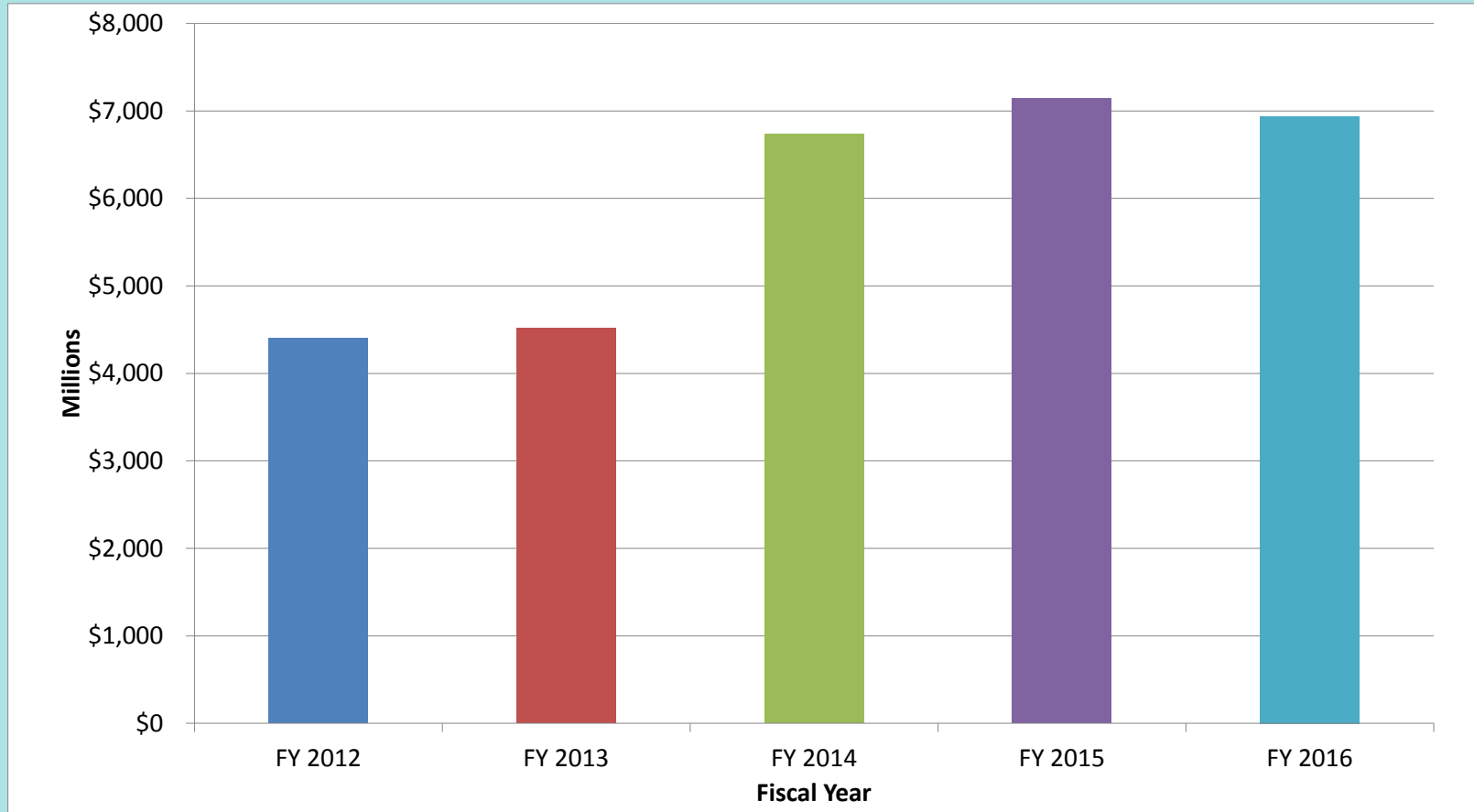


**UNM Health Sciences Center**  
**Metrics - Preliminary and Unaudited**  
**Net Cash Revenues less Net Cash Expenses**  
**(Amounts are in thousands)**

**UNIVERSITY HSC**



**FY 2012**  
**1st Quarter**

\$4,404

**FY 2013**  
**1st Quarter**

\$4,517

**FY 2014**  
**1st Quarter**

\$6,734

**FY 2015**  
**1st Quarter**

\$7,142

**FY 2016**  
**1st Quarter**

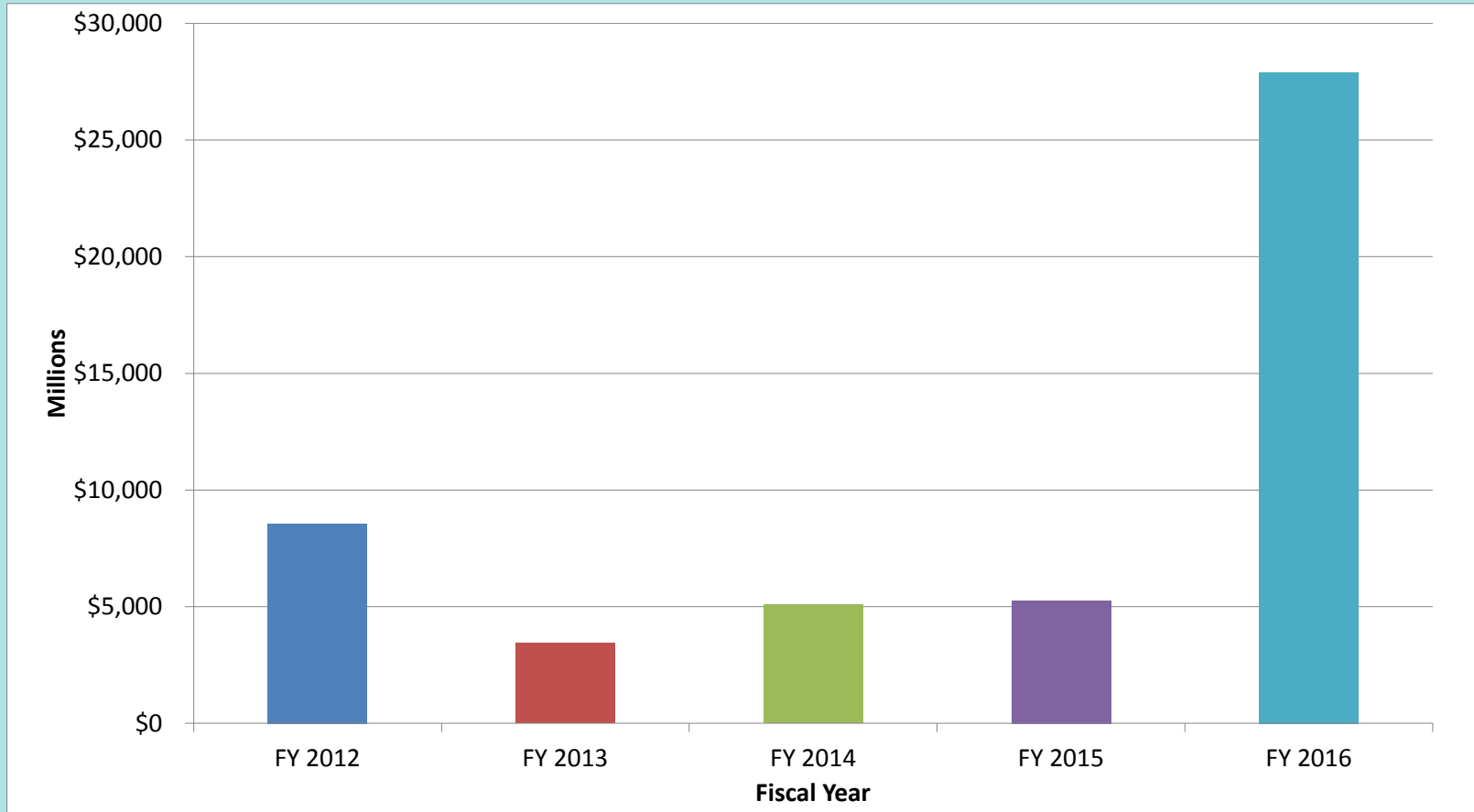
\$6,941

**FY 2016**  
**Oct. 31st YTD**

\$6,727

**UNM Health Sciences Center**  
**Metrics - Preliminary and Unaudited**  
**Net Cash Revenues less Net Cash Expenses**  
**(Amounts are in thousands)**

**UNM HOSPITALS**



**FY 2012**  
**1st Quarter**

\$8,563

**FY 2013**  
**1st Quarter**

\$3,448

**FY 2014**  
**1st Quarter**

\$5,099

**FY 2015**  
**1st Quarter**

\$5,278

**FY 2016**  
**1st Quarter**

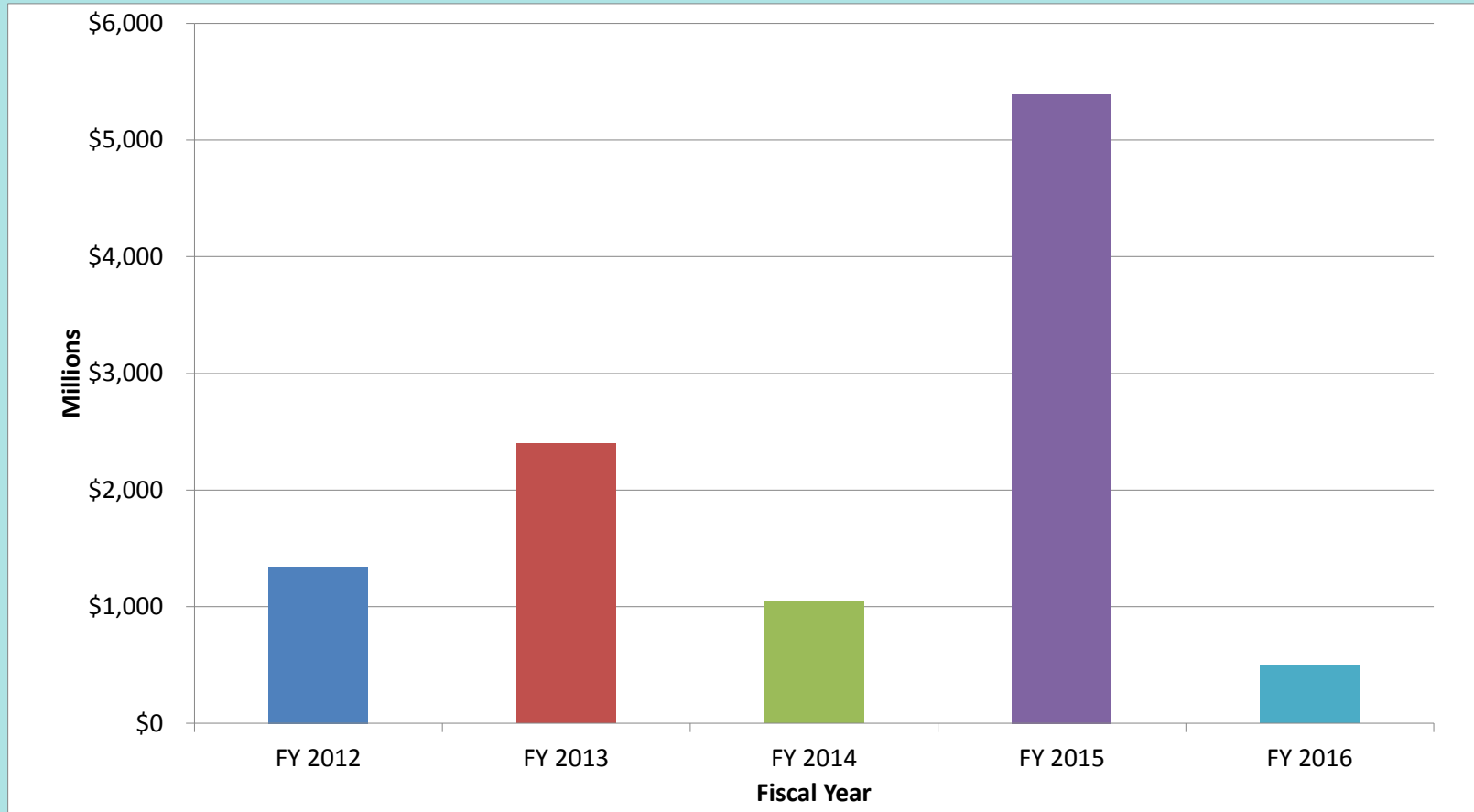
\$27,901

**FY 2016**  
**Oct. 31st YTD**

\$32,094

**UNM Health Sciences Center**  
**Metrics - Preliminary and Unaudited**  
**Net Cash Revenues less Net Cash Expenses**  
 (Amounts are in thousands)

**UNM MEDICAL GROUP**



**FY 2012**  
**1st Quarter**

\$1,344

**FY 2013**  
**1st Quarter**

\$2,399

**FY 2014**  
**1st Quarter**

\$1,049

**FY 2015**  
**1st Quarter**

\$5,393

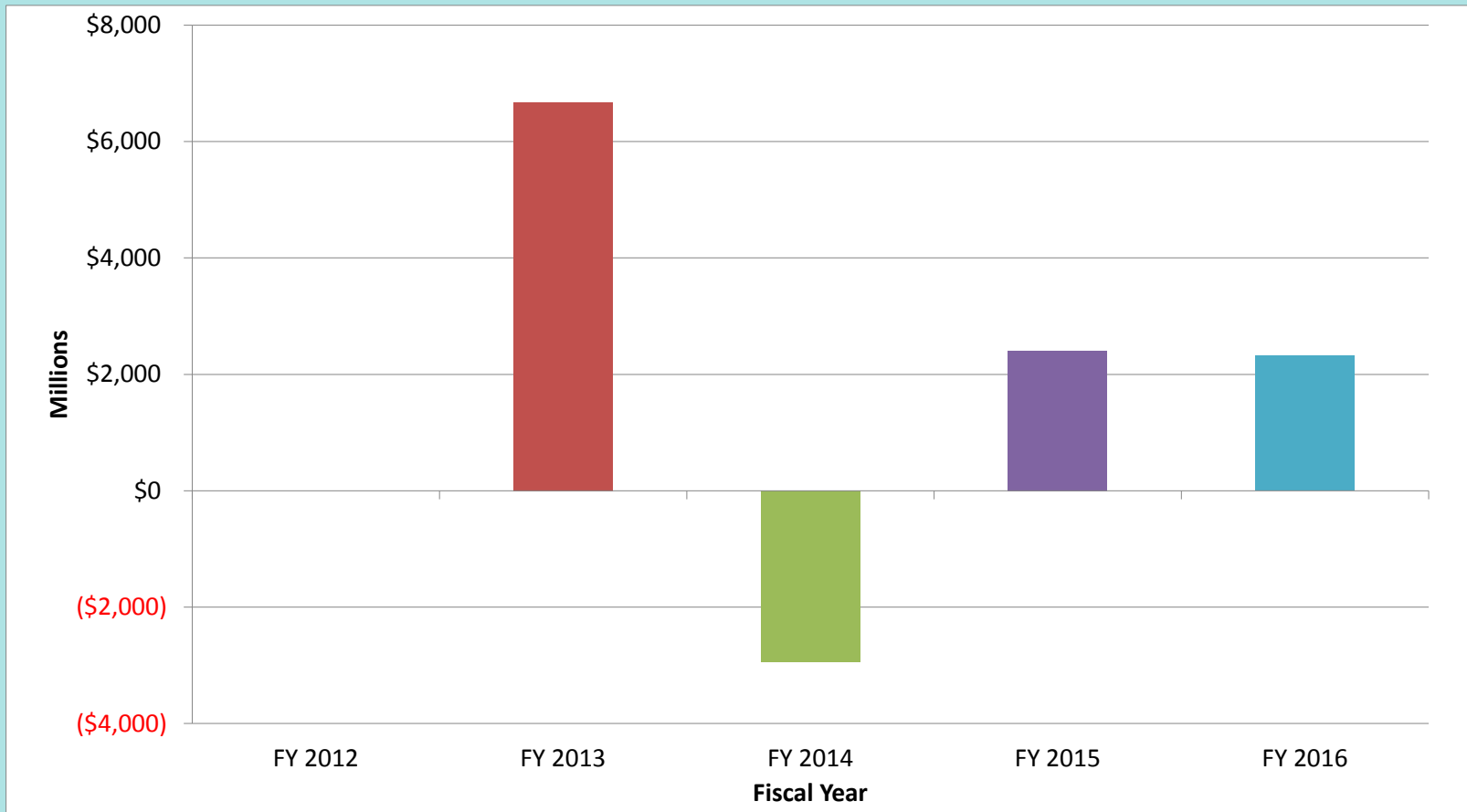
**FY 2016**  
**1st Quarter**

\$501

**FY 2016**  
**Oct. 31st YTD**

(\$1,344)

**SANDOVAL REGIONAL MEDICAL CENTER**



**FY 2012  
1st Quarter**

**FY 2013  
1st Quarter**

**FY 2014  
1st Quarter**

**FY 2015  
1st Quarter**

**FY 2016  
1st Quarter**

**FY 2016  
Oct. 31st YTD**

N/A

\$6,676

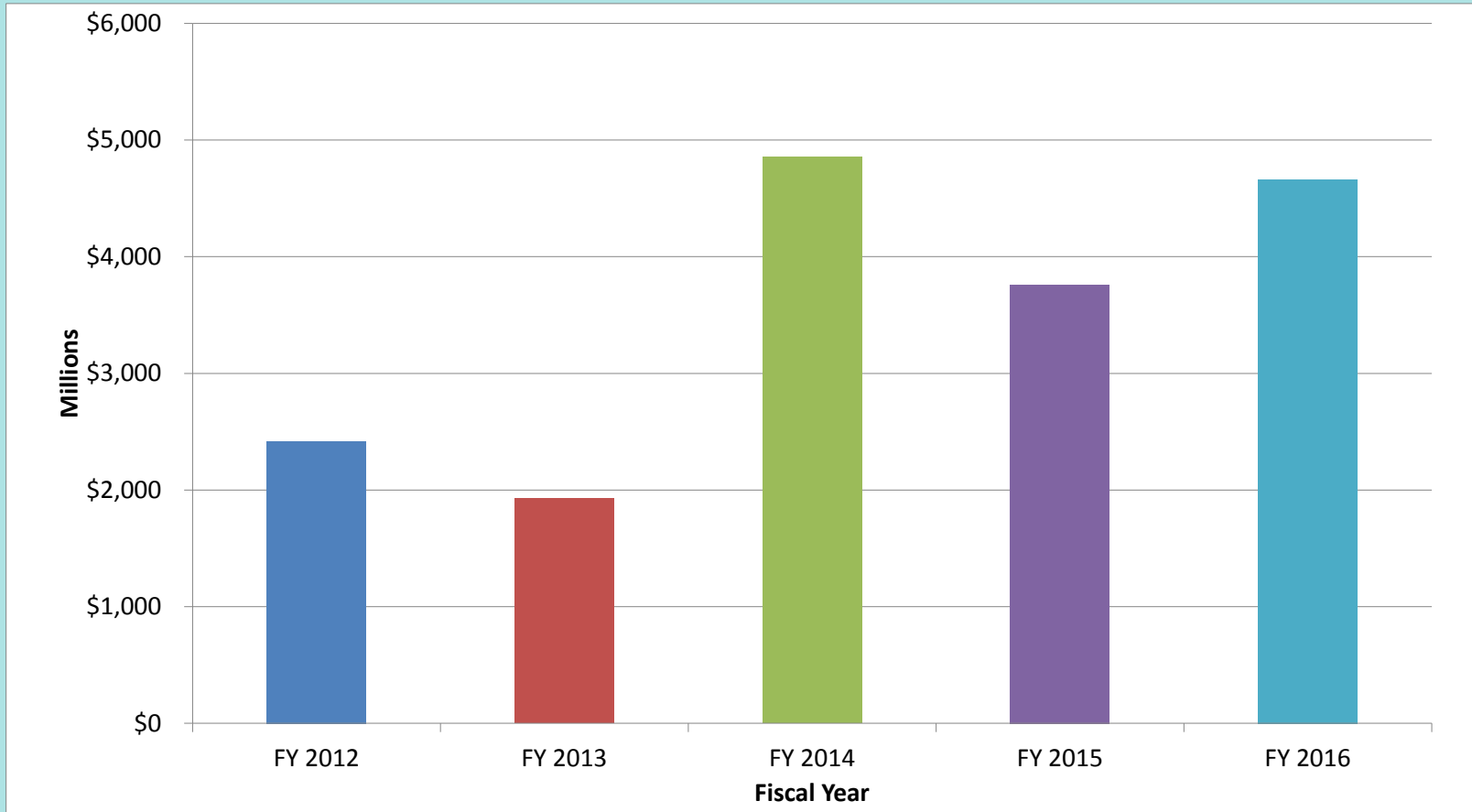
(\$2,938)

\$2,407

\$2,321

\$2,782

**UNIVERSITY HSC**



**FY 2012  
1st Quarter**

\$2,417

**FY 2013  
1st Quarter**

\$1,927

**FY 2014  
1st Quarter**

\$4,855

**FY 2015  
1st Quarter**

\$3,758

**FY 2016  
1st Quarter**

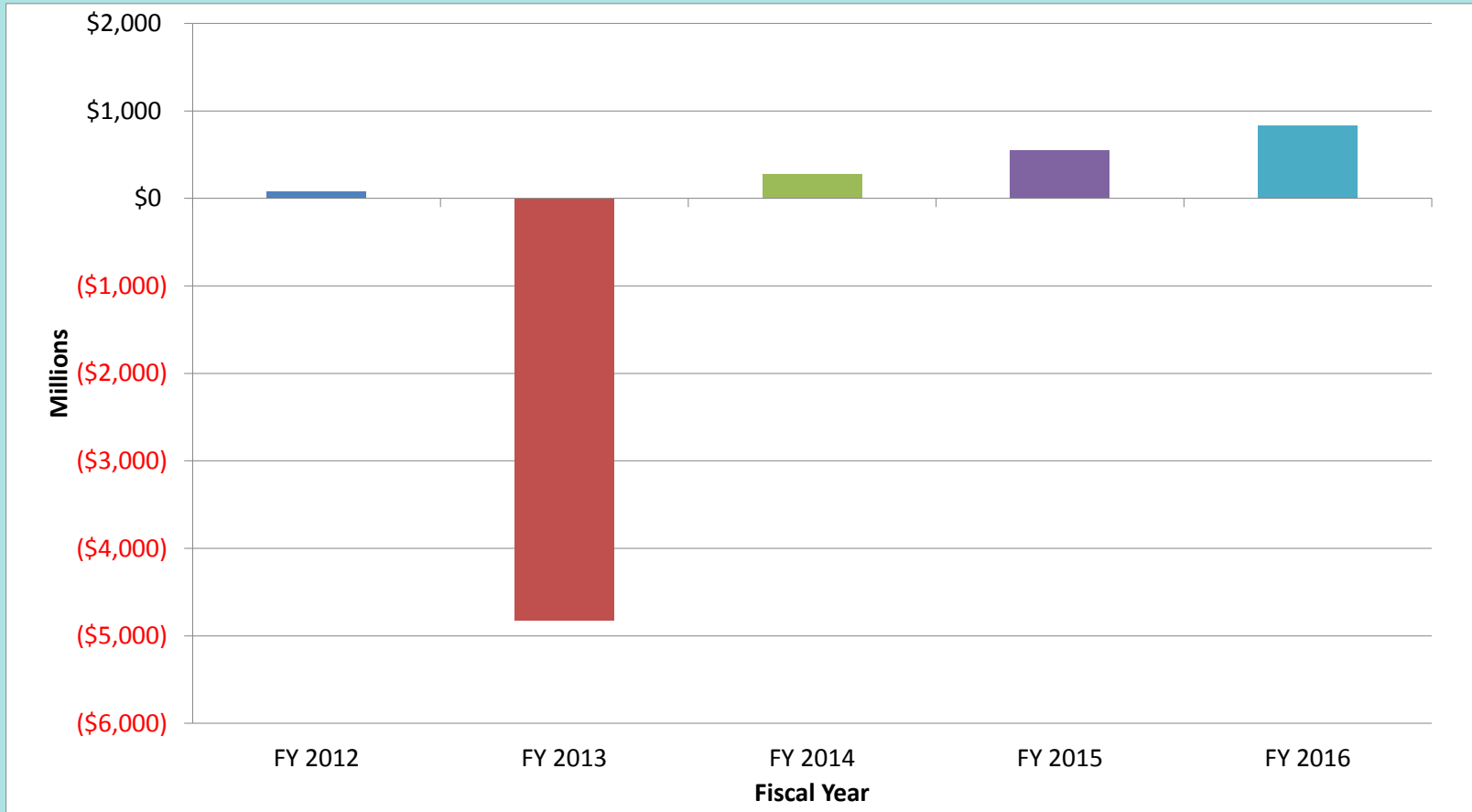
\$4,663

**FY 2016  
Oct. 31st YTD**

\$2,978

UNM Health Sciences Center  
Metrics - Preliminary and Unaudited  
Net Revenue less Expense  
(Amounts are in thousands)

UNM HOSPITALS



FY 2012  
1st Quarter

\$82

FY 2013  
1st Quarter

(\$4,819)

FY 2014  
1st Quarter

\$274

FY 2015  
1st Quarter

\$553

FY 2016  
1st Quarter

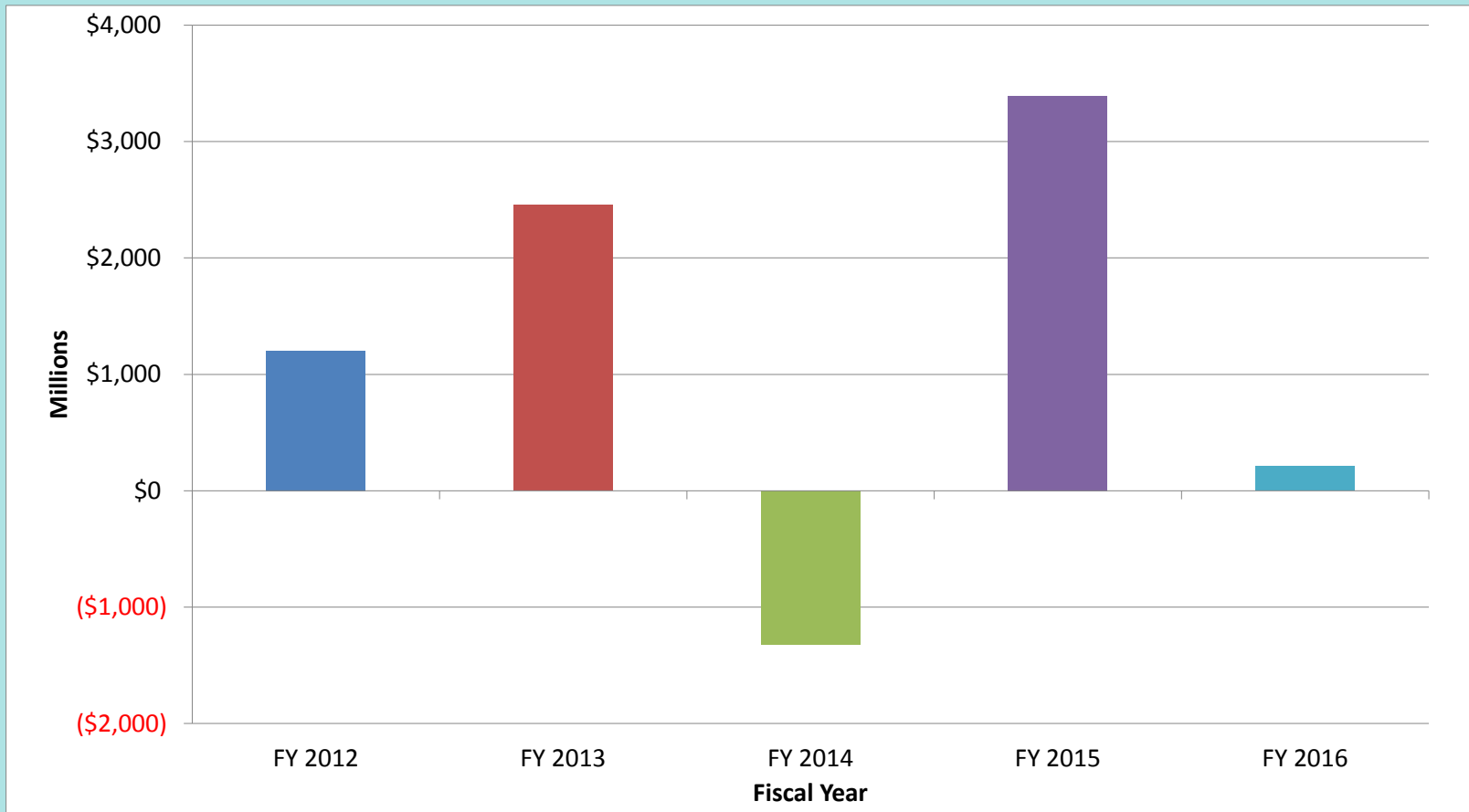
\$827

FY 2016  
Oct. 31st YTD

\$840

UNM Health Sciences Center  
Metrics - Preliminary and Unaudited  
Net Revenue less Expense  
(Amounts are in thousands)

UNM MEDICAL GROUP



FY 2012  
1st Quarter

\$1,203

FY 2013  
1st Quarter

\$2,456

FY 2014  
1st Quarter

(\$1,326)

FY 2015  
1st Quarter

\$3,392

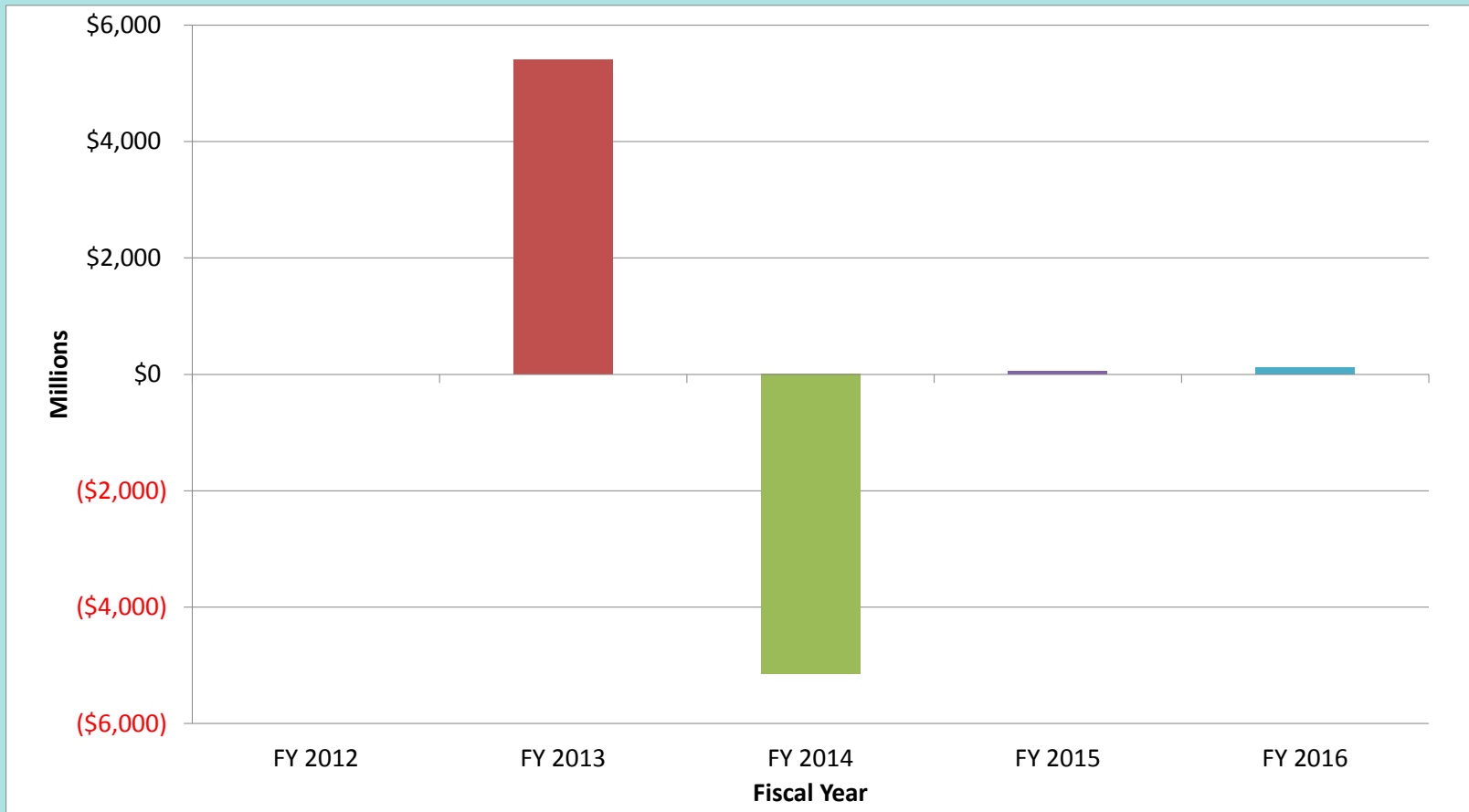
FY 2016  
1st Quarter

\$213

FY 2016  
Oct. 31st YTD

(\$1,719)

**SANDOVAL REGIONAL MEDICAL CENTER**



**FY 2012  
1st Quarter**

**FY 2013  
1st Quarter**

**FY 2014  
1st Quarter**

**FY 2015  
1st Quarter**

**FY 2016  
1st Quarter**

**FY 2016  
Oct. 31st YTD**

N/A

\$5,407

(\$5,145)

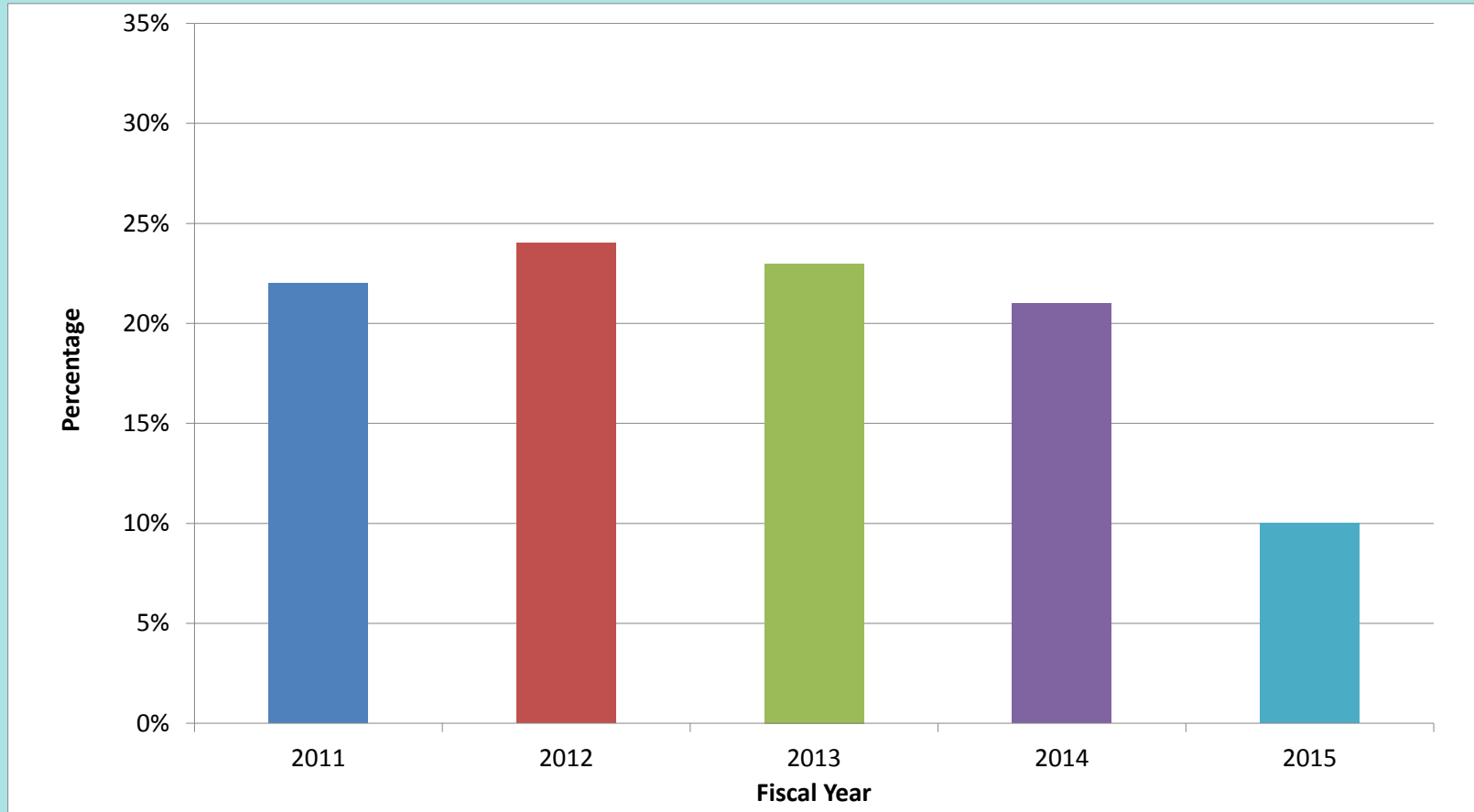
\$62

\$117

(\$123)



### UNM HEALTH SYSTEM



**FY 2011**

**FY 2012**

**FY 2013**

**FY 2014**

**FY 2015**

**FY 2016  
Oct. 31st YTD**

22%

24%

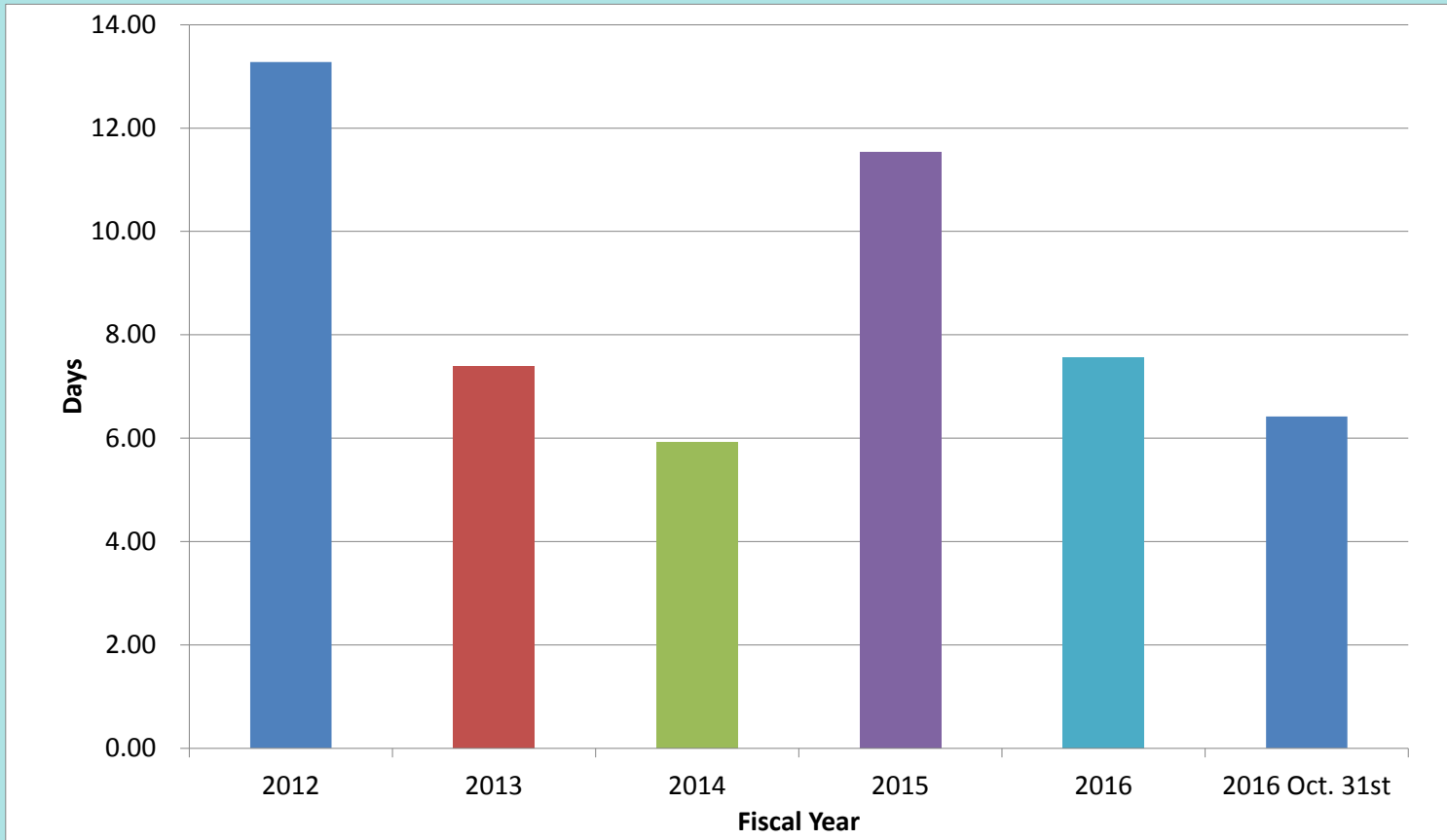
23%

21%

10%

7%

UNIVERSITY HSC



FY 2012  
1st Quarter

FY 2013  
1st Quarter

FY 2014  
1st Quarter

FY 2015  
1st Quarter

FY 2016  
1st Quarter

FY 2016  
Oct. 31st

13.28

7.39

5.93

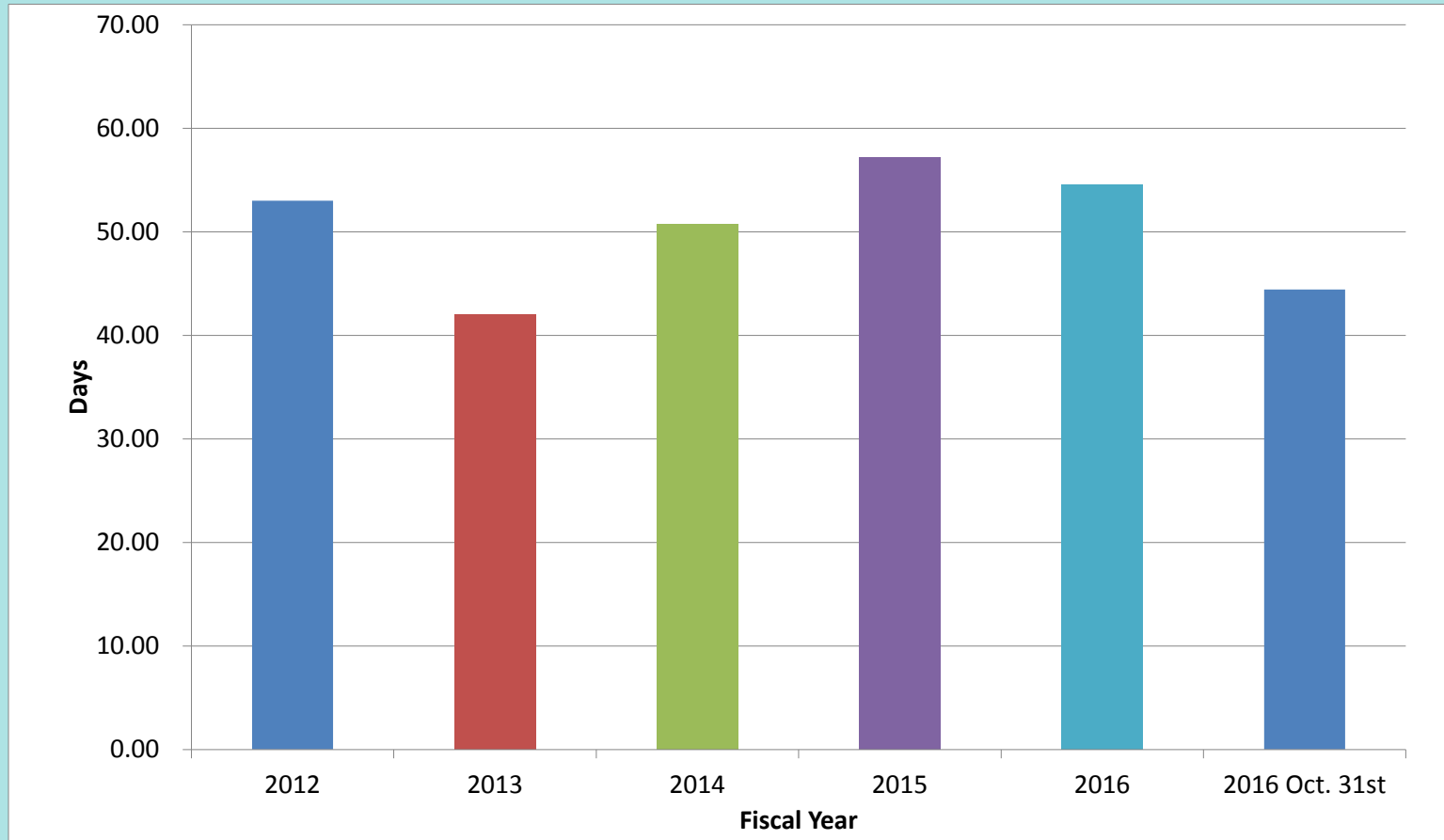
11.54

7.57

6.42

Days of Expense in Discretionary Reserves - Benchmark - 10 Days

### UNM HOSPITALS



FY 2012  
1st Quarter

FY 2013  
1st Quarter

FY 2014  
1st Quarter

FY 2015  
1st Quarter

FY 2016  
1st Quarter

FY 2016  
Oct. 31st

53.01

42.02

50.72

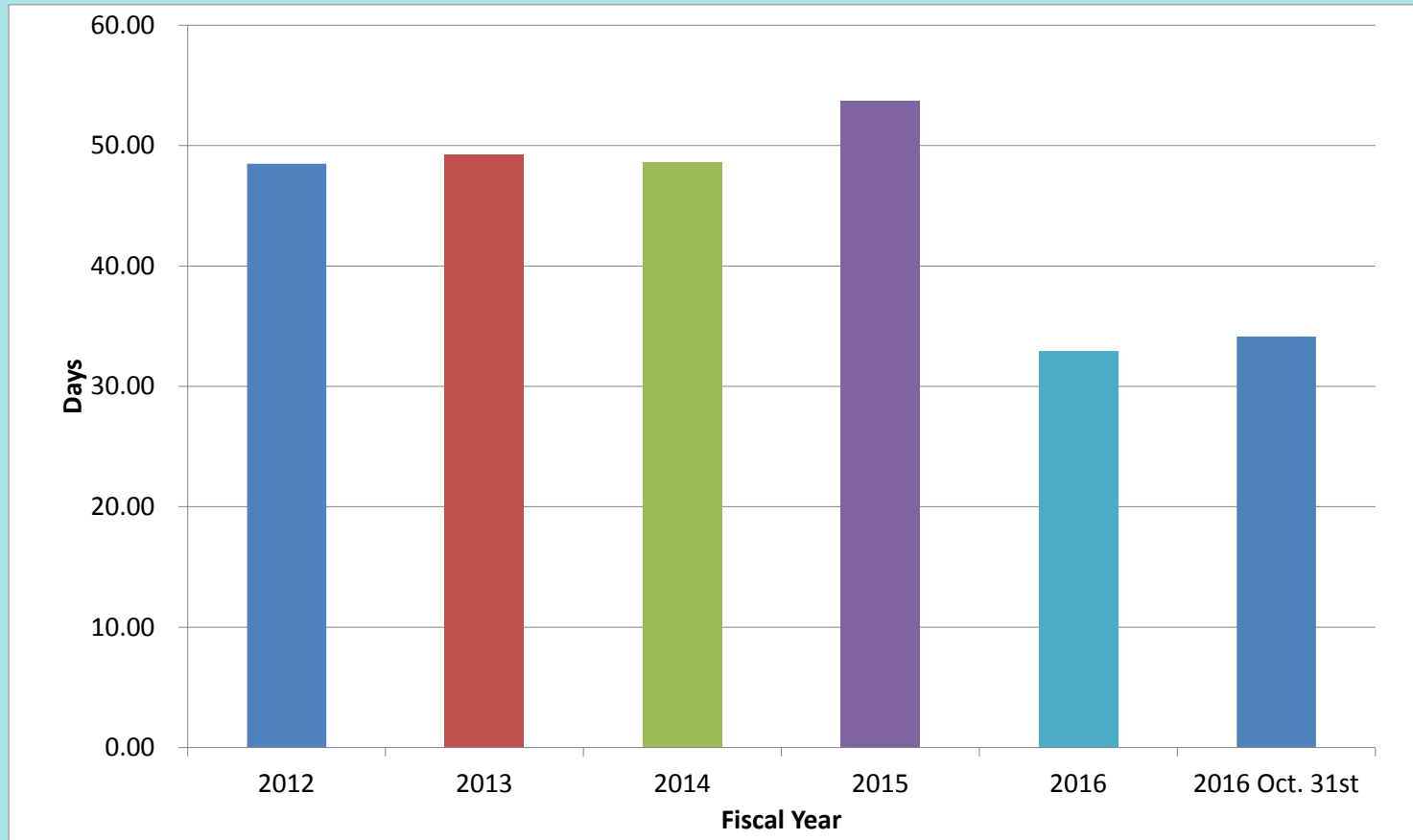
57.18

54.53

44.44

Per Fitch Ratings, "2014 Median Ratios for Nonprofit Hospitals and Healthcare Systems" report, the "AA" credit rating group has a benchmark of 289.4 days cash on hand.

UNM MEDICAL GROUP



FY 2012  
1st Quarter

FY 2013  
1st Quarter

FY 2014  
1st Quarter

FY 2015  
1st Quarter

FY 2016  
1st Quarter

FY 2016  
Oct. 31st

48.50

49.25

48.60

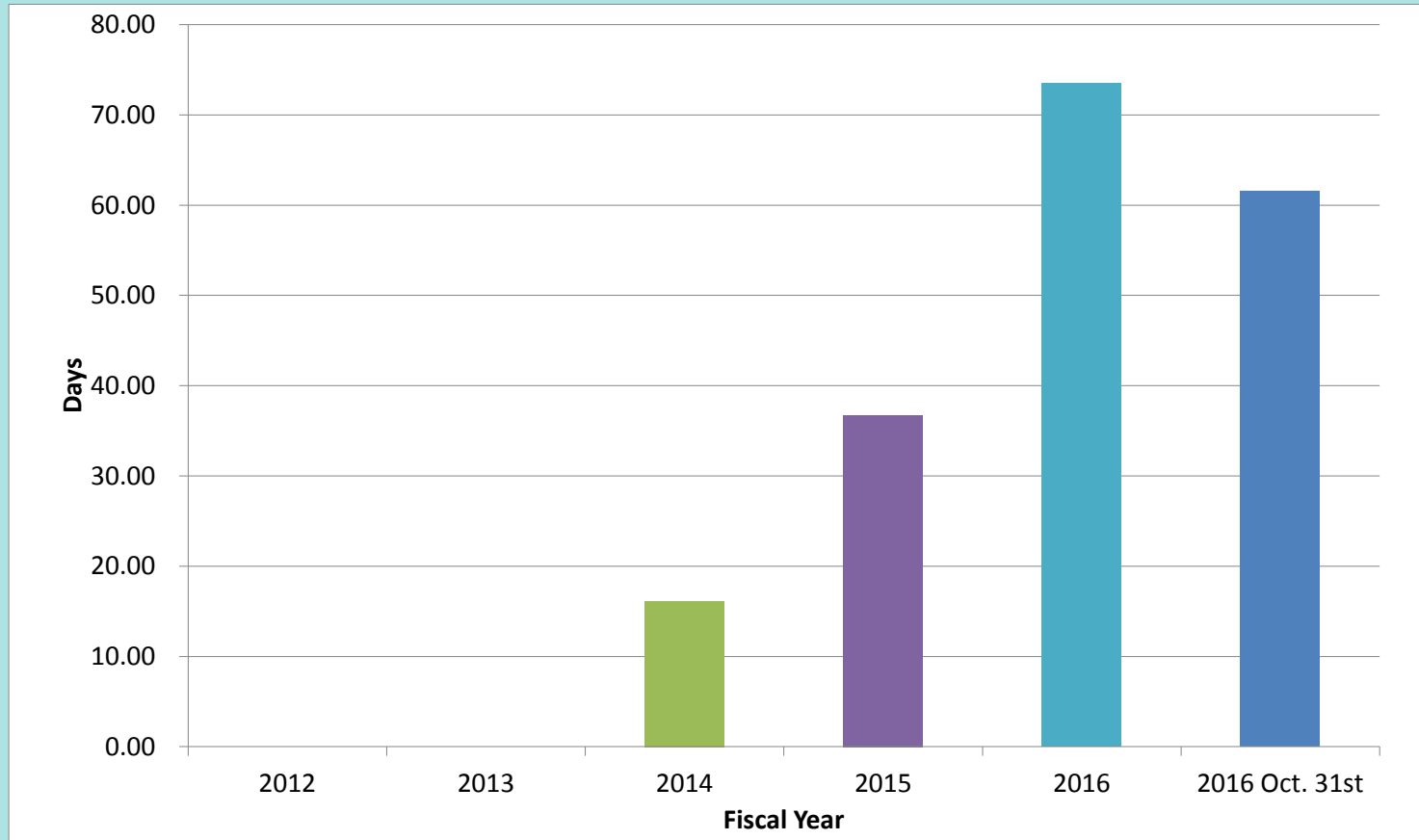
53.71

32.90

34.15

Per Fitch Ratings, "2014 Median Ratios for Nonprofit Hospitals and Healthcare Systems" report, the "AA" credit rating group has a benchmark of 289.4 days cash on hand.

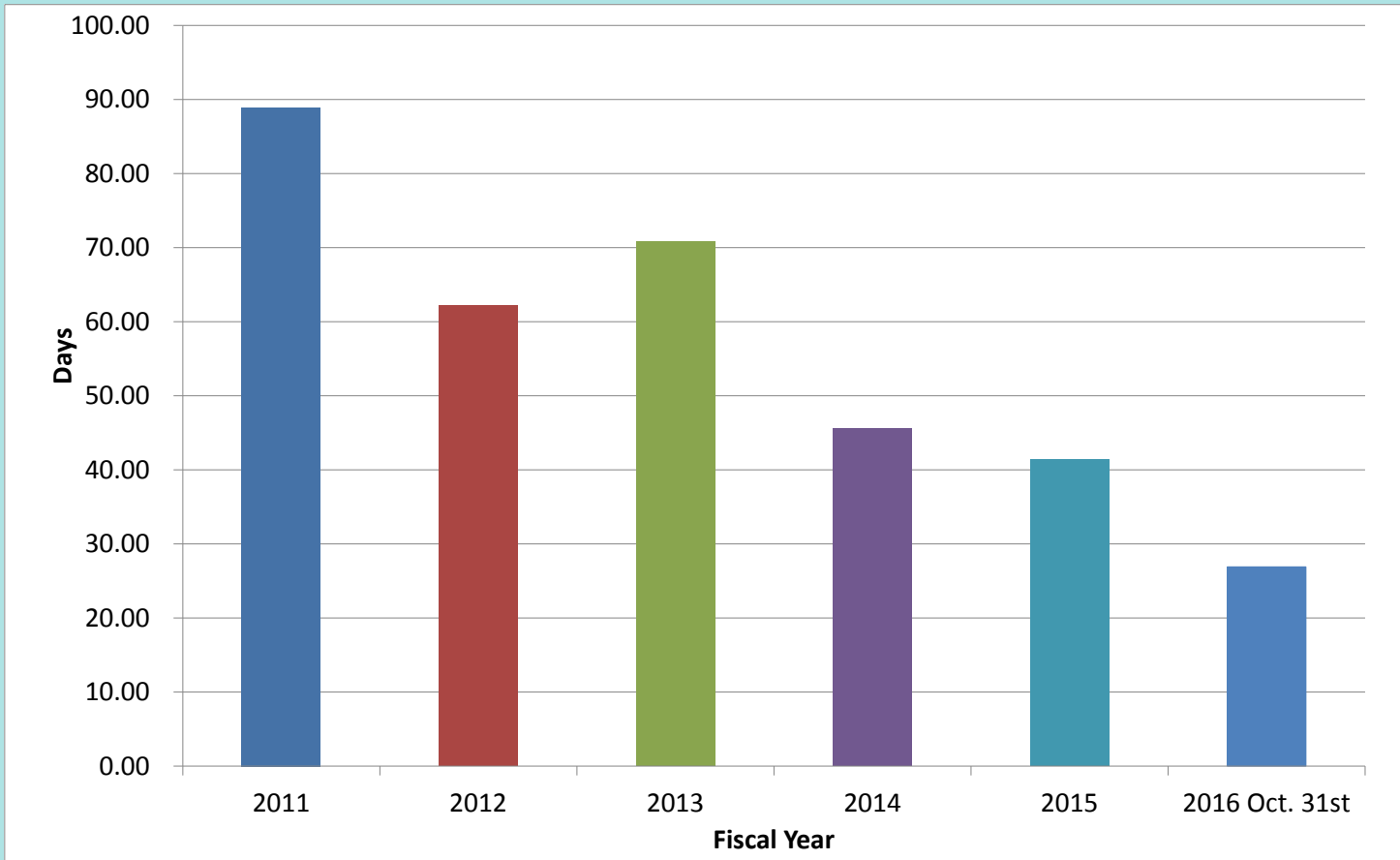
### SANDOVAL REGIONAL MEDICAL CENTER



FY 2012 1st Quarter	FY 2013 1st Quarter	FY 2014 1st Quarter	FY 2015 1st Quarter	FY 2016 1st Quarter	FY 2016 Oct. 31st
N/A	N/A	16.12	36.76	73.52	61.59

Per Fitch Ratings, "2014 Median Ratios for Nonprofit Hospitals and Healthcare Systems" report, the "AA" credit rating group has a benchmark of 289.4 days cash on hand.

### UNIVERSITY HSC



**FY 2011**

**FY 2012**

**FY 2013**

**FY 2014**

**FY 2015**

**FY 2016  
Oct. 31st**

88.93

62.23

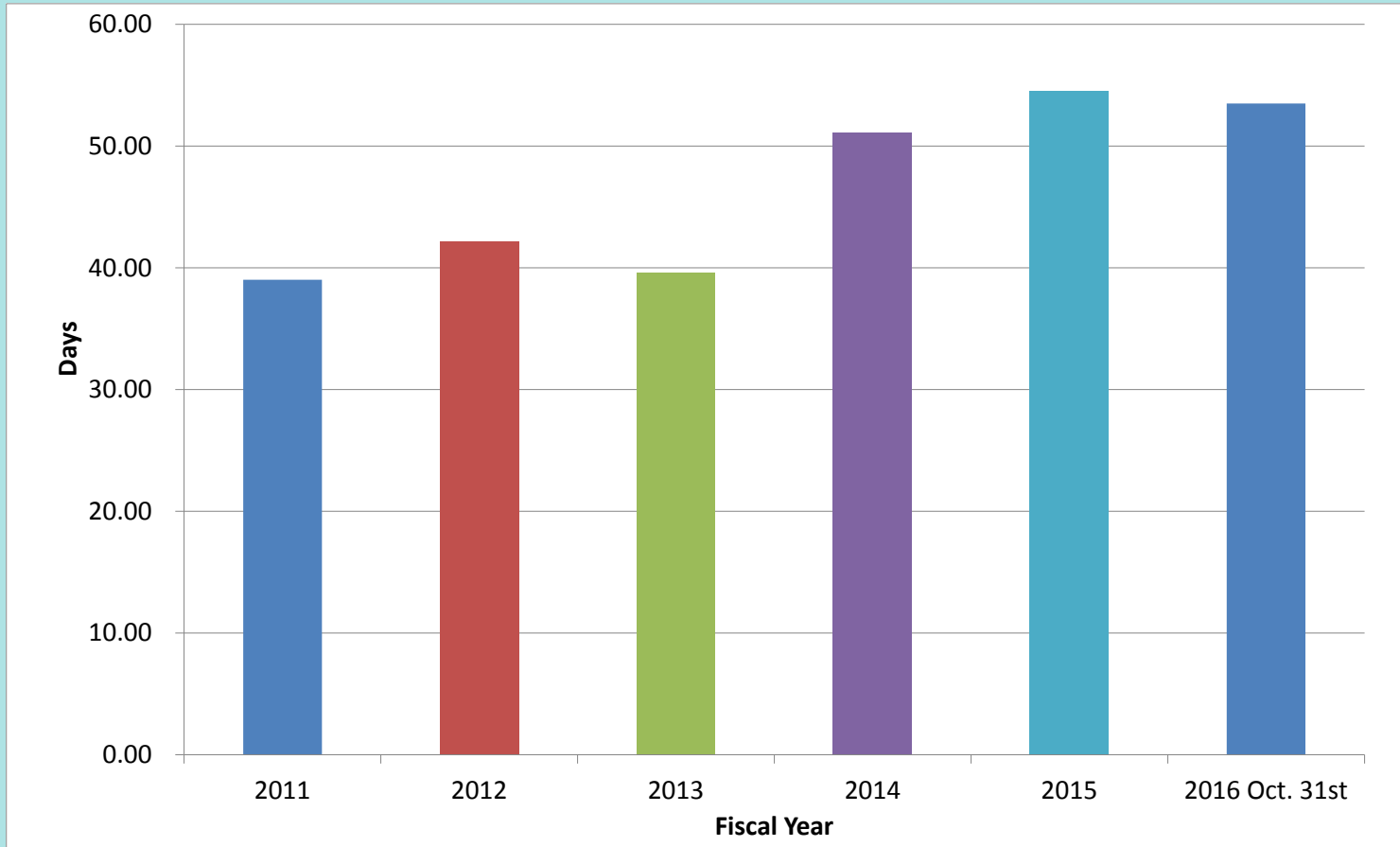
70.81

45.57

41.40

26.92

### UNM HOSPITALS



**FY 2011**

**FY 2012**

**FY 2013**

**FY 2014**

**FY 2015**

**FY 2016  
Oct. 31st**

39.03

42.14

39.58

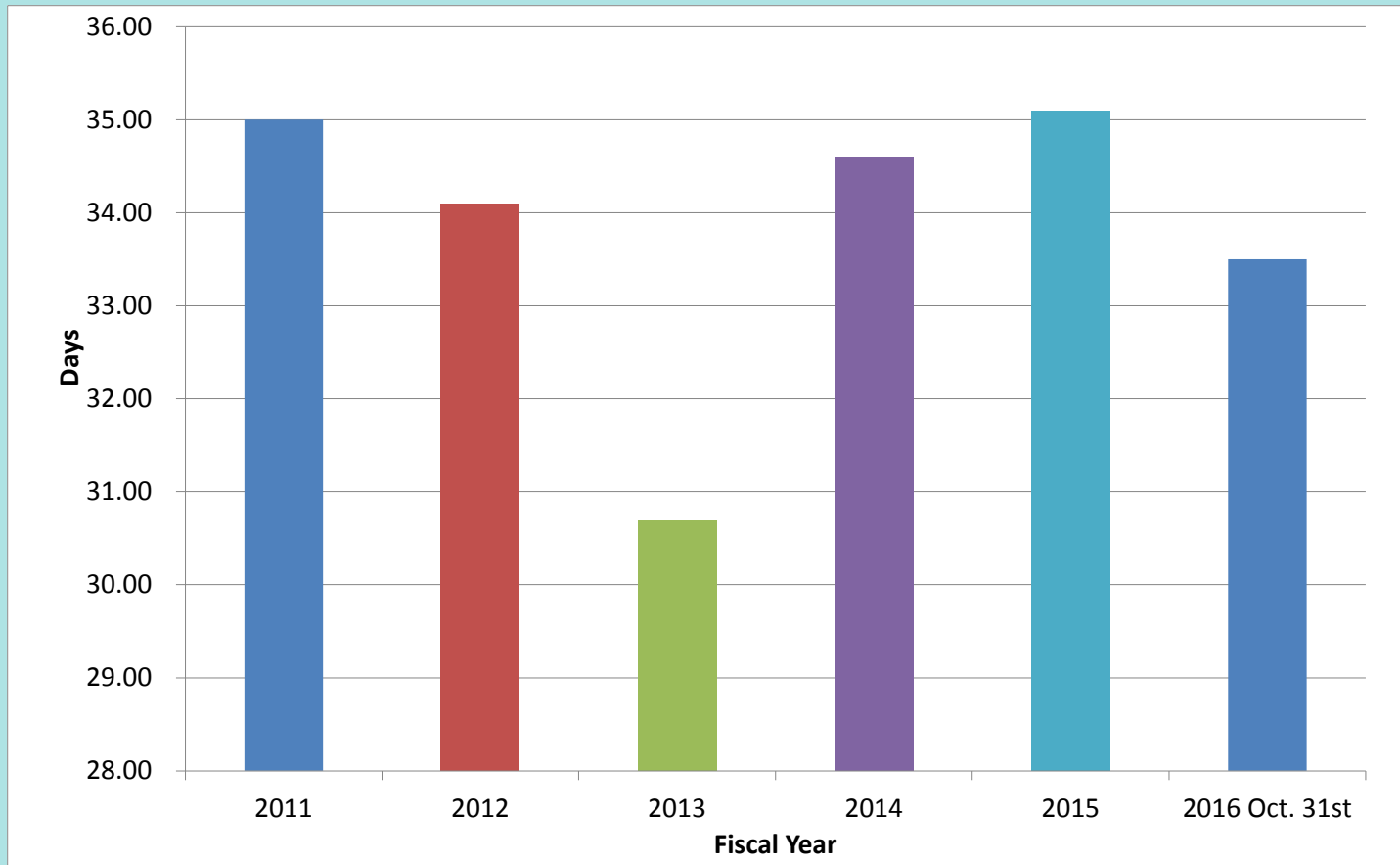
51.09

54.52

53.51

Per Fitch Ratings, "2014 Median Ratios for Nonprofit Hospitals and Healthcare Systems" report, the "AA" credit rating group has a benchmark of 47.4 days in accounts receivable

### UNM MEDICAL GROUP



**FY 2011**

**FY 2012**

**FY 2013**

**FY 2014**

**FY 2015**

**FY 2016  
Oct. 31st**

35.00

34.10

30.70

34.60

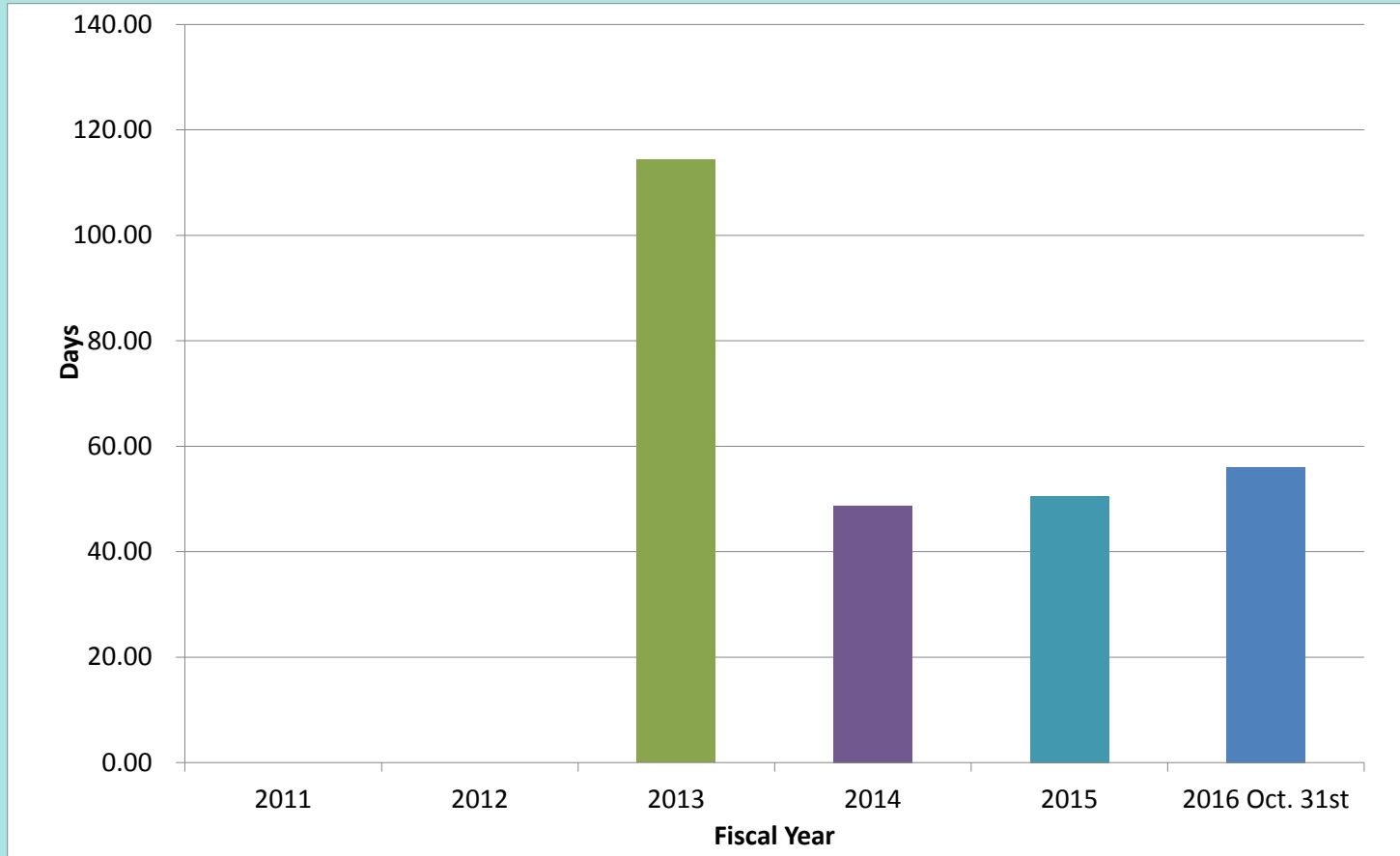
35.10

33.50

Per Fitch Ratings, "2014 Median Ratios for Nonprofit Hospitals and Healthcare Systems" report, the "AA" credit rating group has a benchmark of 47.4 days in accounts receivable



### SANDOVAL REGIONAL MEDICAL CENTER



FY 2011

FY 2012

FY 2013

FY 2014

FY 2015

FY 2016  
Oct. 31st

N/A

N/A

114.39

48.71

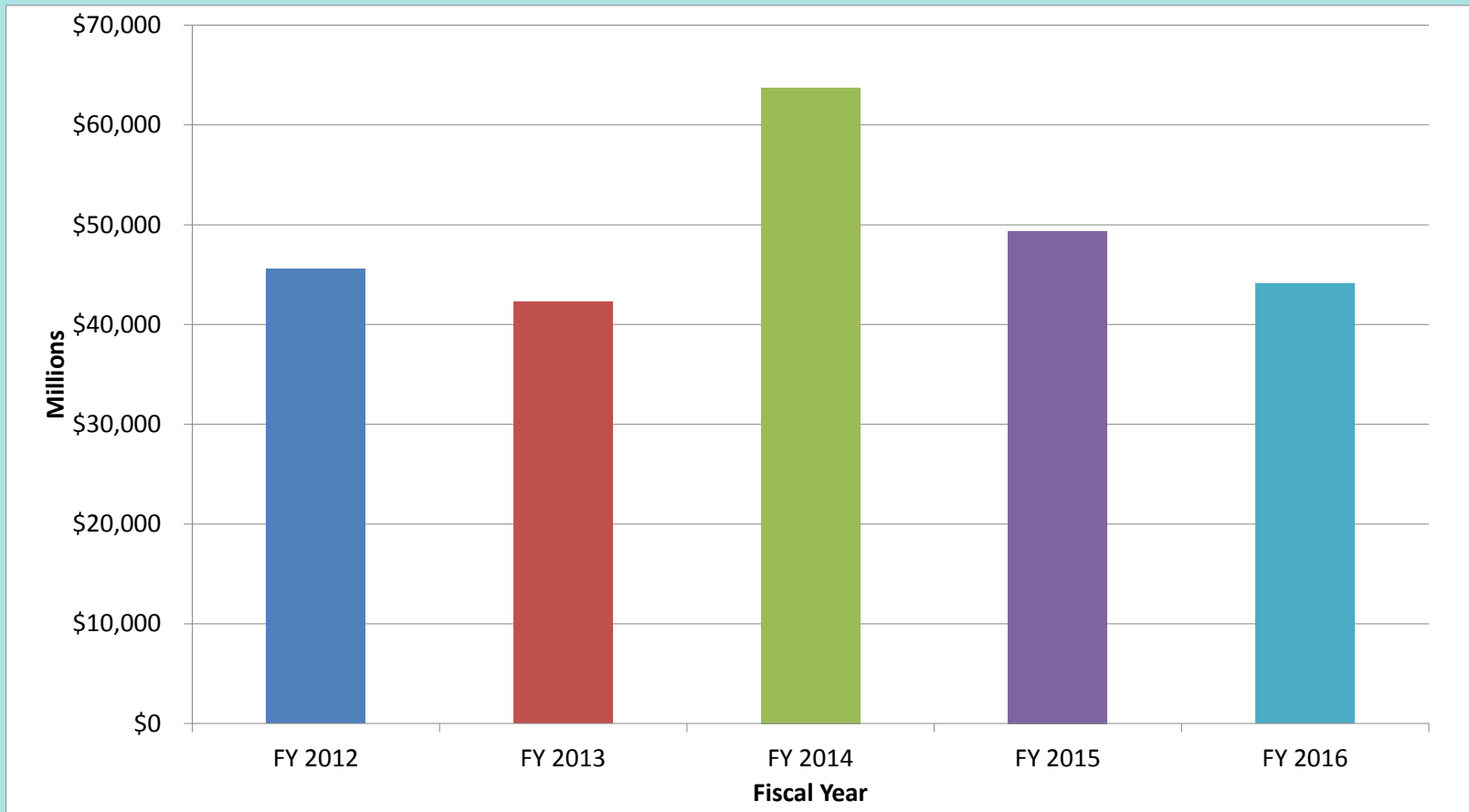
50.50

56.11

Per Fitch Ratings, "2014 Median Ratios for Nonprofit Hospitals and Healthcare Systems" report, the "AA" credit rating group has a benchmark of 47.4 days in accounts receivable

**UNM Health Sciences Center  
Metrics - Preliminary and Unaudited  
Proposals Submitted  
(Amounts are in thousands)**

**UNIVERSITY HSC**



**FY 2012  
1st Quarter**

\$45,546

**FY 2013  
1st Quarter**

\$42,262

**FY 2014  
1st Quarter**

\$63,733

**FY 2015  
1st Quarter**

\$49,356

**FY 2016  
1st Quarter**

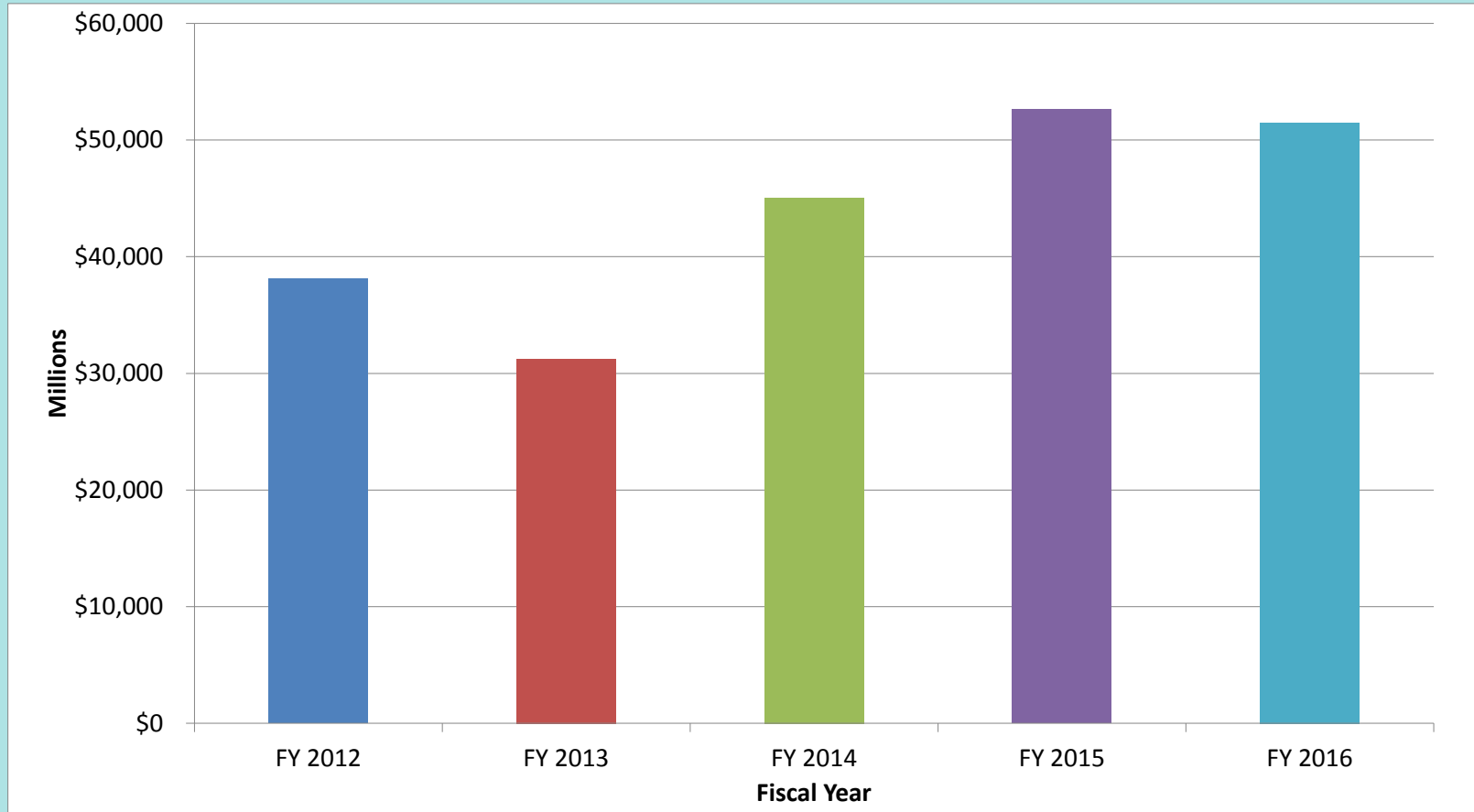
\$44,091

**FY 2016  
Oct. 31st YTD**

\$72,393

**UNM Health Sciences Center**  
**Metrics - Preliminary and Unaudited**  
**Awards**  
**(Amounts are in thousands)**

**UNIVERSITY HSC**



**FY 2012**  
**1st Quarter**

\$38,114

**FY 2013**  
**1st Quarter**

\$31,225

**FY 2014**  
**1st Quarter**

\$45,039

**FY 2015**  
**1st Quarter**

\$52,630

**FY 2016**  
**1st Quarter**

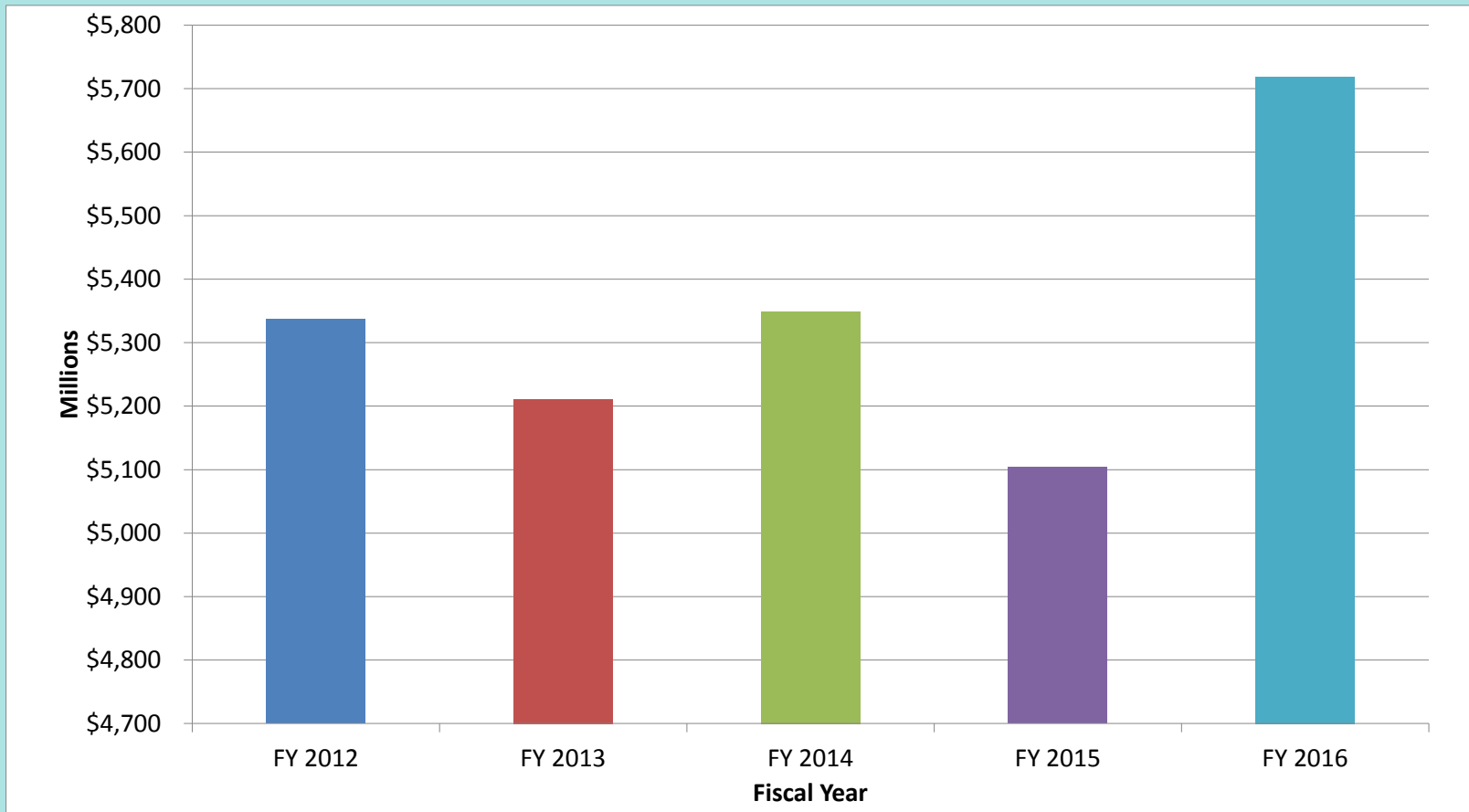
\$51,477

**FY 2016**  
**Oct. 31st YTD**

\$63,944

**UNM Health Sciences Center**  
**Metrics - Preliminary and Unaudited**  
**Earned F&A**  
 (Amounts are in thousands)

**UNIVERSITY HSC**



**FY 2012**  
1st Quarter

\$5,337

**FY 2013**  
1st Quarter

\$5,211

**FY 2014**  
1st Quarter

\$5,349

**FY 2015**  
1st Quarter

\$5,104

**FY 2016**  
1st Quarter

\$5,719

**FY 2016**  
Oct. 31st YTD

\$7,805



**UNIVERSITY OF NEW MEXICO HEALTH SCIENCES CENTER - University HSC Only\***  
**2016 Fiscal Year-to-Date Summary through October 31, 2015 (Preliminary and Unaudited)**  
(In thousands)

\* UNIVERSITY HSC ONLY INCLUDES: SOM, CON, COP, HSLIC, ADMIN, RESEARCH

	University HSC FY 2016 Re-Forecasted Budget 10/31/2015	University HSC FY 2016 Re-Forecasted YTD Budget 10/31/2015	University HSC FY 2016 YTD 10/31/2015 Actual	University HSC FY 2015 Year End Actual	University HSC FY 2016 YTD Actual to FY 2016 Re-Forecasted Budget Benchmark Rate (33%)	University HSC FY 2016 YTD Actual to FY 2015 Year End Actual Benchmark Rate (33%)
1 UNM MEDICAL GROUP REVENUES	130,650	43,550	40,429	125,625	31%	32%
2 UNM HOSPITALS REVENUES	151,730	50,577	48,321	142,751	32%	34%
3 SRMC REVENUES	20,958	6,986	6,870	19,679	33%	35%
4 TUITION AND FEES	15,745	7,873	7,550	15,811	48%	48%
5 CIGARETTE TAX APPROPRIATIONS	3,899	1,300	1,353	3,824	35%	35%
6 RPSP APPROPRIATIONS	20,532	6,844	7,011	19,690	34%	36%
7 I&G APPROPRIATIONS	64,455	21,485	21,485	64,907	33%	33%
8 I&G MAIN CAMPUS TRANSFERS	20,406	6,802	6,802	19,900	33%	34%
9 F&A REVENUES (OH RETURN)	24,500	8,167	7,805	24,250	32%	32%
10 HSC/UNM INTERNAL TRANSFERS	(2,195)	(732)	(2,246)	(5,578)	102%	40%
11 MILL LEVY	0	0	0	0	N/A	N/A
12 OTHER REVENUES	33,789	11,263	11,775	32,502	35%	36%
13 CONTRACT AND GRANT REVENUES	144,110	48,037	45,897	142,683	32%	32%
<b>TOTAL REVENUES</b>	<b>628,579</b>	<b>212,151</b>	<b>203,052</b>	<b>606,044</b>	<b>32%</b>	<b>34%</b>
14 TOTAL COMPENSATION EXPENSES	398,470	132,823	129,410	368,308	32%	35%
15 SUPPLIES/MEDICAL SUPPLIES	13,935	4,645	3,819	13,441	27%	28%
16 UNIVERSITY CLINICIANS PROGRAM	0	0	0	0	N/A	N/A
17 HOUSESTAFF	0	0	0	0	N/A	N/A
18 TRAVEL	5,131	1,710	1,379	5,080	27%	27%
19 STUDENT COSTS	3,341	1,114	1,327	3,024	40%	44%
20 PATIENT CARE COSTS	1,389	463	300	1,282	22%	23%
21 TELEPHONE/COMMUNICATION COSTS	2,316	772	765	2,277	33%	34%
22 PURCHASED SERVICES	38,162	12,721	9,548	35,628	25%	27%
23 OTHER MEDICAL SERVICES	0	0	0	0	N/A	N/A
24 SUB AWARDS/SERVICE CONTRACTS	1,470	490	173	1,399	12%	12%
25 O&M & LEASES	8,540	2,847	2,886	7,208	34%	40%
26 UTILITIES	5,245	1,748	1,732	5,292	33%	33%
27 DEPRECIATION	0	0	0	0	N/A	N/A
28 INTEREST EXPENSE	2,399	800	800	2,284	33%	35%
29 OTHER EXPENSES	6,344	2,115	1,094	2,637	17%	41%
30 CONTRACT AND GRANT EXPENSES	135,307	45,102	43,092	133,967	32%	32%
<b>TOTAL EXPENSES</b>	<b>622,049</b>	<b>207,350</b>	<b>196,325</b>	<b>581,827</b>	<b>32%</b>	<b>34%</b>
<b>OPERATING NET MARGIN</b>	<b>6,530</b>	<b>4,801</b>	<b>6,727</b>	<b>24,217</b>		
<b>NON-RECURRING ITEMS</b>						
31 CAPITAL EXPENDITURES	1,850	617	1,115	1,620	60%	69%
32 MEANINGFUL USE REVENUE	0	0	0	0	N/A	N/A
33 RETURN ON INVESTMENT - TRIWEST	0	0	0	0	N/A	N/A
34 USE OF UNMMG RESERVES	0	0	0	0	N/A	N/A
35 RECRUITMENT/STARTUP/SCHOLARSHIPS	957	319	297	1,870	31%	16%
36 NON-RECURRING TRANSFERS	2,983	994	2,337	9,977	78%	23%
<b>TOTAL NON-RECURRING ITEMS</b>	<b>5,790</b>	<b>1,930</b>	<b>3,749</b>	<b>13,467</b>	<b>65%</b>	<b>28%</b>
<b>NET INCOME/(USE OF RESERVES)</b>	<b>740</b>	<b>2,871</b>	<b>2,978</b>	<b>10,750</b>		



**UNIVERSITY OF NEW MEXICO HEALTH SCIENCES CENTER - UNM Hospitals Only**  
**2016 Fiscal Year-to-Date Summary through October 31, 2015 (Preliminary and Unaudited)**  
(In thousands)

Clinical Operations

	UNM Hospitals FY 2016 Re-Forecasted Budget 10/31/2015	UNM Hospitals FY 2016 Re-Forecasted YTD Budget 10/31/2015	UNM Hospitals FY 2016 YTD 10/31/2015 Actual	UNM Hospitals FY 2015 Year End Actual	UNM Hospitals FY 2016 YTD Actual to FY 2016 Re-Forecasted Budget Benchmark Rate (33%)	UNM Hospitals FY 2016 YTD Actual to FY 2015 Year End Actual Benchmark Rate (33%)
1 UNM MEDICAL GROUP REVENUES	0	0	0	0	N/A	N/A
2 UNM HOSPITALS REVENUES	892,825	297,608	300,602	911,756	34%	33%
3 SRMC REVENUES	0	0	0	0	N/A	N/A
4 TUITION AND FEES	0	0	0	0	N/A	N/A
5 CIGARETTE TAX APPROPRIATIONS	0	0	0	0	N/A	N/A
6 RPSF APPROPRIATIONS	13,117	4,372	4,372	13,117	33%	33%
7 I&G APPROPRIATIONS	0	0	0	0	N/A	N/A
8 I&G MAIN CAMPUS TRANSFERS	0	0	0	0	N/A	N/A
9 F&A REVENUES (OH RETURN)	0	0	0	0	N/A	N/A
10 HSC/UNM INTERNAL TRANSFERS	0	0	0	0	N/A	N/A
11 MILL LEVY	93,617	31,206	31,072	93,249	33%	33%
12 OTHER REVENUES	28,206	9,402	10,124	28,172	36%	36%
13 CONTRACT AND GRANT REVENUES	2,851	950	925	3,576	32%	26%
<b>TOTAL REVENUES</b>	<b>1,030,616</b>	<b>343,539</b>	<b>347,095</b>	<b>1,049,870</b>	<b>34%</b>	<b>33%</b>
14 TOTAL COMPENSATION EXPENSES	479,870	159,957	153,600	430,998	32%	36%
15 SUPPLIES/MEDICAL SUPPLIES	163,146	54,382	54,984	149,878	34%	37%
16 UNIVERSITY CLINICIANS PROGRAM	79,983	26,661	26,627	70,757	33%	38%
17 HOUSESTAFF	29,224	9,741	9,949	27,459	34%	36%
18 TRAVEL	694	231	237	652	34%	36%
19 STUDENT COSTS	0	0	0	0	N/A	N/A
20 PATIENT CARE COSTS	38,000	12,667	12,043	36,148	32%	33%
21 TELEPHONE/COMMUNICATION COSTS	4,722	1,574	1,289	3,768	27%	34%
22 PURCHASED SERVICES	53,738	17,913	16,921	48,939	31%	35%
23 OTHER MEDICAL SERVICES	37,915	12,638	13,634	36,867	36%	37%
24 SUB AWARDS/SERVICE CONTRACTS	10,920	3,640	3,477	9,927	32%	35%
25 O&M & LEASES	20,109	6,703	6,243	17,824	31%	35%
26 UTILITIES	7,651	2,550	2,732	6,670	36%	41%
27 DEPRECIATION	33,538	11,179	10,717	33,706	32%	32%
28 INTEREST EXPENSE	3,201	1,067	1,067	6,868	33%	16%
29 OTHER EXPENSES	38,417	12,806	12,198	33,997	32%	36%
30 CONTRACT AND GRANT EXPENSES	0	0	0	0	N/A	N/A
<b>TOTAL EXPENSES</b>	<b>1,001,128</b>	<b>333,709</b>	<b>325,718</b>	<b>914,458</b>	<b>33%</b>	<b>36%</b>
<b>OPERATING NET MARGIN</b>	<b>29,488</b>	<b>9,829</b>	<b>21,377</b>	<b>135,412</b>		
<b>NON-RECURRING ITEMS</b>						
31 CAPITAL EXPENDITURES	29,025	9,675	20,537	128,982	71%	16%
32 MEANINGFUL USE REVENUE	0	0	0	0	N/A	N/A
33 RETURN ON INVESTMENT - TRIWEST	0	0	0	(14,172)	N/A	0%
34 USE OF UNMMG RESERVES	0	0	0	0	N/A	N/A
35 RECRUITMENT/STARTUP/SCHOLARSHIPS	0	0	0	0	N/A	N/A
36 NON-RECURRING TRANSFERS	0	0	0	0	N/A	N/A
<b>TOTAL NON-RECURRING ITEMS</b>	<b>29,025</b>	<b>9,675</b>	<b>20,537</b>	<b>114,810</b>	<b>71%</b>	<b>18%</b>
<b>NET INCOME/(USE OF RESERVES)</b>	<b>463</b>	<b>154</b>	<b>840</b>	<b>20,602</b>		



**UNIVERSITY OF NEW MEXICO HEALTH SCIENCES CENTER - UNMMG Only**  
**2016 Fiscal Year-to-Date Summary through October 31, 2015 (Preliminary and Unaudited)**  
(In thousands)

Clinical Operations

	UNMMG FY 2016 Re-Forecasted Budget 10/31/2015	UNMMG FY 2016 Re-Forecasted YTD Budget 10/31/2015	UNMMG FY 2016 YTD 10/31/2015 Actual	UNMMG FY 2015 Year End Actual	UNMMG FY 2016 YTD Actual to FY 2016 Re-Forecasted Budget Benchmark Rate (33%)	UNMMG FY 2016 YTD Actual to FY 2015 Year End Actual Benchmark Rate (33%)
1 UNM MEDICAL GROUP REVENUES	200,318	66,773	60,799	189,966	30%	32%
2 UNM HOSPITALS REVENUES	0	0	0	0	N/A	N/A
3 SRMC REVENUES	0	0	0	0	N/A	N/A
4 TUITION AND FEES	0	0	0	0	N/A	N/A
5 CIGARETTE TAX APPROPRIATIONS	0	0	0	0	N/A	N/A
6 RPSF APPROPRIATIONS	1,265	422	422	813	33%	52%
7 I&G APPROPRIATIONS	0	0	0	0	N/A	N/A
8 I&G MAIN CAMPUS TRANSFERS	0	0	0	0	N/A	N/A
9 F&A REVENUES (OH RETURN)	0	0	0	0	N/A	N/A
10 HSC/UNM INTERNAL TRANSFERS	0	0	0	0	N/A	N/A
11 MILL LEVY	0	0	0	0	N/A	N/A
12 OTHER REVENUES	9,102	3,034	3,137	10,513	34%	30%
13 CONTRACT AND GRANT REVENUES	0	0	0	0	N/A	N/A
<b>TOTAL REVENUES</b>	<b>210,685</b>	<b>70,228</b>	<b>64,358</b>	<b>201,292</b>	<b>31%</b>	<b>32%</b>
14 TOTAL COMPENSATION EXPENSES	20,392	6,797	6,042	17,473	30%	35%
15 SUPPLIES/MEDICAL SUPPLIES	0	0	0	0	N/A	N/A
16 UNIVERSITY CLINICIANS PROGRAM	0	0	0	0	N/A	N/A
17 HOUSESTAFF	0	0	0	0	N/A	N/A
18 TRAVEL	0	0	0	0	N/A	N/A
19 STUDENT COSTS	0	0	0	0	N/A	N/A
20 PATIENT CARE COSTS	30,497	10,166	9,072	24,266	30%	37%
21 TELEPHONE/COMMUNICATION COSTS	0	0	0	0	N/A	N/A
22 PURCHASED SERVICES	148,240	49,413	48,387	144,340	33%	34%
23 OTHER MEDICAL SERVICES	0	0	0	0	N/A	N/A
24 SUB AWARDS/SERVICE CONTRACTS	0	0	0	0	N/A	N/A
25 O&M & LEASES	544	181	177	485	33%	36%
26 UTILITIES	0	0	0	0	N/A	N/A
27 DEPRECIATION	390	130	159	419	41%	38%
28 INTEREST EXPENSE	0	0	0	0	N/A	N/A
29 OTHER EXPENSES	7,323	2,441	2,024	6,426	28%	31%
30 CONTRACT AND GRANT EXPENSES	0	0	0	0	N/A	N/A
<b>TOTAL EXPENSES</b>	<b>207,386</b>	<b>69,129</b>	<b>65,861</b>	<b>193,409</b>	<b>32%</b>	<b>34%</b>
<b>OPERATING NET MARGIN</b>	<b>3,299</b>	<b>1,100</b>	<b>(1,503)</b>	<b>7,883</b>		
<b>NON-RECURRING ITEMS</b>						
31 CAPITAL EXPENDITURES	0	0	0	0	N/A	N/A
32 MEANINGFUL USE REVENUE	(100)	(33)	0	(55)	0%	0%
33 RETURN ON INVESTMENT - TRIWEST	0	0	0	0	N/A	N/A
34 USE OF UNMMG RESERVES	2,500	833	216	6,829	9%	3%
35 RECRUITMENT/STARTUP/SCHOLARSHIPS	0	0	0	0	N/A	N/A
36 NON-RECURRING TRANSFERS	0	0	0	0	N/A	N/A
<b>TOTAL NON-RECURRING ITEMS</b>	<b>2,400</b>	<b>800</b>	<b>216</b>	<b>6,774</b>	<b>9%</b>	<b>3%</b>
<b>NET INCOME/(USE OF RESERVES)</b>	<b>899</b>	<b>300</b>	<b>(1,719)</b>	<b>1,109</b>		



**UNIVERSITY OF NEW MEXICO HEALTH SCIENCES CENTER - SRMC Only**  
**2016 Fiscal Year-to-Date Summary through October 31, 2015 (Preliminary and Unaudited)**  
(In thousands)

Clinical Operations

	SRMC FY 2016 Re-Forecasted Budget 10/31/2015	SRMC FY 2016 Re-Forecasted YTD Budget 10/31/2015	SRMC FY 2016 YTD 10/31/2015 Actual	SRMC FY 2015 Year End Actual	SRMC FY 2016 YTD Actual to FY 2016 Re-Forecasted Budget Benchmark Rate (33%)	SRMC FY 2016 YTD Actual to FY 2015 Year End Actual Benchmark Rate (33%)
1 UNM MEDICAL GROUP REVENUES	0	0	0	0	N/A	N/A
2 UNM HOSPITALS REVENUES	0	0	0	0	N/A	N/A
3 SRMC REVENUES	79,351	26,450	25,524	74,755	32%	34%
4 TUITION AND FEES	0	0	0	0	N/A	N/A
5 CIGARETTE TAX APPROPRIATIONS	0	0	0	0	N/A	N/A
6 RPSAP APPROPRIATIONS	0	0	0	0	N/A	N/A
7 I&G APPROPRIATIONS	0	0	0	0	N/A	N/A
8 I&G MAIN CAMPUS TRANSFERS	0	0	0	0	N/A	N/A
9 F&A REVENUES (OH RETURN)	0	0	0	0	N/A	N/A
10 HSC/UNM INTERNAL TRANSFERS	0	0	0	0	N/A	N/A
11 MILL LEVY	6,117	2,039	2,039	6,081	33%	34%
12 OTHER REVENUES	468	156	163	468	35%	35%
13 CONTRACT AND GRANT REVENUES	0	0	0	59	N/A	0%
<b>TOTAL REVENUES</b>	<b>85,936</b>	<b>28,645</b>	<b>27,726</b>	<b>81,363</b>	<b>32%</b>	<b>34%</b>
14 TOTAL COMPENSATION EXPENSES	37,257	12,419	12,712	34,376	34%	37%
15 SUPPLIES/MEDICAL SUPPLIES	16,309	5,436	5,782	15,098	35%	38%
16 UNIVERSITY CLINICIANS PROGRAM	517	172	216	324	42%	67%
17 HOUSESTAFF	207	69	64	246	31%	26%
18 TRAVEL	37	12	14	33	38%	42%
19 STUDENT COSTS	0	0	0	0	N/A	N/A
20 PATIENT CARE COSTS	6,370	2,123	1,747	4,342	27%	40%
21 TELEPHONE/COMMUNICATION COSTS	113	38	39	94	35%	41%
22 PURCHASED SERVICES	3,487	1,162	740	3,718	21%	20%
23 OTHER MEDICAL SERVICES	1,714	571	276	864	16%	32%
24 SUB AWARDS/SERVICE CONTRACTS	2,241	747	540	1,581	24%	34%
25 O&M & LEASES	1,037	346	279	935	27%	30%
26 UTILITIES	968	323	308	830	32%	37%
27 DEPRECIATION	8,488	2,829	2,905	9,621	34%	30%
28 INTEREST EXPENSE	3,939	1,313	1,313	4,013	33%	33%
29 OTHER EXPENSES	3,064	1,021	914	2,627	30%	35%
30 CONTRACT AND GRANT EXPENSES	0	0	0	0	N/A	N/A
<b>TOTAL EXPENSES</b>	<b>85,748</b>	<b>28,583</b>	<b>27,849</b>	<b>78,702</b>	<b>32%</b>	<b>35%</b>
<b>OPERATING NET MARGIN</b>	<b>188</b>	<b>63</b>	<b>(123)</b>	<b>2,661</b>		
<b>NON-RECURRING ITEMS</b>						
31 CAPITAL EXPENDITURES	0	0	0	0	N/A	N/A
32 MEANINGFUL USE REVENUE	0	0	0	0	N/A	N/A
33 RETURN ON INVESTMENT - TRIWEST	0	0	0	0	N/A	N/A
34 USE OF UNMMG RESERVES	0	0	0	0	N/A	N/A
35 RECRUITMENT/STARTUP/SCHOLARSHIPS	0	0	0	0	N/A	N/A
36 NON-RECURRING TRANSFERS	0	0	0	0	N/A	N/A
<b>TOTAL NON-RECURRING ITEMS</b>	<b>0</b>	<b>0</b>	<b>0</b>	<b>0</b>	<b>N/A</b>	<b>N/A</b>
<b>NET INCOME/(USE OF RESERVES)</b>	<b>188</b>	<b>63</b>	<b>(123)</b>	<b>2,661</b>		





**UNIVERSITY OF NEW MEXICO HEALTH SCIENCES CENTER - Consolidated HSC**  
**2016 Fiscal Year-to-Date Summary through October 31, 2015 (Preliminary and Unaudited)**  
(In thousands)

\* INCLUDES INTERCOMPANY ELIMINATIONS

Clinical and Academic Operations

	Consolidated HSC FY 2016 Re-Forecasted Budget 10/31/2015	Consolidated HSC FY 2016 Re-Forecasted YTD Budget 10/31/2015	Consolidated HSC FY 2016 YTD 10/31/2015 Actual	Consolidated HSC FY 2015 Year End Actual	Consolidated HSC FY 2016 YTD Actual to FY 2016 Re-Forecasted Budget Benchmark Rate (33%)	Consolidated HSC FY 2016 YTD Actual to FY 2015 Year End Actual Benchmark Rate (33%)
1 UNM MEDICAL GROUP REVENUES *	200,318	66,773	60,800	189,966	30%	32%
2 UNM HOSPITALS REVENUES *	895,456	298,485	301,163	914,420	34%	33%
3 SRMC REVENUES *	79,351	26,450	25,524	74,755	32%	34%
4 TUITION AND FEES	15,745	7,873	7,550	15,811	48%	48%
5 CIGARETTE TAX APPROPRIATIONS	3,899	1,300	1,353	3,824	35%	35%
6 RPSAP APPROPRIATIONS	34,914	11,638	11,805	33,620	34%	35%
7 I&G APPROPRIATIONS	64,455	21,485	21,485	64,907	33%	33%
8 I&G MAIN CAMPUS TRANSFERS	20,406	6,802	6,802	19,900	33%	34%
9 F&A REVENUES (OH RETURN)	24,500	8,167	7,805	24,250	32%	32%
10 HSC/UNM INTERNAL TRANSFERS	(2,195)	(732)	(2,246)	(5,578)	102%	40%
11 MILL LEVY	99,734	33,245	33,111	99,330	33%	33%
12 OTHER REVENUES *	52,157	17,386	18,390	54,801	35%	34%
13 CONTRACT AND GRANT REVENUES	146,961	48,987	46,822	146,318	32%	32%
<b>TOTAL REVENUES</b>	<b>1,635,701</b>	<b>547,858</b>	<b>540,364</b>	<b>1,636,324</b>	<b>33%</b>	<b>33%</b>
14 TOTAL COMPENSATION EXPENSES *	635,872	211,957	206,376	567,656	32%	36%
15 SUPPLIES/MEDICAL SUPPLIES	193,390	64,463	64,585	178,187	33%	36%
16 UNIVERSITY CLINICIANS PROGRAM	80,500	26,833	26,843	71,081	33%	38%
17 HOUSESTAFF	29,431	9,810	10,013	27,705	34%	36%
18 TRAVEL	5,862	1,954	1,630	5,765	28%	28%
19 STUDENT COSTS	3,341	1,114	1,327	3,024	40%	44%
20 PATIENT CARE COSTS	76,256	25,419	23,162	66,038	30%	35%
21 TELEPHONE/COMMUNICATION COSTS	7,151	2,384	2,093	6,139	29%	34%
22 PURCHASED SERVICES *	223,629	74,543	69,117	213,964	31%	32%
23 OTHER MEDICAL SERVICES	39,629	13,210	13,910	37,731	35%	37%
24 SUB AWARDS/SERVICE CONTRACTS	14,631	4,877	4,190	12,907	29%	32%
25 O&M & LEASES	30,230	10,077	9,585	26,598	32%	36%
26 UTILITIES	13,864	4,621	4,772	12,792	34%	37%
27 DEPRECIATION	42,416	14,139	13,781	43,746	32%	32%
28 INTEREST EXPENSE	9,539	3,180	3,180	13,165	33%	24%
29 OTHER EXPENSES	55,148	18,383	16,230	45,686	29%	36%
30 CONTRACT AND GRANT EXPENSES	135,307	45,102	43,092	133,967	32%	32%
<b>TOTAL EXPENSES</b>	<b>1,596,196</b>	<b>532,065</b>	<b>513,886</b>	<b>1,466,151</b>	<b>32%</b>	<b>35%</b>
<b>OPERATING NET MARGIN</b>	<b>39,505</b>	<b>15,792</b>	<b>26,478</b>	<b>170,173</b>		
<b>NON-RECURRING ITEMS</b>						
31 CAPITAL EXPENDITURES	30,876	10,292	21,652	130,602	70%	17%
32 MEANINGFUL USE REVENUE	(100)	(33)	0	(55)	0%	0%
33 RETURN ON INVESTMENT - TRIWEST	0	0	0	(14,172)	N/A	0%
34 USE OF UNMMG RESERVES	2,500	833	216	6,829	9%	3%
35 RECRUITMENT/STARTUP/SCHOLARSHIPS	957	319	297	1,870	31%	16%
36 NON-RECURRING TRANSFERS	2,983	994	2,337	9,977	78%	23%
<b>TOTAL NON-RECURRING ITEMS</b>	<b>37,216</b>	<b>12,405</b>	<b>24,502</b>	<b>135,051</b>	<b>66%</b>	<b>18%</b>
<b>NET INCOME/(USE OF RESERVES)</b>	<b>2,289</b>	<b>3,387</b>	<b>1,976</b>	<b>35,122</b>		



**UNIVERSITY OF NEW MEXICO HEALTH SCIENCES CENTER - Consolidated HSC**  
**2016 Fiscal Year-to-Date Summary through October 31, 2015 (Preliminary and Unaudited)**  
(In thousands)  
**DOES NOT INCLUDE INTERCOMPANY ELIMINATIONS**

Clinical and Academic Operations

	Consolidated HSC FY 2016 Re-Forecasted Budget 10/31/2015	Consolidated HSC FY 2016 Re-Forecasted YTD Budget 10/31/2015	Consolidated HSC FY 2016 YTD 10/31/2015 Actual	Consolidated HSC FY 2015 Year End Actual	Consolidated HSC FY 2016 YTD Actual to FY 2016 Re-Forecasted Budget Benchmark Rate (33%)	Consolidated HSC FY 2016 YTD Actual to FY 2015 Year End Actual Benchmark Rate (33%)
1 UNM MEDICAL GROUP REVENUES	330,968	110,323	101,228	315,591	31%	32%
2 UNM HOSPITALS REVENUES	1,044,555	348,185	348,923	1,054,507	33%	33%
3 SRMC REVENUES	100,309	33,436	32,394	94,434	32%	34%
4 TUITION AND FEES	15,745	7,873	7,550	15,811	48%	48%
5 CIGARETTE TAX APPROPRIATIONS	3,899	1,300	1,353	3,824	35%	35%
6 RPSAP APPROPRIATIONS	34,914	11,638	11,805	33,620	34%	35%
7 I&G APPROPRIATIONS	64,455	21,485	21,485	64,907	33%	33%
8 I&G MAIN CAMPUS TRANSFERS	20,406	6,802	6,802	19,900	33%	34%
9 F&A REVENUES (OH RETURN)	24,500	8,167	7,805	24,250	32%	32%
10 HSC/UNM INTERNAL TRANSFERS	(2,195)	(732)	(2,246)	(5,578)	102%	40%
11 MILL LEVY	99,734	33,245	33,111	99,330	33%	33%
12 OTHER REVENUES	71,565	23,855	25,199	71,655	35%	35%
13 CONTRACT AND GRANT REVENUES	146,961	48,987	46,822	146,318	32%	32%
<b>TOTAL REVENUES</b>	<b>1,955,816</b>	<b>654,563</b>	<b>642,231</b>	<b>1,938,569</b>	<b>33%</b>	<b>33%</b>
14 TOTAL COMPENSATION EXPENSES	935,989	311,996	301,764	851,155	32%	35%
15 SUPPLIES/MEDICAL SUPPLIES	193,390	64,463	64,585	178,417	33%	36%
16 UNIVERSITY CLINICIANS PROGRAM	80,500	26,833	26,843	71,081	33%	38%
17 HOUSESTAFF	29,431	9,810	10,013	27,705	34%	36%
18 TRAVEL	5,862	1,954	1,630	5,765	28%	28%
19 STUDENT COSTS	3,341	1,114	1,327	3,024	40%	44%
20 PATIENT CARE COSTS	76,256	25,419	23,162	66,038	30%	35%
21 TELEPHONE/COMMUNICATION COSTS	7,151	2,384	2,093	6,139	29%	34%
22 PURCHASED SERVICES	243,627	81,209	75,596	232,625	31%	32%
23 OTHER MEDICAL SERVICES	39,629	13,210	13,910	37,731	35%	37%
24 SUB AWARDS/SERVICE CONTRACTS	14,631	4,877	4,190	12,907	29%	32%
25 O&M & LEASES	30,230	10,077	9,585	26,452	32%	36%
26 UTILITIES	13,864	4,621	4,772	12,792	34%	37%
27 DEPRECIATION	42,416	14,139	13,781	43,746	32%	32%
28 INTEREST EXPENSE	9,539	3,180	3,180	13,165	33%	24%
29 OTHER EXPENSES	55,148	18,383	16,230	45,687	29%	36%
30 CONTRACT AND GRANT EXPENSES	135,307	45,103	43,092	133,967	32%	32%
<b>TOTAL EXPENSES</b>	<b>1,916,311</b>	<b>638,771</b>	<b>615,753</b>	<b>1,768,396</b>	<b>32%</b>	<b>35%</b>
<b>OPERATING NET MARGIN</b>	<b>39,505</b>	<b>15,792</b>	<b>26,478</b>	<b>170,173</b>		
<b>NON-RECURRING ITEMS</b>						
31 CAPITAL EXPENDITURES	30,876	10,292	21,652	130,602	70%	17%
32 MEANINGFUL USE REVENUE	(100)	(33)	0	(55)	0%	0%
33 RETURN ON INVESTMENT - TRIWEST	0	0	0	(14,172)	N/A	0%
34 USE OF UNMMG RESERVES	2,500	833	216	6,829	9%	3%
35 RECRUITMENT/STARTUP/SCHOLARSHIPS	957	319	297	1,870	31%	16%
36 NON-RECURRING TRANSFERS	2,983	994	2,337	9,977	78%	23%
<b>TOTAL NON-RECURRING ITEMS</b>	<b>37,216</b>	<b>12,405</b>	<b>24,502</b>	<b>135,051</b>	<b>66%</b>	<b>18%</b>
<b>NET INCOME/(USE OF RESERVES)</b>	<b>2,289</b>	<b>3,387</b>	<b>1,976</b>	<b>35,122</b>		

**GLOSSARY OF REPORT CATEGORIES**

FINANCIAL STATEMENT CATEGORY		UNM	UNMMG	UNM Hospitals	SRMC
1	UNM MEDICAL GROUP REVENUES	Clinical revenue primarily based on Physician or Provider efforts and collection through UNMMG	Net patient services revenue including SCI & UPL from UNMMG Clinical operations	N/A	N/A
2	UNM HOSPITALS REVENUES	Revenue from University Hospital to the School of Medicine	N/A	Hospital facility revenue based on patient billings by UNMH	N/A
3	SRMC REVENUES	Revenue from SRMC to the School of Medicine	N/A	N/A	Hospital facility revenue based on patient billings by SRMC
4	TUITION AND FEES	Tuition & Fees, including tuition differentials	N/A	N/A	N/A
5	CIGARETTE TAX APPROPRIATIONS	Revenues received from the State as a calculated portion of Tax Revenue on the sale of tobacco products for use in Cancer Research	N/A	N/A	N/A
6	RPSP APPROPRIATIONS	Revenue received for current operations made available to UNM by act of NM State Legislature on an annual basis for Research, Public Service and Independent Operations	N/A	Revenue received for current operations made available to UNMH by act of NM State Legislature on an annual basis for Research, Public Service and Independent Operations	N/A
7	I&G APPROPRIATIONS	Revenue received for current operations made available to UNM by act of NM State Legislature on an annual basis for I&G operations	N/A	N/A	N/A
8	I&G MAIN CAMPUS TRANSFERS	Partial transfer of tuition and formula workload generated by Nursing, Pharmacy and SOM	N/A	N/A	N/A
9	F & A REVENUES (OH RETURN)	Revenue from recovery of indirect costs (F&A) incurred by a Contract or Grant also known as overhead return	N/A	N/A	N/A
10	HSC/UNM INTERNAL TRANSFERS	All transfers to/from HSC Unrestricted Funds excluding the I&G Main Campus Transfer and Transfers for Debt Service	N/A	N/A	N/A
11	MILL LEVY	N/A	N/A	Mil levy taxes collected on behalf of the Bernalillo County Treasurer and remitted to UNMH as required by the Hospital Funding Act.	Mil levy taxes collected on behalf of the Sandoval County Treasurer and remitted to SRMC as required by the Hospital Funding Act.
12	OTHER REVENUES	All other Revenues - not contained in any other category - Sales & Services (not Internal Service Center P18 sales), Gains on Sponsored Projects, Gifts, Endowment Spending Distributions, Investment Income, etc.	Other operating revenues and revenue received from UNM Hospitals to cover SRMC physician costs.	All other revenues not contained in any other category: Investment income, equity loss in Tricare, donated revenue, gain/loss on sale of assets, food, nutrition, catering & vending revenue, medical records revenue, rent revenue, all other non-operating revenue	All other revenues not contained in any other category: Investment income, donated revenue, gain/loss on sale of assets, food, nutrition, catering & vending revenue, medical records revenue, rent revenue, all other non-operating revenue
13	CONTRACT AND GRANT REVENUES	All Restricted Funds Revenue and Unrestricted Contract Revenue for example VA contracts	N/A	Revenue associated with restricted and unrestricted contracts and grants	N/A
14	TOTAL COMPENSATION EXPENSES	Salary, wages & benefits	Salaries and benefits considered to be operating and certain clinical expenses of UNMMG	Salary, wages & benefits	Salary, wages & benefits

**GLOSSARY OF REPORT CATEGORIES**

FINANCIAL STATEMENT CATEGORY		UNM	UNMMG	UNM Hospitals	SRMC
15	SUPPLIES/MEDICAL SUPPLIES	Office supplies, computer supplies, dues & memberships, postage charges, recruitment expenses, non capital equipment, computers, food, lab supplies, uniforms, training materials, etc.	N/A	Medical supplies for: lab, radiology, blood, pharmaceuticals, biologics, implantable devices, office supplies, computer supplies, photocopy expense, forms, linen, food, uniforms, and training materials.	Medical supplies for: lab, radiology, blood, pharmaceuticals, biologics, implantable devices, office supplies, computer supplies, photocopy expense, forms, linen, food, uniforms, and training materials.
16	UNIVERSITY CLINICIANS PROGRAM	N/A	N/A	Special clinician program to support SOM	Special clinician program to support SOM
17	HOUSESTAFF	N/A	N/A	Reimbursement of patient care services provided by residents who are employed by SOM.	Reimbursement of patient care services provided by SOM through UNMMG.
18	TRAVEL	Travel - in state, out of state, foreign, business meals, rental vehicles, new employee moving expenses, vehicle fuel etc.	N/A	Travel - in state, out of state, business meals, rental vehicles, flights, ground transportation, vehicle fuel etc.	Travel - in state, out of state, business meals, rental vehicles, flights, ground transportation, vehicle fuel etc.
19	STUDENT COSTS	Student tuition/fee expense, student travel, scholarships/fellowships, housing, insurance for students, student awards, etc.	N/A	N/A	N/A
20	PATIENT CARE COSTS	Patient Care costs for inpatient, outpatient care & lab, pharmacy and x-ray services for patients	Patient Care costs for inpatient, outpatient care & lab, pharmacy and x-ray services for patients	Patient Care costs for inpatient, outpatient care including Tricore laboratory expense, OR instruments, NM Insurance pool premiums, kidney acquisition, step down care (snf) for IV dependent patients, radiation oncology and patient assistance	Patient Care costs for inpatient, outpatient care including Tricore laboratory expense, OR instruments, NM Insurance pool premiums, kidney acquisition, step down care (snf) for IV dependent patients, radiation oncology and patient assistance
21	TELEPHONE/COMMUNICATION COSTS	Telephone, voicemail, cellular, long distance, paging and data networking charges	N/A	Telephone, voicemail, cellular, long distance, paging and data networking charges	Telephone, voicemail, cellular, long distance, paging and data networking charges
22	PURCHASED SERVICES	Alarm fees, internet fees, architectural services, auditing services, printing/copying/binding fees, conference/event fees, honoraria, insurance charges (general liability, professional liability), legal services, electronic journals & books, consultant fees, etc.	Includes payment to UNM SOM for physician and other provider services	Recruitment, professional, legal, auditing, consulting fees, promotional/graphics, IT Hosting Center, Siemens and PACS, safety and risk services, equifax, laundry, malpractice and liability insurance, etc.	Recruitment, professional, legal, auditing, consulting fees, promotional/graphics, IT Hosting Center, Siemens and PACS, safety and risk services, equifax, laundry, malpractice and liability insurance, etc.
23	OTHER MEDICAL SERVICES	N/A	N/A	Pathology contract, physician services, Executive Medical Directors, Medical Directors, dialysis services for UNM Care patients, OMI MOU, Adult Infusion net	Physician services
24	SUB AWARDS/SERVICE CONTRACTS	Unrestricted Sub Awards, Gain/Loss on Unrestricted Projects	N/A	All service contracts	All service contracts
25	O&M & LEASES	Plant maintenance and repairs, equipment repairs and maintenance, property insurance, auto insurance, facility rent expense	Building maintenance and repairs, equipment repairs and maintenance, repair parts, equipment rent, property insurance, auto insurance, facility rent expense, and housekeeping supplies	Building maintenance and repairs, equipment repairs and maintenance, repair parts, equipment rent, property insurance, auto insurance, facility rent expense, and housekeeping supplies	Building maintenance and repairs, equipment repairs and maintenance, repair parts, equipment rent, property insurance, auto insurance, facility rent expense, and housekeeping supplies
26	UTILITIES	Natural gas, electricity, steam, sewer, water, chilled water	N/A	Natural gas, electricity, steam, sewer, water, chilled water	Natural gas, electricity, steam, sewer, water, chilled water

**GLOSSARY OF REPORT CATEGORIES**

FINANCIAL STATEMENT CATEGORY		UNM	UNMMG	UNM Hospitals	SRMC
27	DEPRECIATION	N/A	The annual amortization for the furniture and equipment.	The annual amortization for the capital outlay associated with building, building improvement, fixed and moveable equipment which is based on the estimated useful lives of the assets as determined by the AHA "Estimated useful lives of Depreciable Hospital Assets".	The annual amortization for the capital outlay associated with building, building improvement, fixed and moveable equipment which is based on the estimated useful lives of the assets as determined by the AHA "Estimated useful lives of Depreciable Hospital Assets".
28	INTEREST EXPENSE	Transfers to cover debt service	N/A	Interest expense associated with the series 2004 FHA Insured Hospital Mortgage Revenue Bonds.	SRMC receives subsidy payments related to interest payments under the federal Build America Bond program. Under the program SRMC applies for subsidy funds commensurate with each bond payment, so the application for the subsidy is made semiannually. Also includes interest expense on the Series A & B Bonds.
29	OTHER EXPENSES	Banking fees, cost of goods sold, research costs, royalties, bad debt expense, other operating costs, Banner tax, etc.	Billings & collections expenses and other operating expenses of UNMMG	Programming, application, software and maintenance expenses, non capital equipment (less than \$5k), signs, dues & memberships, freight, postage, subscriptions, licenses/permits, Gap Tax, Intergovernmental Transfers for the SCI and IME, bond issuance costs, capital initiatives and other non-operating expenses.	Programming, application, software and maintenance expenses, non capital equipment (less than \$5k), signs, dues & memberships, freight, postage, subscriptions, licenses/permits, Gap Tax, Intergovernmental Transfers for the SCI and IME, bond issuance costs, capital initiatives and other non-operating expenses.
30	CONTRACT AND GRANT EXPENSES	All Restricted Funds Expense and Unrestricted Contract Expense for example VA contracts	N/A	N/A	N/A
31	CAPITAL EXPENDITURES	Equipment/furniture >\$5,000, Computer hardware, library acquisitions, etc.	N/A	This is capital initiatives in the case of UNM Hospitals.	N/A
32	MEANINGFUL USE REVENUE	N/A	Medicare and Medicaid programs provide incentive payments for hospital and physicians that make meaningful use of certified electronic health record technology.	Medicare and Medicaid programs provide incentive payments for hospital and physicians that make meaningful use of certified electronic health record technology.	N/A
33	RETURN ON INVESTMENT - TRIWEST	NA	NA	Dividend payments from investment in TriWest	NA
34	USE OF UNMMG RESERVES	N/A	To fund and support the mission of the Health Sciences Center.	N/A	N/A
35	RECRUITMENT/STARTUP/SCHOLARSHIPS	Chair and Startup Packages, Dean's Scholars/Professorships, and Recruitment Costs	N/A	N/A	N/A
36	NON-RECURRING TRANSFERS	Transfers from current unrestricted funds to plant funds or any other non-recurring transfers	N/A	N/A	N/A



**UNIVERSITY OF NEW MEXICO HEALTH SCIENCES CENTER**  
**Balance Sheet for the Health Sciences Center**  
**2016 Fiscal Year as of October 31, 2015 (Preliminary and Unaudited)**  
(In thousands)

	University HSC	UNM Hospitals	UNMMG	SRMC
<b>ASSETS</b>				
1 Cash and cash equivalents	8,677	112,822	16,198	11,650
2 Marketable securities	13,015	34,576	-	-
Receivables:		-		
3 Patient, net	999	139,443	27,040	12,100
4 Receivable from Affiliates	88,002	2,722	10,917	123
5 Estimated third party payor settlements	-	22,666	-	1,403
6 County Treasurer	-	29,924	-	1,959
7 Contracts, Grants and Other	15,873	3,596	-	655
8 Other	8,527	19,816	925	3,308
Total Current Assets	<u>135,093</u>	<u>365,565</u>	<u>55,080</u>	<u>31,198</u>
Assets whose use is limited:				
9 Held by trustee for debt service & other	-	20,238	-	10,745
10 By UNM Hospital Board of Trustees	230,273	21,265	-	-
11 Board and Other Dedicated Assets	46,855	-	21,421	-
12 Endowments	104,021	-	-	-
13 Capital Assets, net of depreciation	265,292	237,775	3,689	119,165
<b>TOTAL ASSETS</b>	<b><u>781,534</u></b>	<b><u>644,843</u></b>	<b><u>80,190</u></b>	<b><u>161,108</u></b>
<b>LIABILITIES</b>				
14 Accounts Payable	11,548	48,166	7,066	4,636
15 Other accrued liabilities	35,231	37,475	-	2,621
16 Payable to Affiliates	1,260	72,035	27,480	989
17 Bonds payable - current	869	6,035	-	3,455
18 Interest payable bonds	637	1,494	-	1,969
19 Estimated third party payor settlements	-	28,145	-	1,691
20 Bonds payable - non current	16,373	108,965	-	126,755
21 Other liabilities - non current	9,719	14,247	-	-
22 Sponsored Project and Other Deferred Revenue	14,016	-	-	-
<b>TOTAL LIABILITIES</b>	<b><u>89,653</u></b>	<b><u>316,562</u></b>	<b><u>34,546</u></b>	<b><u>142,116</u></b>
<b>NET POSITION</b>				
23 Restricted - expendable grants, bequests and contributions	105,592	15,345	-	78
24 Restricted - trust indenture and debt agreement	-	19,581	21,421	10,745
25 Committed and Dedicated agreements	327,984	-	-	-
26 Discretionary Reserve	10,255	170,580	20,534	8,169
27 Assets invested in Capital, net of related debt	248,050	122,775	3,689	-
<b>TOTAL NET POSITION</b>	<b><u>691,881</u></b>	<b><u>328,281</u></b>	<b><u>45,644</u></b>	<b><u>18,992</u></b>

Note: Under the UNMH Pavilion Mortgage, and the separate Security Agreement, UNMH and UNM Regents granted a security interest in all of UNMH's cash, accounts receivable, and contract rights to the Mortgagee (HUD).



**UNIVERSITY OF NEW MEXICO HEALTH SCIENCES CENTER**  
**Glossary of Report Categories**

**University HSC**

**UNM Hospitals**

**UNMMG**

**SRMC**

**ASSETS**

1	Cash and cash equivalents	Funds on deposit with Financial Institution with UNM. Under the UNMH Pavilion Mortgage, and the separate Security Agreement, UNMH and UNM Regents granted a security interest in all of UNMH's cash, accounts receivable, and contract rights to the Mortgagee (HUD).	Funds on deposit with Financial Institution. Under the UNMH Pavilion Mortgage, and the separate Security Agreement, UNMH and UNM Regents granted a security interest in all of UNMH's cash, accounts receivable, and contract rights to the Mortgagee (HUD).	Funds on deposit with Financial Institution	Funds on deposit with Financial Institution, plus the remaining balance of the \$46m
2	Marketable securities	Funds invested in securities in accordance with UNM Investment policy. Under the UNMH Pavilion Mortgage, and the separate Security Agreement, UNMH and UNM Regents granted a security interest in all of UNMH's cash, accounts receivable, and contract rights to the Mortgagee (HUD).	Funds invested in US Treasury . Under the UNMH Pavilion Mortgage, and the separate Security Agreement, UNMH and UNM Regents granted a security interest in all of UNMH's cash, accounts receivable, and contract rights to the Mortgagee (HUD).	N/A	N/A
3	Patient, net	Pediatric/Newborn Transport Services, net of estimated contractual allowances and estimated bad debt	Patient Receivable after adjustments for discounts and allowances	Patient Receivable for care provided by UNM SOM facility and other practitioners, net of estimated contractual allowances and estimated bad debt	Patient Receivable for facility costs, net of estimated contractual allowances and estimated bad debt
4	Receivable from Affiliates	Related Party Receivables for goods or services provided to UNM Hospitals, UNMMG and SRMC	Related Party Receivable from University HSC and SRMC	Related Party Receivable for negative arbitrage for SRMC	Related Party Receivable from UNMMG and UNMH
5	Estimated third party payor settlements	N/A	Accounts Receivable for IME/GME /DSH	N/A	
6	County Treasurer	N/A	Bernalillo County Mil Levy Receivable	N/A	Sandoval County Mil Levy Receivable
7	Contracts, Grants and Other	Sponsored project receivables and other services invoiced by UNM such as OMI, Resident Physician contracts, etc.	Accounts Receivable from Contracts/UNM MG/Special Billing/Investments	N/A	Other receivable balances. As of year end, a receivable was recorded for the insurance proceeds associated with the damage in the OR due to the flood



**UNIVERSITY OF NEW MEXICO HEALTH SCIENCES CENTER**  
**Glossary of Report Categories**

**University HSC**

**UNM Hospitals**

**UNMMG**

**SRMC**

8 Other

Prepaid contractual obligations, such as library subscription services and maintenance contracts

Prepaid Expense and Inventory

Pharmacy Inventory

Prepaid Expense and Inventory

9 Held by trustee for debt service & other

N/A

Debt/Mortgage reserve funds to include collateral and intangible assets, and total deferred outflows related to pensions

N/A

Funds held in Trustee Accounts, Mortgage reserve funds, bond debt service accounts

10 By UNM Hospital Clinical Operations Board

Funds held by the University for UH capital initiatives. Under the UNMH Pavilion Mortgage, and the separate Security Agreement, UNMH and UNM Regents granted a security interest in all of UNMH's cash, accounts receivable, and contract rights to the Mortgagee (HUD).

Investment in TriWest/Tricare Reference Laboratory. Under the UNMH Pavilion Mortgage, and the separate Security Agreement, UNMH and UNM Regents granted a security interest in all of UNMH's cash, accounts receivable, and contract rights to the Mortgagee (HUD).

N/A

N/A

11 Board and Other Designated Assets

Funds dedicated to UNM Hospitals Capital Initiatives and unexpended plant funds

N/A

Department, SOM Investment in UNMMG and Quality Reserves

The original bond proceeds were used to purchase GNMA's which collateralize the mortgage with Prudential

12 Endowments

Balance of endowed corpus funds generating revenue according to donor intent

N/A

N/A

N/A

13 Capital Assets, net of depreciation

Property, Plant and Equipment

Land, Property, Plant and Equipment

Furniture and Equipment

Land, Property, Plant and Equipment

**LIABILITIES**

14 Accounts Payable

Unpaid balances owed to vendors for goods and services; amounts owed to employees for expense reimbursements

Amount owed to creditors

Unpaid balances owed to vendors for goods and services; accrued payroll and other payroll benefits and taxes

Unpaid balances owed to vendors for goods and services

15 Other accrued liabilities

Payroll withholding liabilities and estimated value of compensated absences

Accrued liabilities to include payroll, compensated benefit, and Incurred but not Recognized (IBNR) State Coverage Insurance

N/A

Accrued liabilities to include payroll, compensated benefits and other payroll benefits and taxes





**UNIVERSITY OF NEW MEXICO HEALTH SCIENCES CENTER**  
**Glossary of Report Categories**

**University HSC**

**UNM Hospitals**

**UNMMG**

**SRMC**

16 Payable to Affiliates	Unpaid balances for services provided by UNM Hospitals, and UNMMG	Unpaid balances for services provided by University HSC	Unpaid balances for services provided by University HSC for purchased services, special arrangements, and indigent distribution	Unpaid balances for services provided by University HSC, UNMMG and UNMH
17 Bonds payable - current	Debt service payment that will be due within the next twelve months	Series 2004 Bonds payable in next year - FHA Insured Hospital Mortgage Revenue Bonds	N/A	Debt service payment that will be due within the next twelve months
18 Interest payable bonds	Interest Payable on outstanding debt	Interest Payable Series 2004 Bonds (FHA Insured Hospital Mortgage Revenue Bonds)	N/A	Interest Payable on Bonds
19 Estimated third party payor settlements	N/A	Medicare/Medicaid Settlements	N/A	Medicare/Medicaid Settlements
20 Bonds payable - non current	Outstanding balance due in the long-term for bond funding	Series Bonds Payable in the long-term (FHA Insured Hospital Mortgage Revenue Bonds)	N/A	Outstanding balance due in the long-term for FHA Insured Hospital Revenue Bonds
21 Other liabilities - non current	Estimated future cost associated with self-funded health insurance plan	Estimated future cost associated with Other Post Employment Benefits (OPEB), bond premiums and Mortgage payable	N/A	The balance of the mortgage payable
22 Sponsored Project and Other Deferred Revenue	Prepaid contract and grant revenue, tuition, and other prepaid student fees	N/A	N/A	N/A
<b>NET POSITION</b>				
23 Restricted - expendable grants, bequests and contributions	Restricted monies used in accordance with donor intent, contracts and bequests	Restricted monies used in accordance with donor intent, contracts and bequests	N/A	Restricted monies used in accordance with donor intent, contracts and bequests
24 Restricted - trust indenture and debt agreement	N/A	Restricted monies for Debt Service, Collateral, and Mortgage Reserve	N/A	Restricted monies for Mortgage reserve, Bond Debt Service
25 Committed and Dedicated agreements	Funds that have been committed for future expenditures. Dedicated funds have a clear focused purpose with for specific use.	N/A	Department, SOM Investment in UNMMG and Quality Fund Balances	N/A



**UNIVERSITY OF NEW MEXICO HEALTH SCIENCES CENTER**  
**Glossary of Report Categories**

	<b>University HSC</b>	<b>UNM Hospitals</b>	<b>UNMMG</b>	<b>SRMC</b>
--	-----------------------	----------------------	--------------	-------------

26 Discretionary Reserve	Remaining fund balance after accounting for all restricted, committed and dedicated funds	Chief operating fund for all financial resources except those accounted for in another fund	Other operating reserves	Chief operating fund for all financial resources except those accounted for in another fund
27 Assets invested in Capital, net of related debt	Property, Plant and Equipment after adjustment for related bond debt	Property, Plant and Equipment after adjustment for related bond debt	Furniture and Equipment after adjustment for related bond debt	Property, Plant and Equipment after adjustment for related bond debt