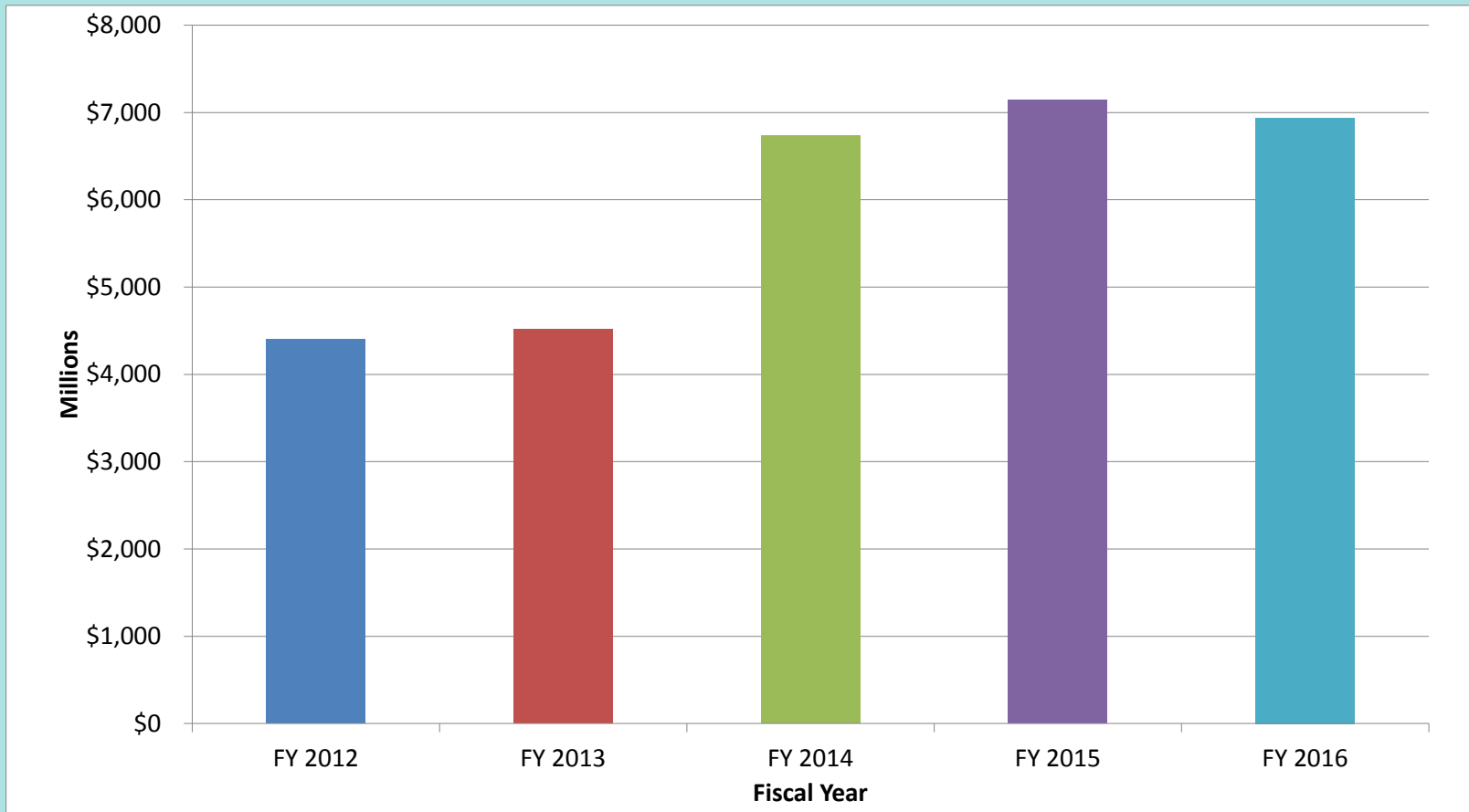


UNM Health Sciences Center
Metrics - Preliminary and Unaudited
Net Cash Revenues less Net Cash Expenses
(Amounts are in thousands)

UNIVERSITY HSC



FY 2012
1st Quarter

\$4,404

FY 2013
1st Quarter

\$4,517

FY 2014
1st Quarter

\$6,734

FY 2015
1st Quarter

\$7,142

FY 2016
1st Quarter

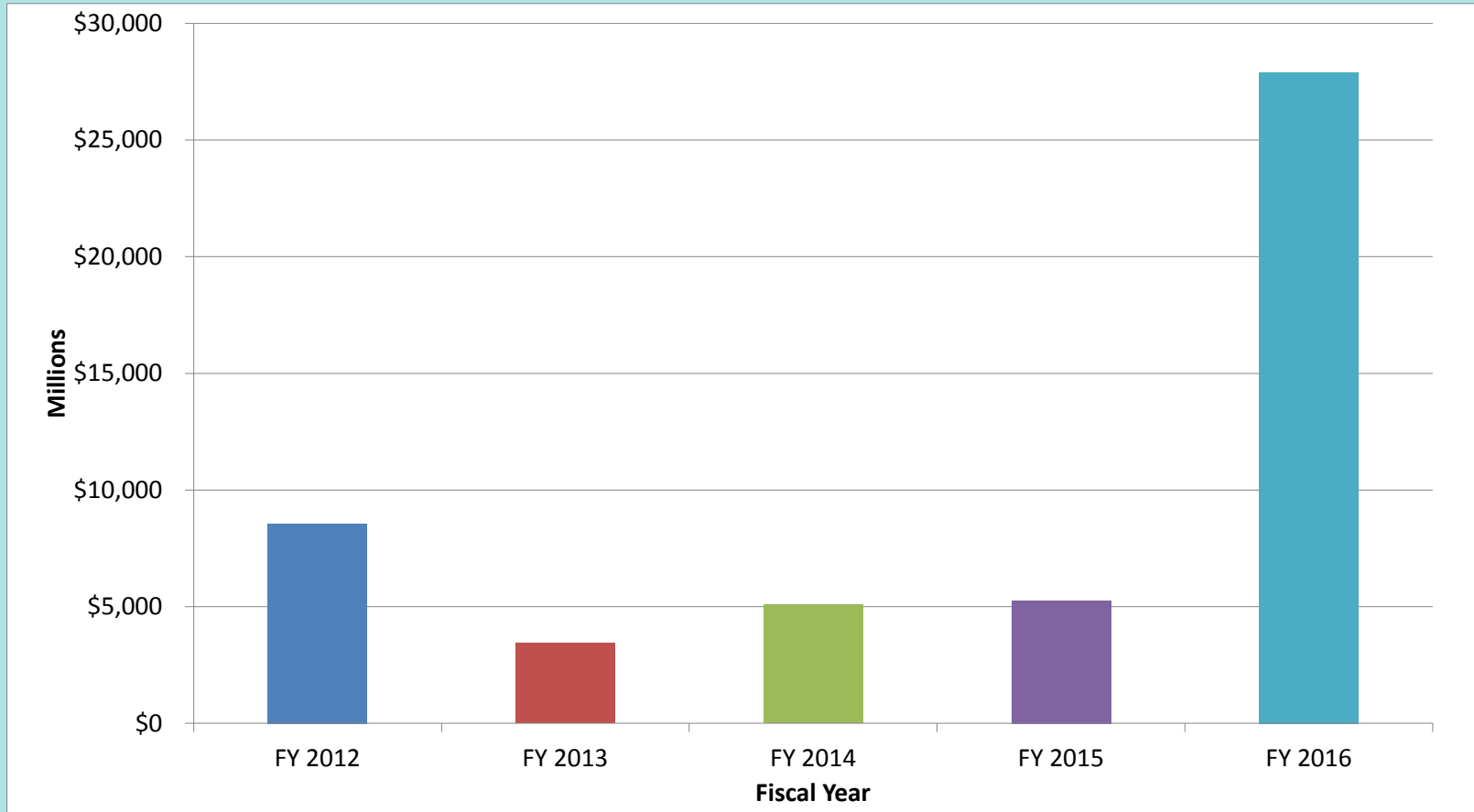
\$6,941

FY 2016
Nov. 30th YTD

\$7,804

UNM Health Sciences Center
Metrics - Preliminary and Unaudited
Net Cash Revenues less Net Cash Expenses
(Amounts are in thousands)

UNM HOSPITALS



FY 2012
1st Quarter

\$8,563

FY 2013
1st Quarter

\$3,448

FY 2014
1st Quarter

\$5,099

FY 2015
1st Quarter

\$5,278

FY 2016
1st Quarter

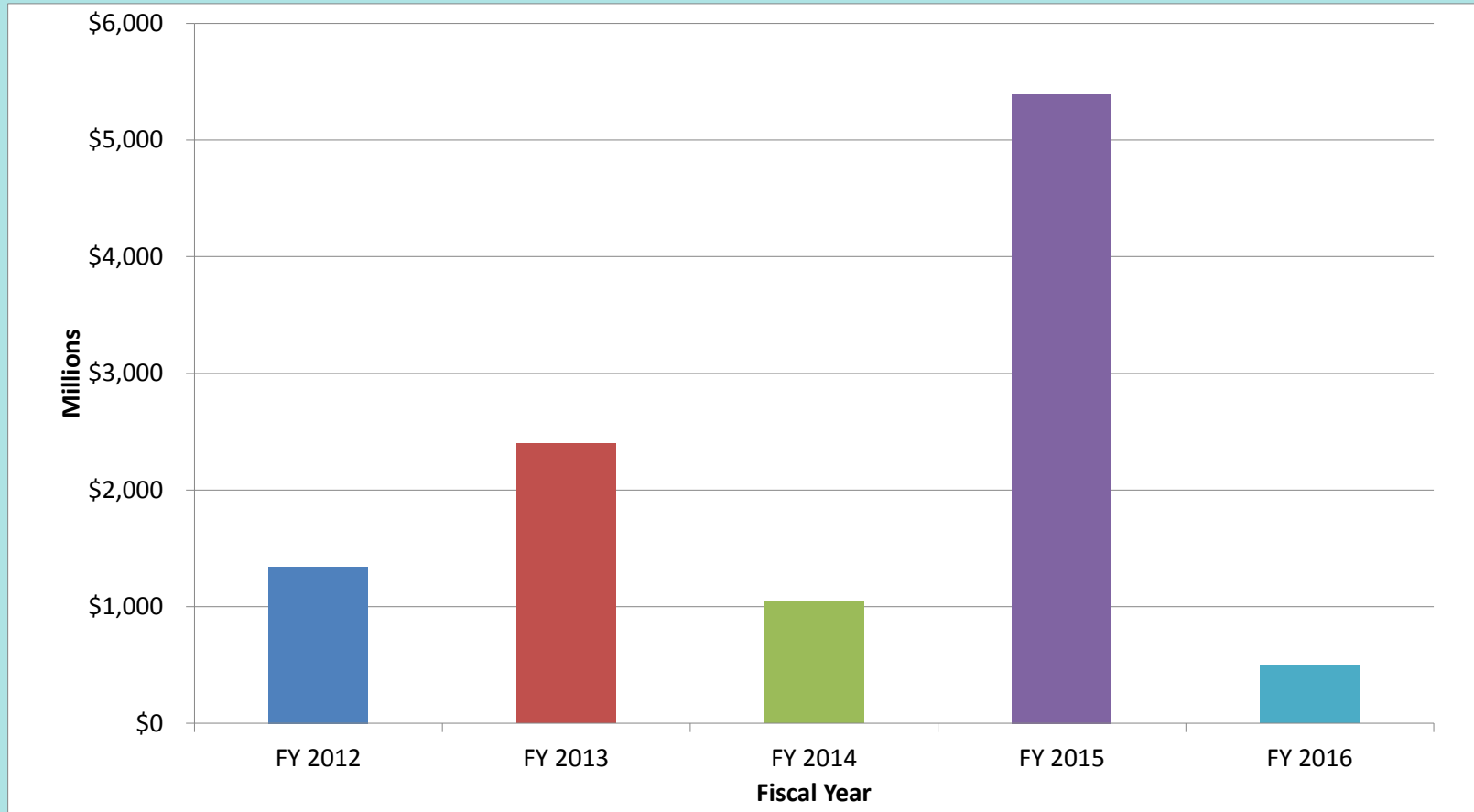
\$27,901

FY 2016
Nov. 30th YTD

\$41,102

UNM Health Sciences Center
Metrics - Preliminary and Unaudited
Net Cash Revenues less Net Cash Expenses
 (Amounts are in thousands)

UNM MEDICAL GROUP



FY 2012
1st Quarter

\$1,344

FY 2013
1st Quarter

\$2,399

FY 2014
1st Quarter

\$1,049

FY 2015
1st Quarter

\$5,393

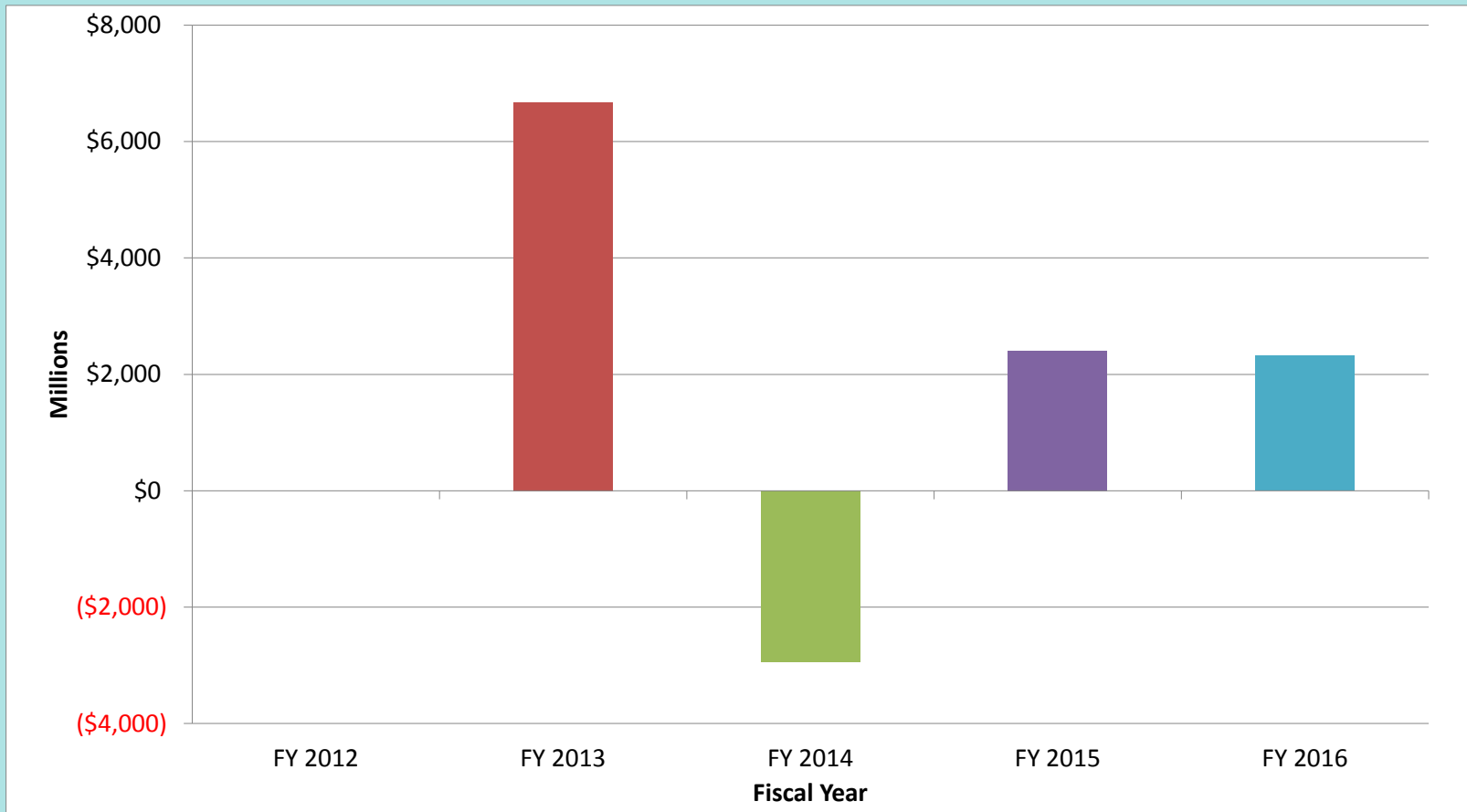
FY 2016
1st Quarter

\$501

FY 2016
Nov. 30th YTD

\$695

SANDOVAL REGIONAL MEDICAL CENTER



**FY 2012
1st Quarter**

**FY 2013
1st Quarter**

**FY 2014
1st Quarter**

**FY 2015
1st Quarter**

**FY 2016
1st Quarter**

**FY 2016
Nov. 30th YTD**

N/A

\$6,676

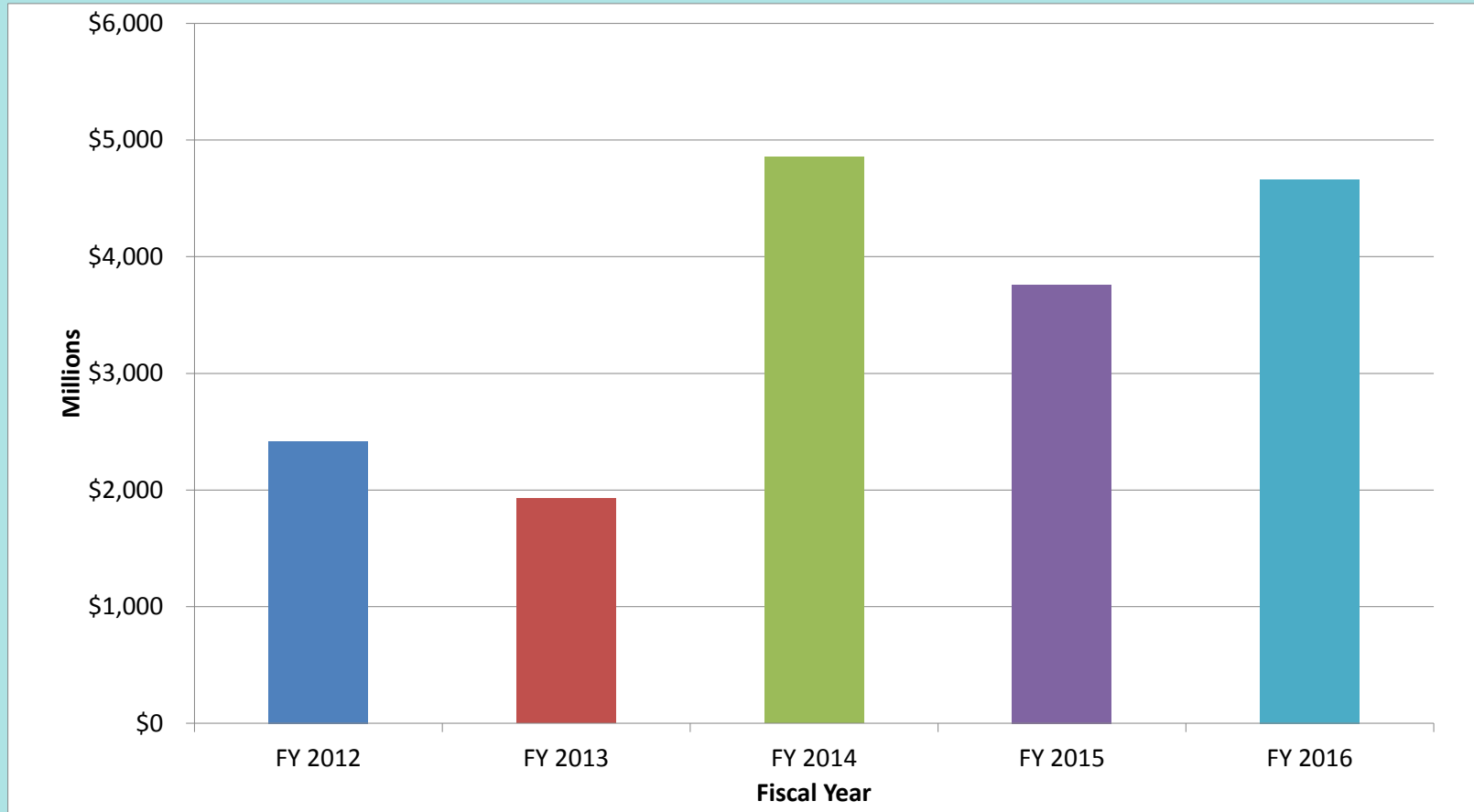
(\$2,938)

\$2,407

\$2,321

\$3,307

UNIVERSITY HSC



**FY 2012
1st Quarter**

\$2,417

**FY 2013
1st Quarter**

\$1,927

**FY 2014
1st Quarter**

\$4,855

**FY 2015
1st Quarter**

\$3,758

**FY 2016
1st Quarter**

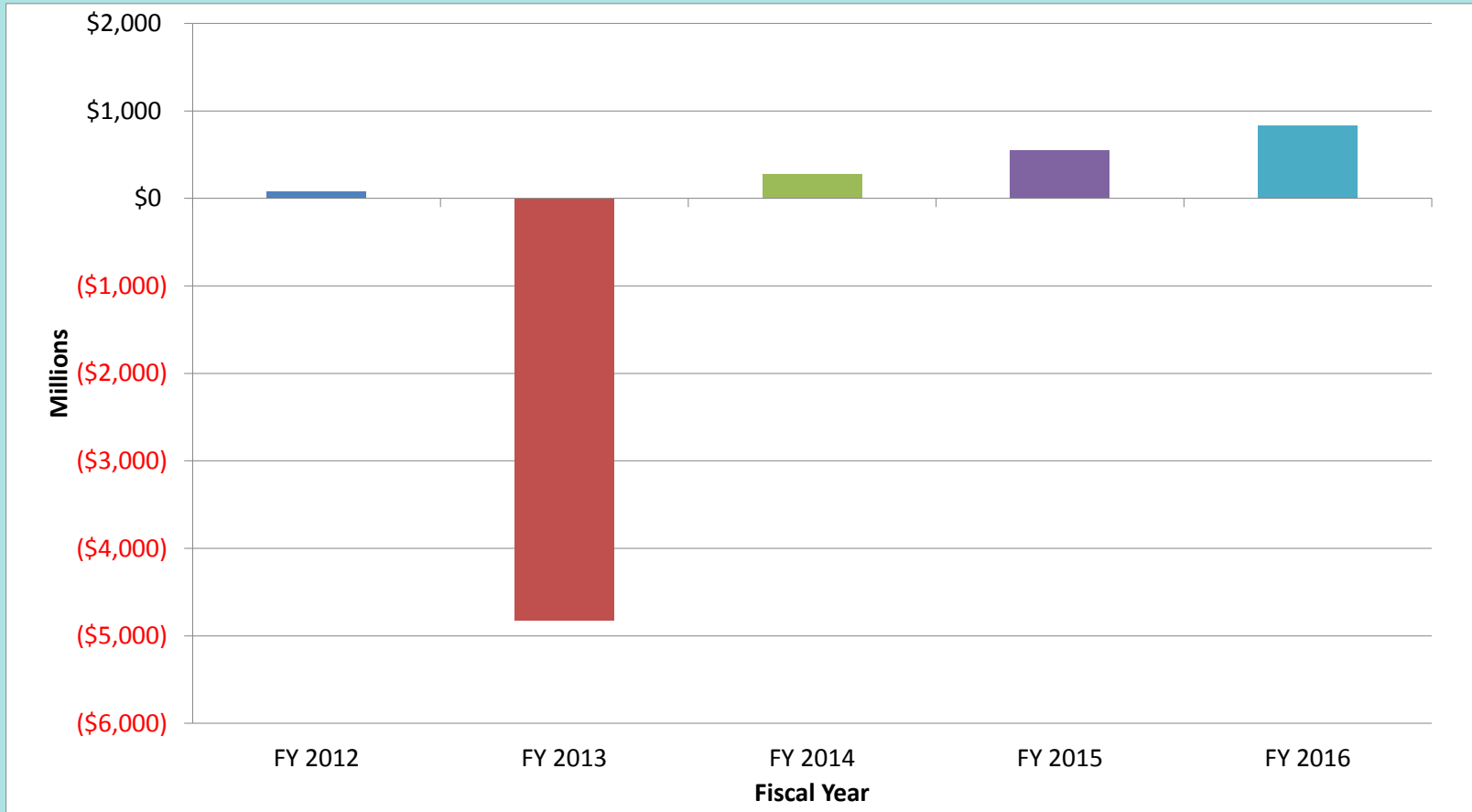
\$4,663

**FY 2016
Nov. 30th YTD**

\$1,725

UNM Health Sciences Center
Metrics - Preliminary and Unaudited
Net Revenue less Expense
(Amounts are in thousands)

UNM HOSPITALS



FY 2012
1st Quarter

\$82

FY 2013
1st Quarter

(\$4,819)

FY 2014
1st Quarter

\$274

FY 2015
1st Quarter

\$553

FY 2016
1st Quarter

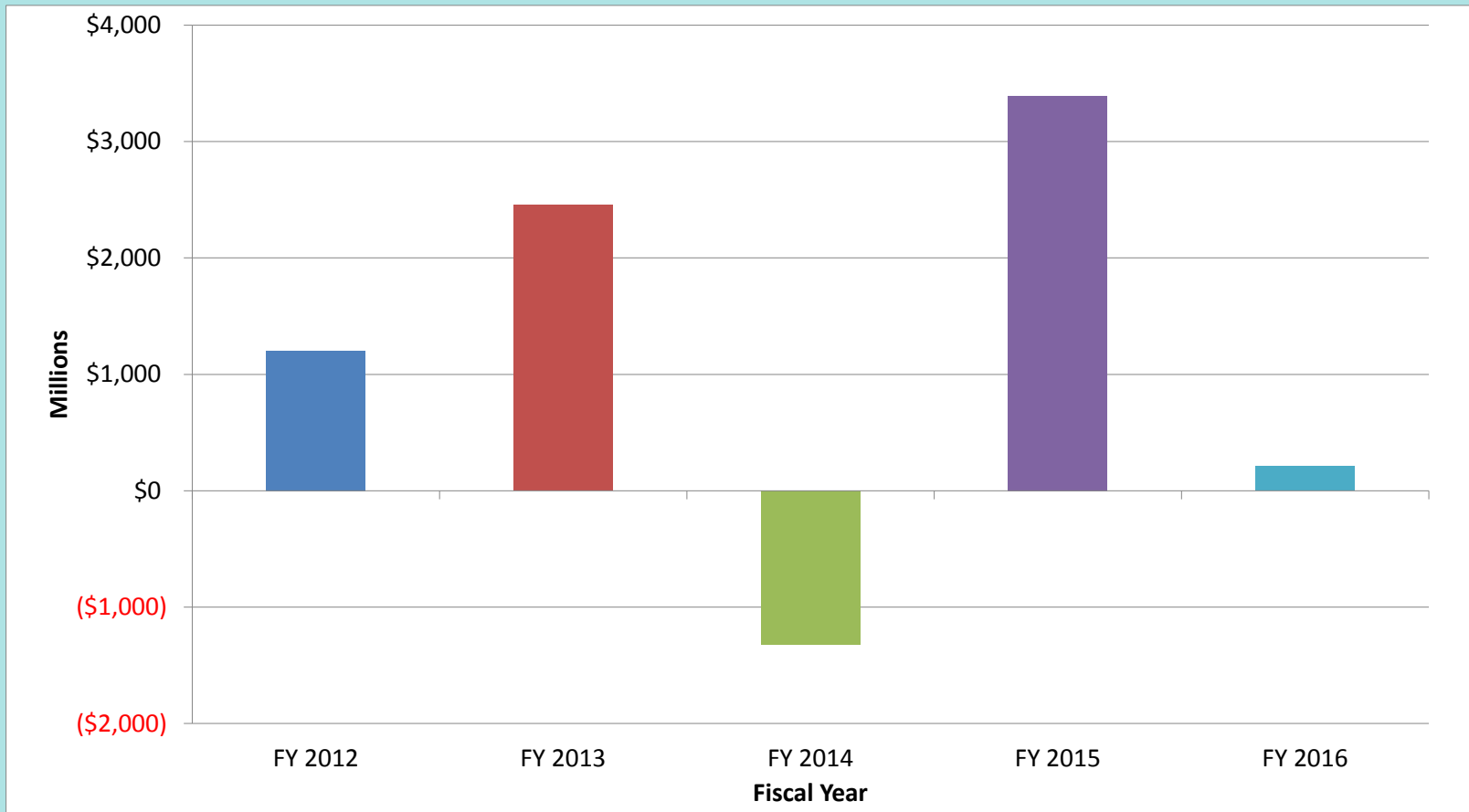
\$827

FY 2016
Nov. 30th YTD

\$7,192

UNM Health Sciences Center
Metrics - Preliminary and Unaudited
Net Revenue less Expense
(Amounts are in thousands)

UNM MEDICAL GROUP



FY 2012
1st Quarter

\$1,203

FY 2013
1st Quarter

\$2,456

FY 2014
1st Quarter

(\$1,326)

FY 2015
1st Quarter

\$3,392

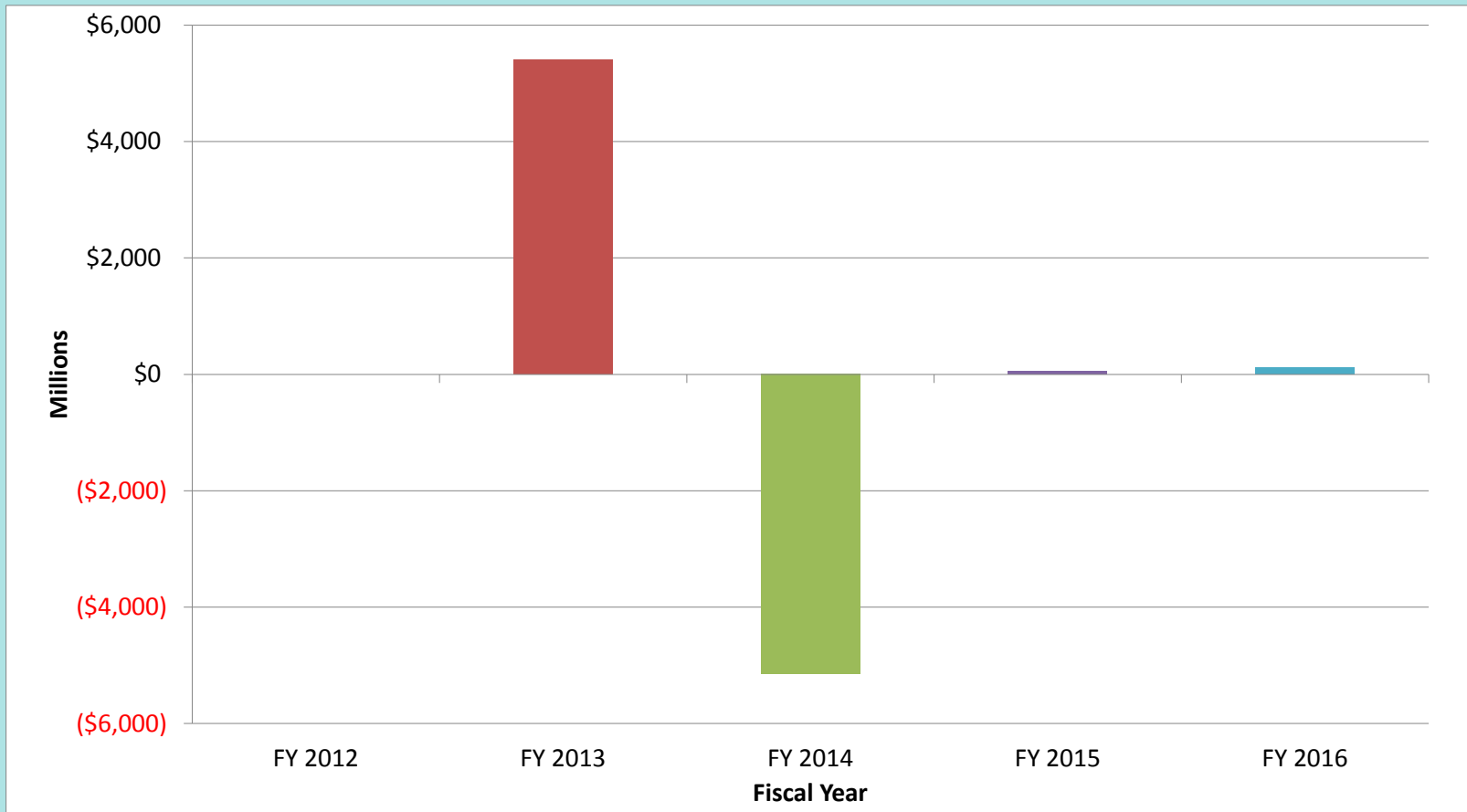
FY 2016
1st Quarter

\$213

FY 2016
Nov. 30th YTD

\$234

SANDOVAL REGIONAL MEDICAL CENTER



**FY 2012
1st Quarter**

**FY 2013
1st Quarter**

**FY 2014
1st Quarter**

**FY 2015
1st Quarter**

**FY 2016
1st Quarter**

**FY 2016
Nov. 30th YTD**

N/A

\$5,407

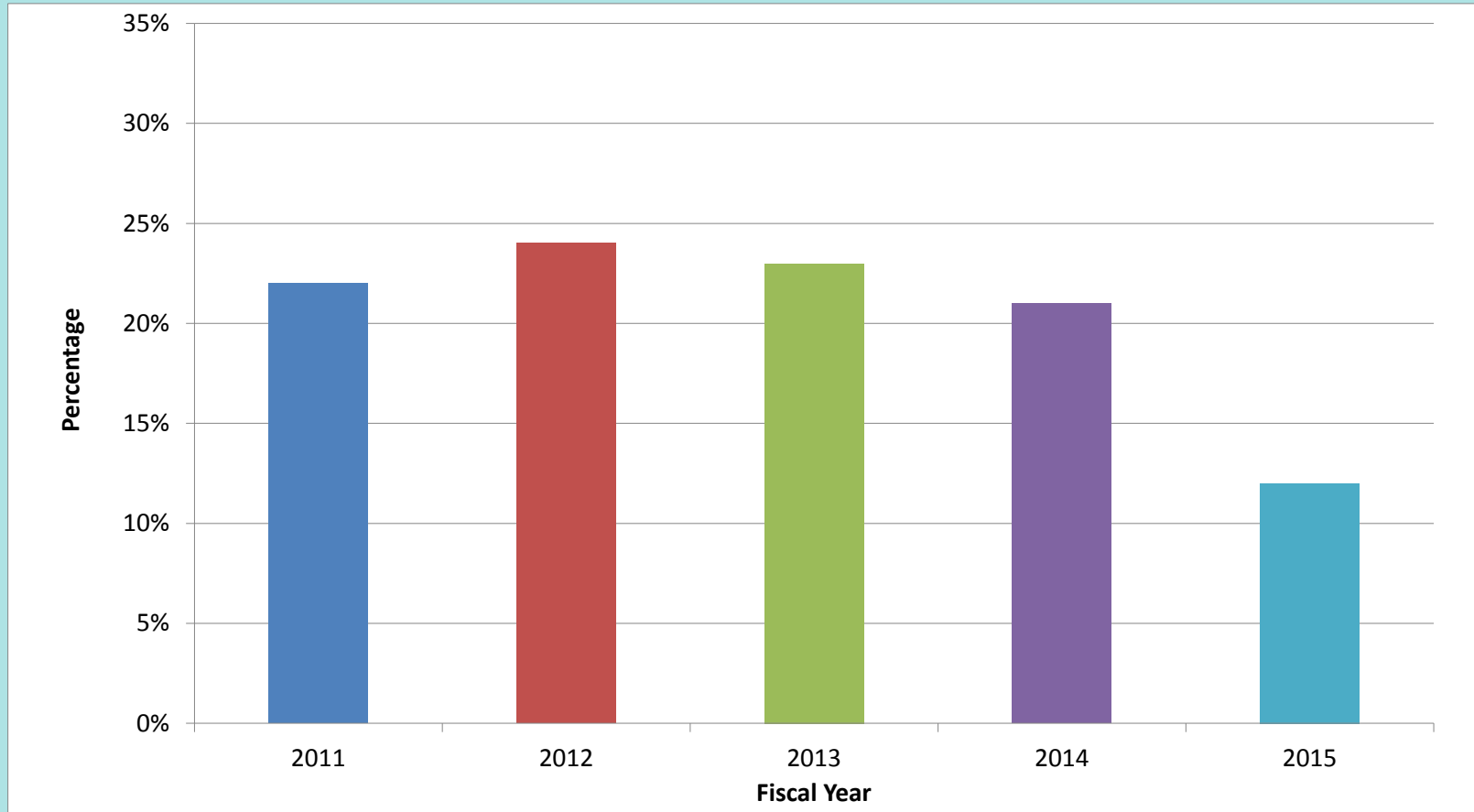
(\$5,145)

\$62

\$117

(\$292)

UNM HEALTH SYSTEM



FY 2011

FY 2012

FY 2013

FY 2014

FY 2015

**FY 2016
Nov. 30th YTD**

22%

24%

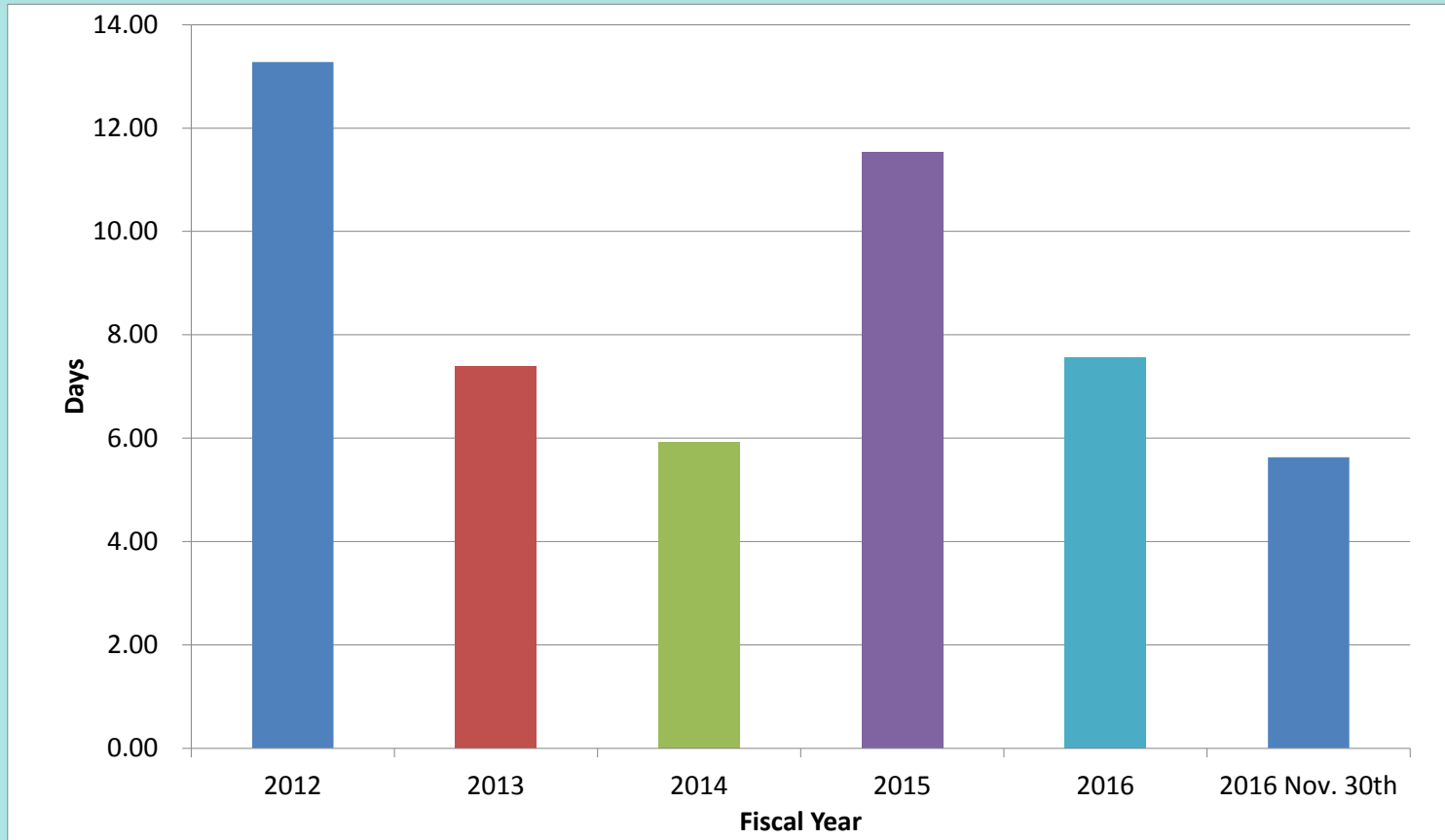
23%

21%

12%

7%

UNIVERSITY HSC



FY 2012
1st Quarter

FY 2013
1st Quarter

FY 2014
1st Quarter

FY 2015
1st Quarter

FY 2016
1st Quarter

FY 2016
Nov. 30th

13.28

7.39

5.93

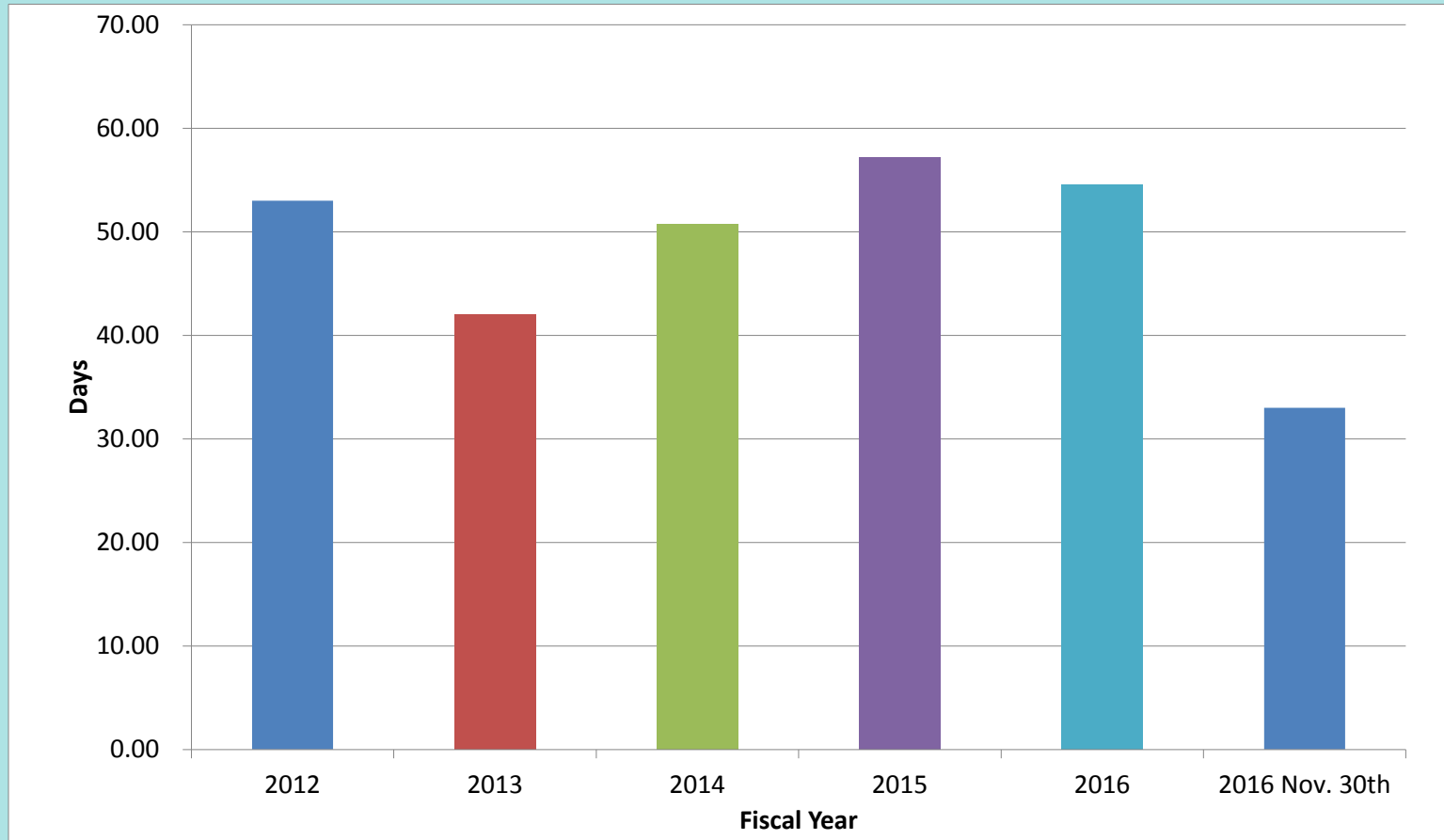
11.54

7.57

5.63

Days of Expense in Discretionary Reserves - Benchmark - 10 Days

UNM HOSPITALS



FY 2012
1st Quarter

FY 2013
1st Quarter

FY 2014
1st Quarter

FY 2015
1st Quarter

FY 2016
1st Quarter

FY 2016
Nov. 30th

53.01

42.02

50.72

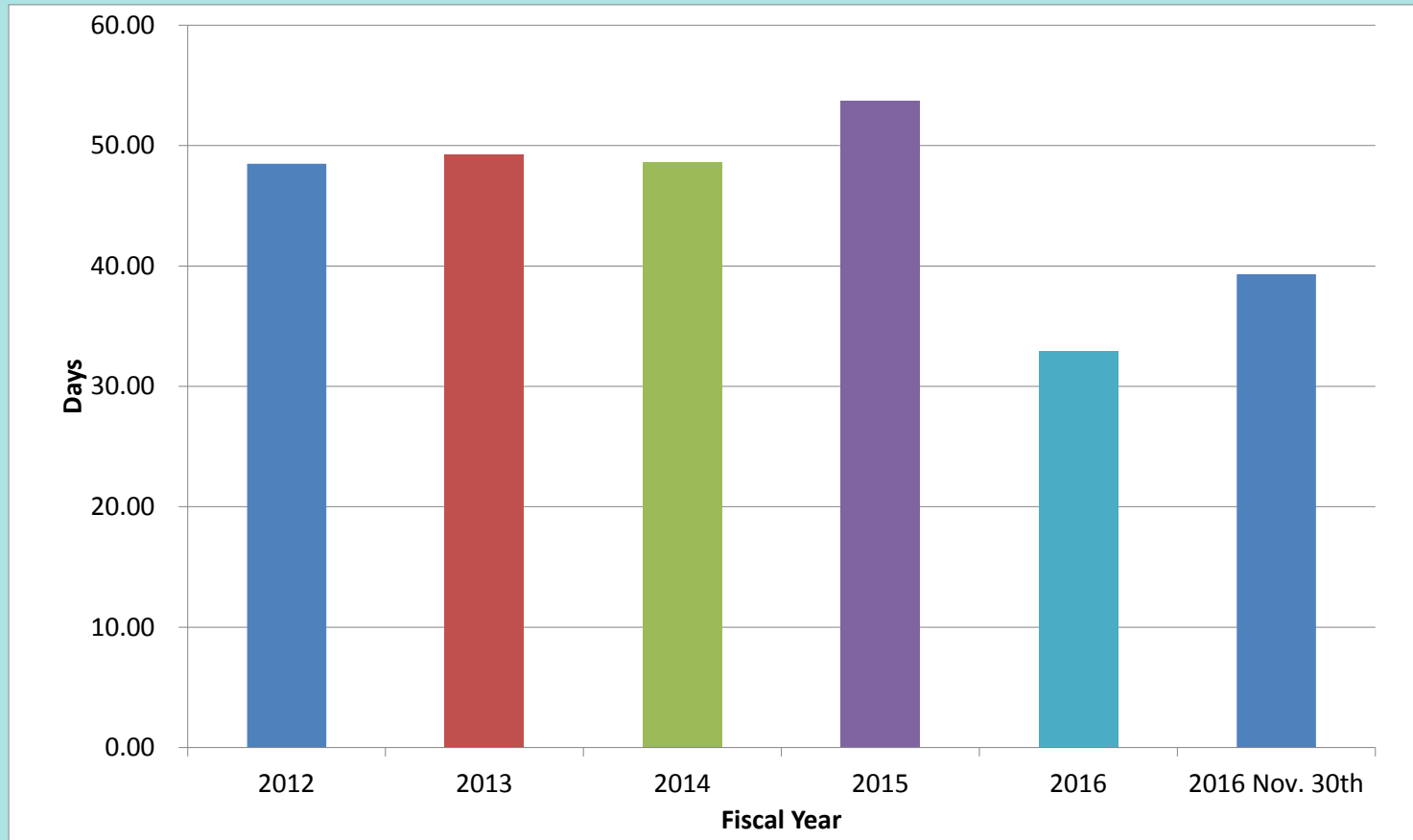
57.18

54.53

33.00

Per Fitch Ratings, "2014 Median Ratios for Nonprofit Hospitals and Healthcare Systems" report, the "AA" credit rating group has a benchmark of 289.4 days cash on hand.

UNM MEDICAL GROUP



FY 2012
1st Quarter

FY 2013
1st Quarter

FY 2014
1st Quarter

FY 2015
1st Quarter

FY 2016
1st Quarter

FY 2016
Nov. 30th

48.50

49.25

48.60

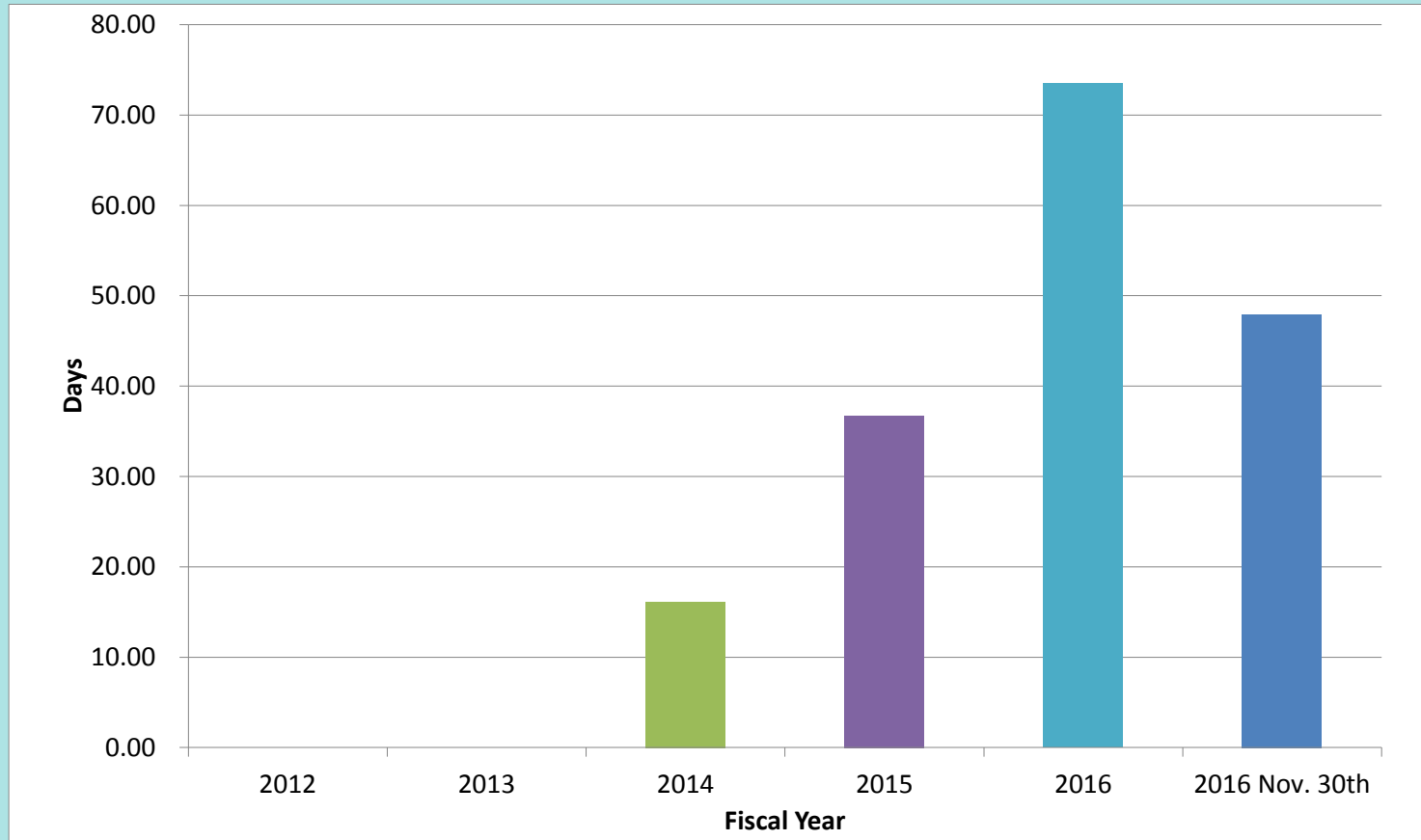
53.71

32.90

39.32

Per Fitch Ratings, "2014 Median Ratios for Nonprofit Hospitals and Healthcare Systems" report, the "AA" credit rating group has a benchmark of 289.4 days cash on hand.

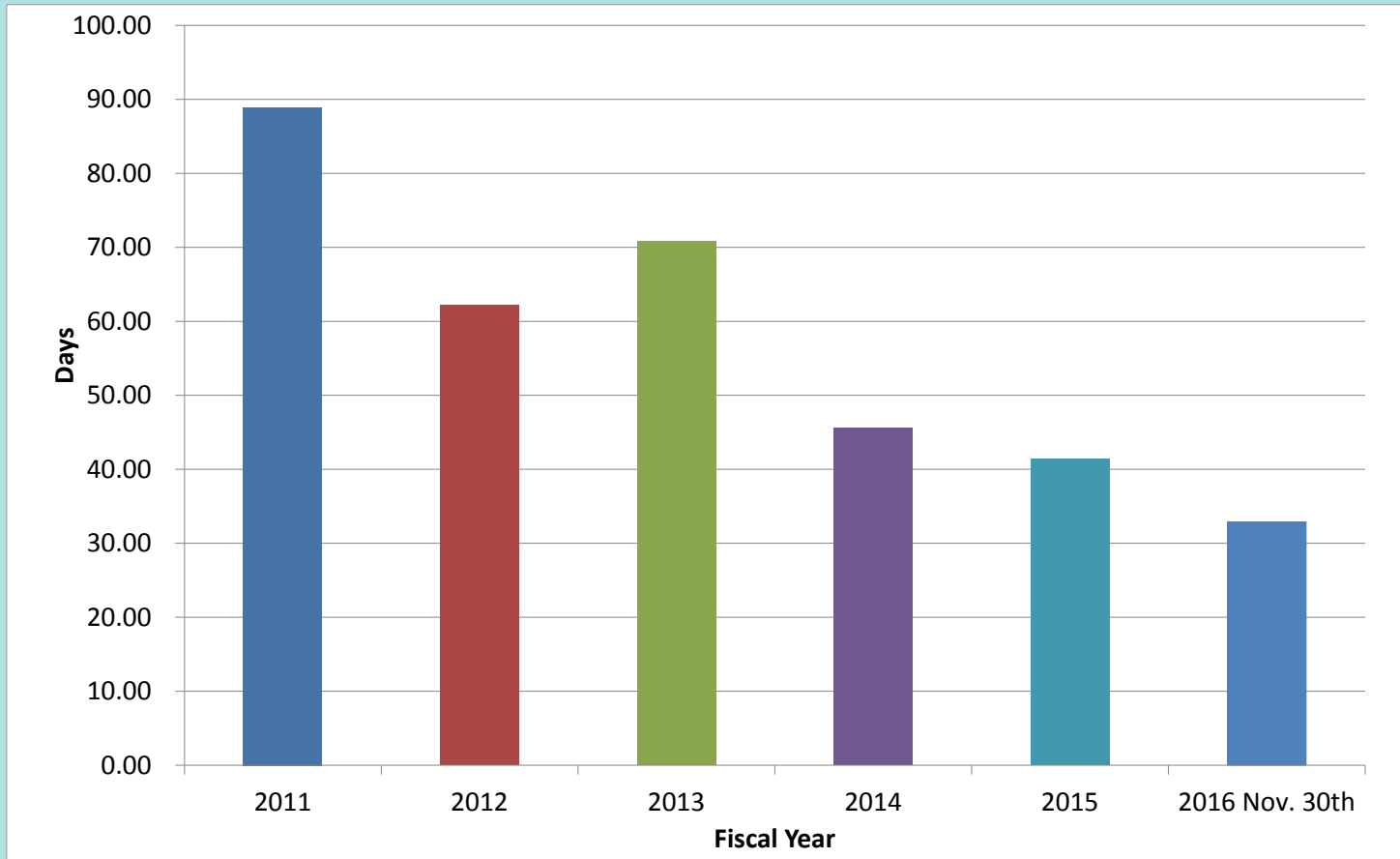
SANDOVAL REGIONAL MEDICAL CENTER



FY 2012 1st Quarter	FY 2013 1st Quarter	FY 2014 1st Quarter	FY 2015 1st Quarter	FY 2016 1st Quarter	FY 2016 Nov. 30th
N/A	N/A	16.12	36.76	73.52	47.95

Per Fitch Ratings, "2014 Median Ratios for Nonprofit Hospitals and Healthcare Systems" report, the "AA" credit rating group has a benchmark of 289.4 days cash on hand.

UNIVERSITY HSC



FY 2011

FY 2012

FY 2013

FY 2014

FY 2015

**FY 2016
Nov. 30th**

88.93

62.23

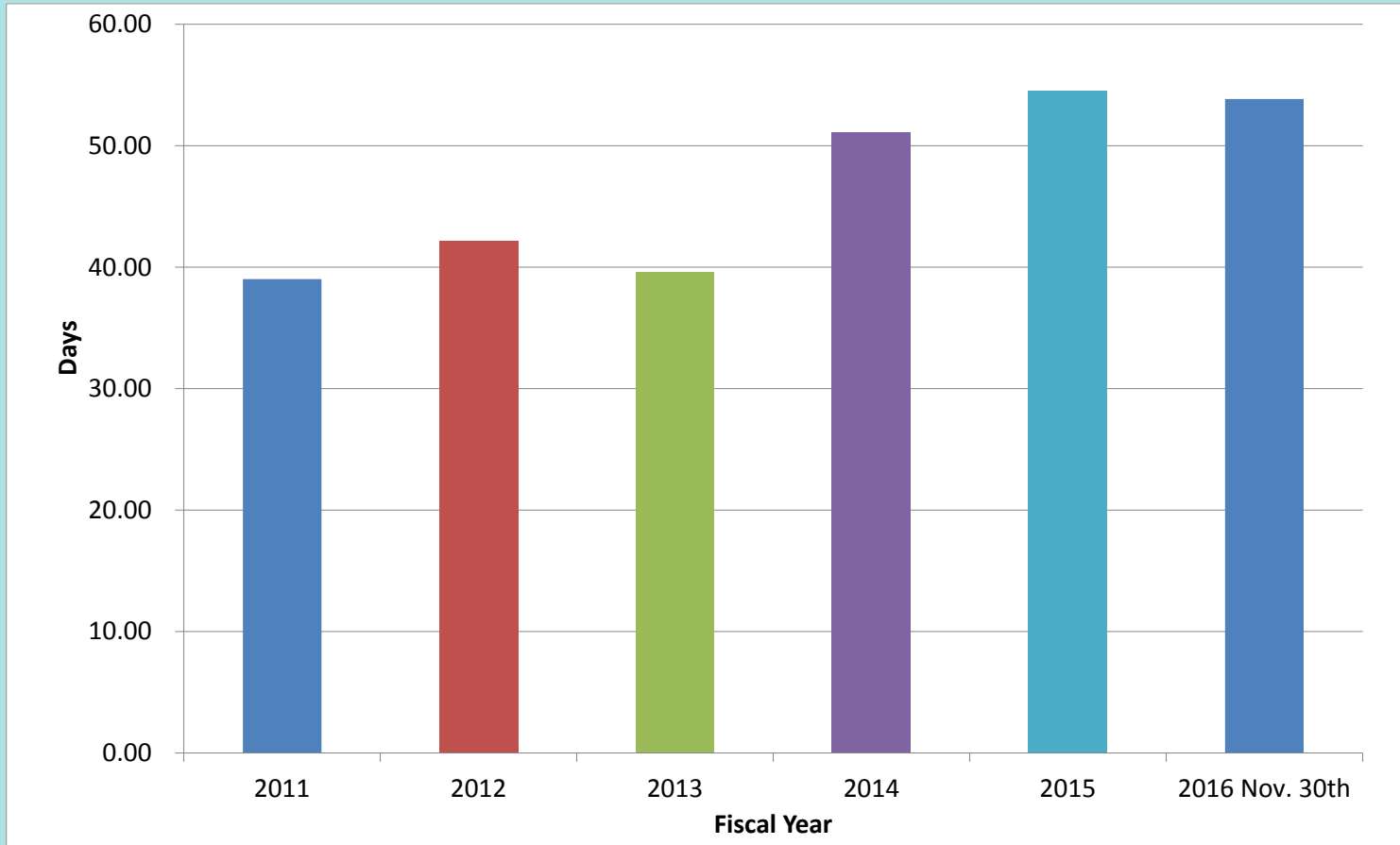
70.81

45.57

41.40

32.92

UNM HOSPITALS



FY 2011

FY 2012

FY 2013

FY 2014

FY 2015

**FY 2016
Nov. 30th**

39.03

42.14

39.58

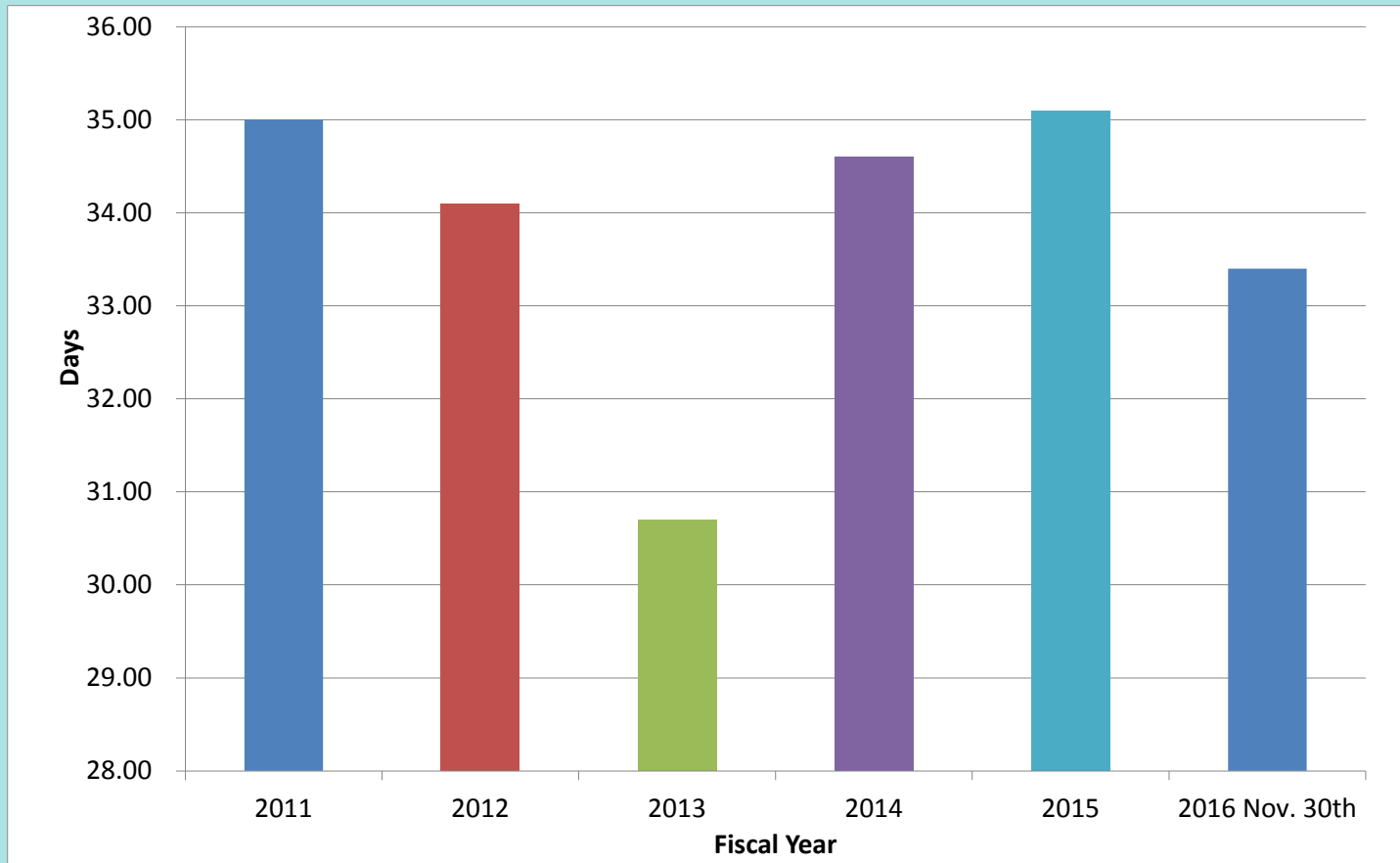
51.09

54.52

53.86

Per Fitch Ratings, "2014 Median Ratios for Nonprofit Hospitals and Healthcare Systems" report, the "AA" credit rating group has a benchmark of 47.4 days in accounts receivable

UNM MEDICAL GROUP



FY 2011

FY 2012

FY 2013

FY 2014

FY 2015

**FY 2016
Nov. 30th**

35.00

34.10

30.70

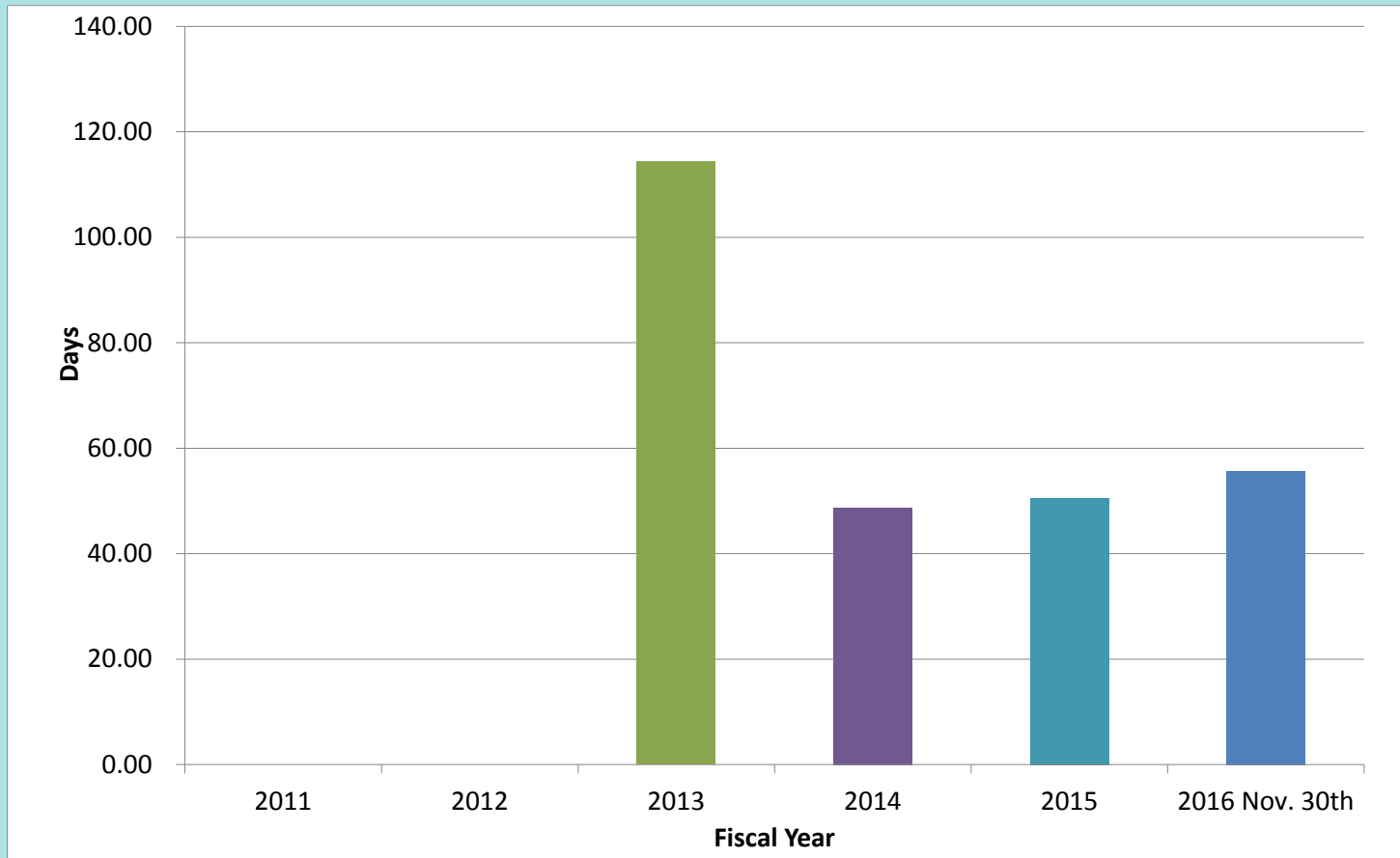
34.60

35.10

33.40

Per Fitch Ratings, "2014 Median Ratios for Nonprofit Hospitals and Healthcare Systems" report, the "AA" credit rating group has a benchmark of 47.4 days in accounts receivable

SANDOVAL REGIONAL MEDICAL CENTER



FY 2011

FY 2012

FY 2013

FY 2014

FY 2015

FY 2016
Nov. 30th

N/A

N/A

114.39

48.71

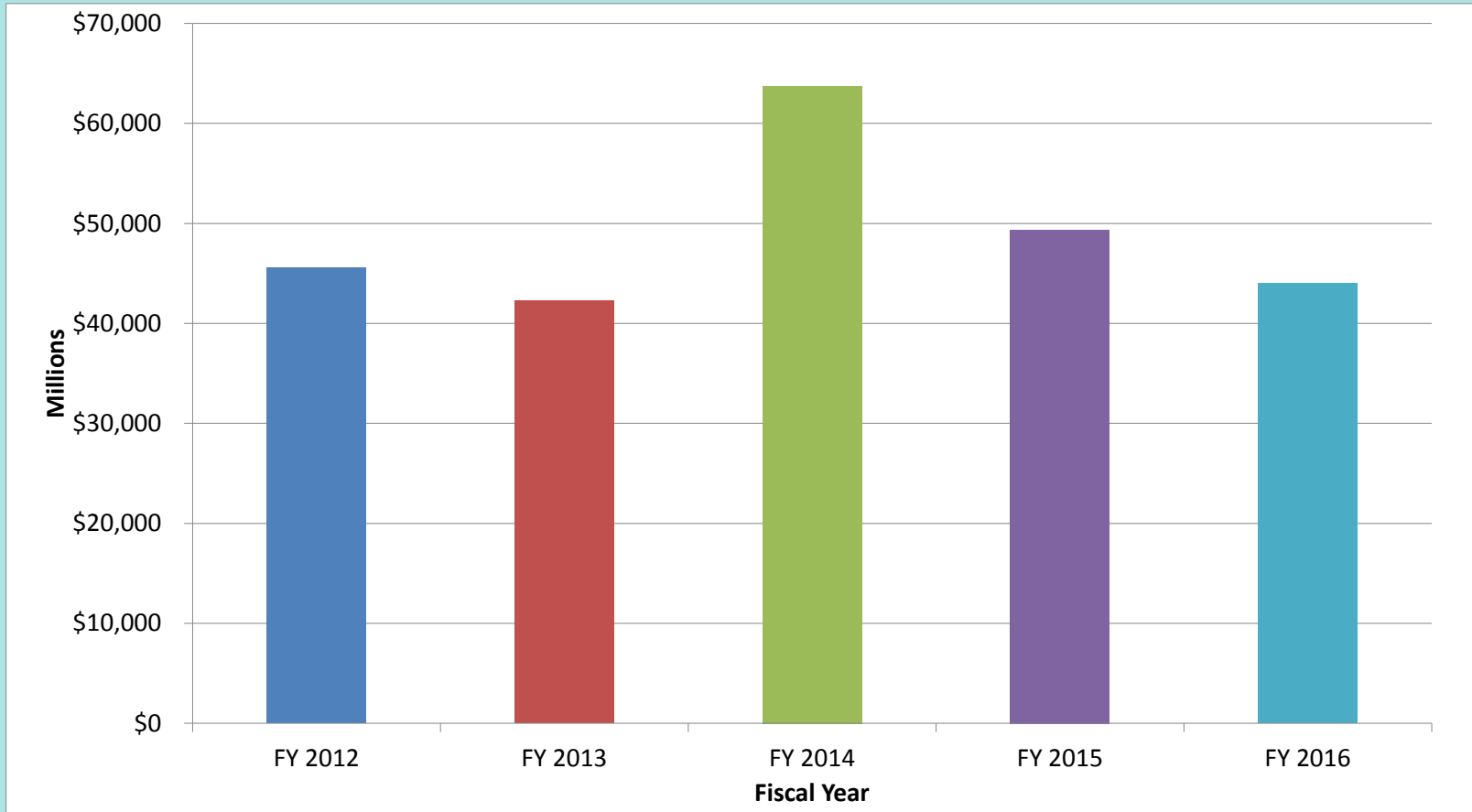
50.50

55.73

Per Fitch Ratings, "2014 Median Ratios for Nonprofit Hospitals and Healthcare Systems" report, the "AA" credit rating group has a benchmark of 47.4 days in accounts receivable

**UNM Health Sciences Center
Metrics - Preliminary and Unaudited
Proposals Submitted
(Amounts are in thousands)**

UNIVERSITY HSC



**FY 2012
1st Quarter**

\$45,546

**FY 2013
1st Quarter**

\$42,262

**FY 2014
1st Quarter**

\$63,733

**FY 2015
1st Quarter**

\$49,356

**FY 2016
1st Quarter**

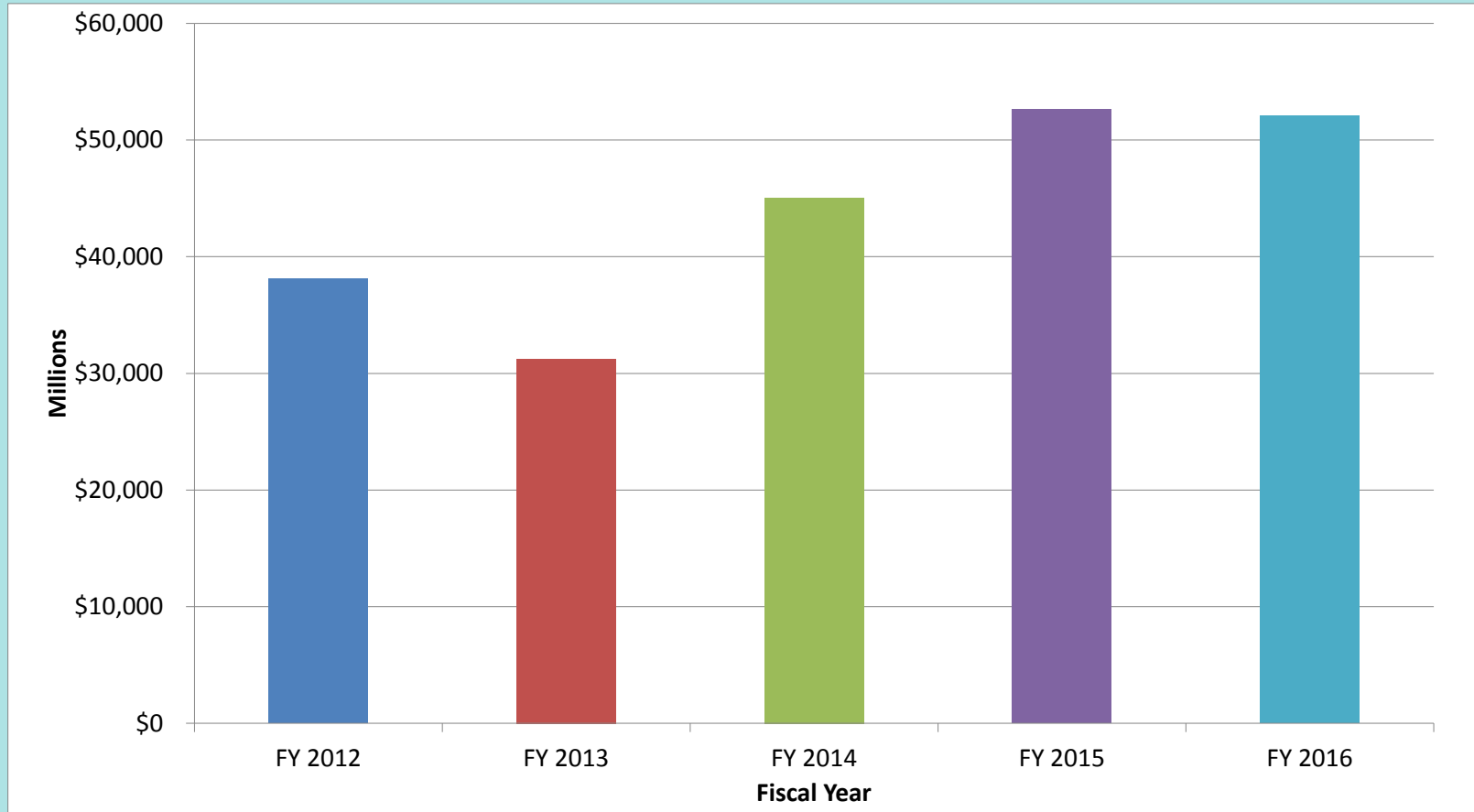
\$44,018

**FY 2016
Nov. 30th YTD**

\$84,035

UNM Health Sciences Center
Metrics - Preliminary and Unaudited
Awards
 (Amounts are in thousands)

UNIVERSITY HSC



FY 2012
1st Quarter

\$38,114

FY 2013
1st Quarter

\$31,225

FY 2014
1st Quarter

\$45,039

FY 2015
1st Quarter

\$52,630

FY 2016
1st Quarter

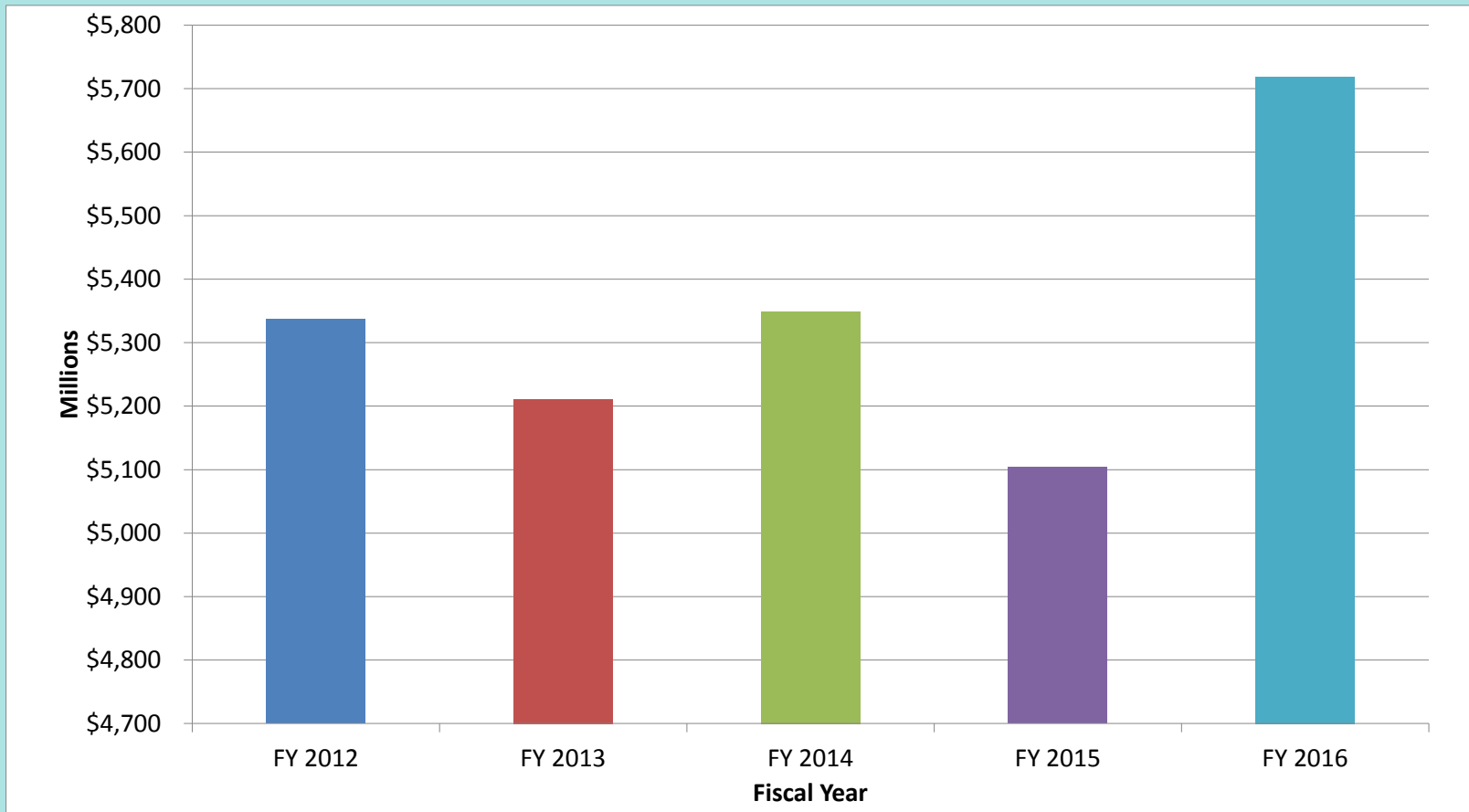
\$52,101

FY 2016
Nov. 30th YTD

\$71,579

UNM Health Sciences Center
Metrics - Preliminary and Unaudited
Earned F&A
 (Amounts are in thousands)

UNIVERSITY HSC



FY 2012
1st Quarter

\$5,337

FY 2013
1st Quarter

\$5,211

FY 2014
1st Quarter

\$5,349

FY 2015
1st Quarter

\$5,104

FY 2016
1st Quarter

\$5,719

FY 2016
Nov. 30th YTD

\$9,776



UNIVERSITY OF NEW MEXICO HEALTH SCIENCES CENTER - University HSC Only*
2016 Fiscal Year-to-Date Summary through November 30, 2015 (Preliminary and Unaudited)
(In thousands)

* UNIVERSITY HSC ONLY INCLUDES: SOM, CON, COP, HSLIC, ADMIN, RESEARCH

	University HSC FY 2016 Re-Forecasted Budget 11/30/2015	University HSC FY 2016 Re-Forecasted YTD Budget 11/30/2015	University HSC FY 2016 YTD 11/30/2015 Actual	University HSC FY 2015 Year End Actual	University HSC FY 2016 YTD Actual to FY 2016 Re-Forecasted Budget Benchmark Rate (42%)	University HSC FY 2016 YTD Actual to FY 2015 Year End Actual Benchmark Rate (42%)
1 UNM MEDICAL GROUP REVENUES	130,650	54,438	50,253	125,625	38%	40%
2 UNM HOSPITALS REVENUES	151,730	63,221	61,536	142,751	41%	43%
3 SRMC REVENUES	20,958	8,733	8,597	19,679	41%	44%
4 TUITION AND FEES	15,745	7,873	7,468	15,811	47%	47%
5 CIGARETTE TAX APPROPRIATIONS	3,899	1,625	1,802	3,824	46%	47%
6 RPSP APPROPRIATIONS	20,532	8,555	8,701	19,690	42%	44%
7 I&G APPROPRIATIONS	64,636	26,932	26,921	64,907	42%	41%
8 I&G MAIN CAMPUS TRANSFERS	20,406	8,503	8,503	19,900	42%	43%
9 F&A REVENUES (OH RETURN)	24,500	10,208	9,776	24,250	40%	40%
10 HSC/UNM INTERNAL TRANSFERS	(2,195)	(915)	(3,243)	(5,578)	148%	58%
11 MILL LEVY	0	0	0	0	N/A	N/A
12 OTHER REVENUES	33,789	14,079	14,800	32,502	44%	46%
13 CONTRACT AND GRANT REVENUES	144,110	60,046	57,434	142,683	40%	40%
TOTAL REVENUES	628,760	263,295	252,548	606,044	40%	42%
14 TOTAL COMPENSATION EXPENSES	398,651	166,105	161,599	368,308	41%	44%
15 SUPPLIES/MEDICAL SUPPLIES	13,935	5,806	4,879	13,441	35%	36%
16 UNIVERSITY CLINICIANS PROGRAM	0	0	0	0	N/A	N/A
17 HOUSESTAFF	0	0	0	0	N/A	N/A
18 TRAVEL	5,131	2,138	1,946	5,080	38%	38%
19 STUDENT COSTS	3,341	1,392	1,392	3,024	42%	46%
20 PATIENT CARE COSTS	1,389	579	350	1,282	25%	27%
21 TELEPHONE/COMMUNICATION COSTS	2,316	965	1,051	2,277	45%	46%
22 PURCHASED SERVICES	38,162	15,901	12,041	35,628	32%	34%
23 OTHER MEDICAL SERVICES	0	0	0	0	N/A	N/A
24 SUB AWARDS/SERVICE CONTRACTS	1,470	613	275	1,399	19%	20%
25 O&M & LEASES	8,540	3,558	2,826	7,208	33%	39%
26 UTILITIES	5,245	2,185	2,173	5,292	41%	41%
27 DEPRECIATION	0	0	0	0	N/A	N/A
28 INTEREST EXPENSE	2,399	1,000	1,000	2,284	42%	44%
29 OTHER EXPENSES	6,344	2,643	1,302	2,637	21%	49%
30 CONTRACT AND GRANT EXPENSES	135,307	56,378	53,910	133,967	40%	40%
TOTAL EXPENSES	622,230	259,263	244,744	581,827	39%	42%
OPERATING NET MARGIN	6,530	4,033	7,804	24,217		
NON-RECURRING ITEMS						
31 CAPITAL EXPENDITURES	1,850	771	732	1,620	40%	45%
32 MEANINGFUL USE REVENUE	0	0	0	0	N/A	N/A
33 RETURN ON INVESTMENT - TRIWEST	0	0	0	0	N/A	N/A
34 USE OF UNMMG RESERVES	0	0	0	0	N/A	N/A
35 RECRUITMENT/STARTUP/SCHOLARSHIPS	957	399	397	1,870	41%	21%
36 NON-RECURRING TRANSFERS	2,983	1,243	4,950	9,977	166%	50%
TOTAL NON-RECURRING ITEMS	5,790	2,413	6,079	13,467	105%	45%
NET INCOME/(USE OF RESERVES)	740	1,620	1,725	10,750		



UNIVERSITY OF NEW MEXICO HEALTH SCIENCES CENTER - UNM Hospitals Only
2016 Fiscal Year-to-Date Summary through November 30, 2015 (Preliminary and Unaudited)
(In thousands)

Clinical Operations

	UNM Hospitals FY 2016 Re-Forecasted Budget 11/30/2015	UNM Hospitals FY 2016 Re-Forecasted YTD Budget 11/30/2015	UNM Hospitals FY 2016 YTD 11/30/2015 Actual	UNM Hospitals FY 2015 Year End Actual	UNM Hospitals FY 2016 YTD Actual to FY 2016 Re-Forecasted Budget Benchmark Rate (42%)	UNM Hospitals FY 2016 YTD Actual to FY 2015 Year End Actual Benchmark Rate (42%)
1 UNM MEDICAL GROUP REVENUES	0	0	0	0	N/A	N/A
2 UNM HOSPITALS REVENUES	892,825	372,010	378,007	911,756	42%	41%
3 SRMC REVENUES	0	0	0	0	N/A	N/A
4 TUITION AND FEES	0	0	0	0	N/A	N/A
5 CIGARETTE TAX APPROPRIATIONS	0	0	0	0	N/A	N/A
6 RPSF APPROPRIATIONS	13,117	5,465	5,465	13,117	42%	42%
7 I&G APPROPRIATIONS	0	0	0	0	N/A	N/A
8 I&G MAIN CAMPUS TRANSFERS	0	0	0	0	N/A	N/A
9 F&A REVENUES (OH RETURN)	0	0	0	0	N/A	N/A
10 HSC/UNM INTERNAL TRANSFERS	0	0	0	0	N/A	N/A
11 MILL LEVY	93,617	39,007	38,840	93,249	41%	42%
12 OTHER REVENUES	28,206	11,753	12,058	28,172	43%	43%
13 CONTRACT AND GRANT REVENUES	2,851	1,188	1,237	3,576	43%	35%
TOTAL REVENUES	1,030,616	429,423	435,607	1,049,870	42%	41%
14 TOTAL COMPENSATION EXPENSES	479,870	199,946	191,105	430,998	40%	44%
15 SUPPLIES/MEDICAL SUPPLIES	163,146	67,978	68,547	149,878	42%	46%
16 UNIVERSITY CLINICIANS PROGRAM	79,983	33,326	33,209	70,757	42%	47%
17 HOUSESTAFF	29,224	12,177	12,335	27,459	42%	45%
18 TRAVEL	694	289	301	652	43%	46%
19 STUDENT COSTS	0	0	0	0	N/A	N/A
20 PATIENT CARE COSTS	38,000	15,833	15,083	36,148	40%	42%
21 TELEPHONE/COMMUNICATION COSTS	4,722	1,968	1,624	3,768	34%	43%
22 PURCHASED SERVICES	53,738	22,391	21,622	48,939	40%	44%
23 OTHER MEDICAL SERVICES	37,915	15,798	19,082	36,867	50%	52%
24 SUB AWARDS/SERVICE CONTRACTS	10,920	4,550	4,366	9,927	40%	44%
25 O&M & LEASES	20,109	8,379	7,564	17,824	38%	42%
26 UTILITIES	7,651	3,188	3,323	6,670	43%	50%
27 DEPRECIATION	33,538	13,974	13,421	33,706	40%	40%
28 INTEREST EXPENSE	3,201	1,334	1,316	6,868	41%	19%
29 OTHER EXPENSES	38,417	16,007	15,028	33,997	39%	44%
30 CONTRACT AND GRANT EXPENSES	0	0	0	0	N/A	N/A
TOTAL EXPENSES	1,001,128	417,137	407,926	914,458	41%	45%
OPERATING NET MARGIN	29,488	12,287	27,681	135,412		
NON-RECURRING ITEMS						
31 CAPITAL EXPENDITURES	29,025	12,094	20,489	128,982	71%	16%
32 MEANINGFUL USE REVENUE	0	0	0	0	N/A	N/A
33 RETURN ON INVESTMENT - TRIWEST	0	0	0	(14,172)	N/A	0%
34 USE OF UNMMG RESERVES	0	0	0	0	N/A	N/A
35 RECRUITMENT/STARTUP/SCHOLARSHIPS	0	0	0	0	N/A	N/A
36 NON-RECURRING TRANSFERS	0	0	0	0	N/A	N/A
TOTAL NON-RECURRING ITEMS	29,025	12,094	20,489	114,810	71%	18%
NET INCOME/(USE OF RESERVES)	463	193	7,192	20,602		



UNIVERSITY OF NEW MEXICO HEALTH SCIENCES CENTER - UNMMG Only
2016 Fiscal Year-to-Date Summary through November 30, 2015 (Preliminary and Unaudited)
(In thousands)

Clinical Operations

	UNMMG FY 2016 Re-Forecasted Budget 11/30/2015	UNMMG FY 2016 Re-Forecasted YTD Budget 11/30/2015	UNMMG FY 2016 YTD 11/30/2015 Actual	UNMMG FY 2015 Year End Actual	UNMMG FY 2016 YTD Actual to FY 2016 Re-Forecasted Budget Benchmark Rate (42%)	UNMMG FY 2016 YTD Actual to FY 2015 Year End Actual Benchmark Rate (42%)
1 UNM MEDICAL GROUP REVENUES	200,318	83,466	79,430	189,966	40%	42%
2 UNM HOSPITALS REVENUES	0	0	0	0	N/A	N/A
3 SRMC REVENUES	0	0	0	0	N/A	N/A
4 TUITION AND FEES	0	0	0	0	N/A	N/A
5 CIGARETTE TAX APPROPRIATIONS	0	0	0	0	N/A	N/A
6 RPSF APPROPRIATIONS	1,265	527	527	813	42%	65%
7 I&G APPROPRIATIONS	0	0	0	0	N/A	N/A
8 I&G MAIN CAMPUS TRANSFERS	0	0	0	0	N/A	N/A
9 F&A REVENUES (OH RETURN)	0	0	0	0	N/A	N/A
10 HSC/UNM INTERNAL TRANSFERS	0	0	0	0	N/A	N/A
11 MILL LEVY	0	0	0	0	N/A	N/A
12 OTHER REVENUES	9,102	3,793	4,459	10,513	49%	42%
13 CONTRACT AND GRANT REVENUES	0	0	0	0	N/A	N/A
TOTAL REVENUES	210,685	87,785	84,416	201,292	40%	42%
14 TOTAL COMPENSATION EXPENSES	20,392	8,497	7,631	17,473	37%	44%
15 SUPPLIES/MEDICAL SUPPLIES	0	0	0	0	N/A	N/A
16 UNIVERSITY CLINICIANS PROGRAM	0	0	0	0	N/A	N/A
17 HOUSESTAFF	0	0	0	0	N/A	N/A
18 TRAVEL	0	0	0	0	N/A	N/A
19 STUDENT COSTS	0	0	0	0	N/A	N/A
20 PATIENT CARE COSTS	30,497	12,707	11,299	24,266	37%	47%
21 TELEPHONE/COMMUNICATION COSTS	0	0	0	0	N/A	N/A
22 PURCHASED SERVICES	148,240	61,767	62,020	144,340	42%	43%
23 OTHER MEDICAL SERVICES	0	0	0	0	N/A	N/A
24 SUB AWARDS/SERVICE CONTRACTS	0	0	0	0	N/A	N/A
25 O&M & LEASES	544	227	221	485	41%	46%
26 UTILITIES	0	0	0	0	N/A	N/A
27 DEPRECIATION	390	163	199	419	51%	47%
28 INTEREST EXPENSE	0	0	0	0	N/A	N/A
29 OTHER EXPENSES	7,323	3,051	2,550	6,426	35%	40%
30 CONTRACT AND GRANT EXPENSES	0	0	0	0	N/A	N/A
TOTAL EXPENSES	207,386	86,411	83,920	193,409	40%	43%
OPERATING NET MARGIN	3,299	1,375	496	7,883		
NON-RECURRING ITEMS						
31 CAPITAL EXPENDITURES	0	0	0	0	N/A	N/A
32 MEANINGFUL USE REVENUE	(100)	(42)	0	(55)	0%	0%
33 RETURN ON INVESTMENT - TRIWEST	0	0	0	0	N/A	N/A
34 USE OF UNMMG RESERVES	2,500	1,042	262	6,829	10%	4%
35 RECRUITMENT/STARTUP/SCHOLARSHIPS	0	0	0	0	N/A	N/A
36 NON-RECURRING TRANSFERS	0	0	0	0	N/A	N/A
TOTAL NON-RECURRING ITEMS	2,400	1,000	262	6,774	11%	4%
NET INCOME/(USE OF RESERVES)	899	375	234	1,109		



UNIVERSITY OF NEW MEXICO HEALTH SCIENCES CENTER - SRMC Only
2016 Fiscal Year-to-Date Summary through November 30, 2015 (Preliminary and Unaudited)
(In thousands)

Clinical Operations

	SRMC FY 2016 Re-Forecasted Budget 11/30/2015	SRMC FY 2016 Re-Forecasted YTD Budget 11/30/2015	SRMC FY 2016 YTD 11/30/2015 Actual	SRMC FY 2015 Year End Actual	SRMC FY 2016 YTD Actual to FY 2016 Re-Forecasted Budget Benchmark Rate (42%)	SRMC FY 2016 YTD Actual to FY 2015 Year End Actual Benchmark Rate (42%)
1 UNM MEDICAL GROUP REVENUES	0	0	0	0	N/A	N/A
2 UNM HOSPITALS REVENUES	0	0	0	0	N/A	N/A
3 SRMC REVENUES	79,351	33,063	31,711	74,755	40%	42%
4 TUITION AND FEES	0	0	0	0	N/A	N/A
5 CIGARETTE TAX APPROPRIATIONS	0	0	0	0	N/A	N/A
6 RPSAP APPROPRIATIONS	0	0	0	0	N/A	N/A
7 I&G APPROPRIATIONS	0	0	0	0	N/A	N/A
8 I&G MAIN CAMPUS TRANSFERS	0	0	0	0	N/A	N/A
9 F&A REVENUES (OH RETURN)	0	0	0	0	N/A	N/A
10 HSC/UNM INTERNAL TRANSFERS	0	0	0	0	N/A	N/A
11 MILL LEVY	6,117	2,549	2,549	6,081	42%	42%
12 OTHER REVENUES	468	195	208	468	44%	44%
13 CONTRACT AND GRANT REVENUES	0	0	0	59	N/A	0%
TOTAL REVENUES	85,936	35,807	34,468	81,363	40%	42%
14 TOTAL COMPENSATION EXPENSES	37,257	15,524	16,060	34,376	43%	47%
15 SUPPLIES/MEDICAL SUPPLIES	16,309	6,795	7,278	15,098	45%	48%
16 UNIVERSITY CLINICIANS PROGRAM	517	215	0	324	0%	0%
17 HOUSESTAFF	207	86	108	246	52%	44%
18 TRAVEL	37	15	18	33	49%	55%
19 STUDENT COSTS	0	0	0	0	N/A	N/A
20 PATIENT CARE COSTS	6,370	2,654	2,168	4,342	34%	50%
21 TELEPHONE/COMMUNICATION COSTS	113	47	49	94	43%	52%
22 PURCHASED SERVICES	3,487	1,453	942	3,718	27%	25%
23 OTHER MEDICAL SERVICES	1,714	714	342	864	20%	40%
24 SUB AWARDS/SERVICE CONTRACTS	2,241	934	676	1,581	30%	43%
25 O&M & LEASES	1,037	432	365	935	35%	39%
26 UTILITIES	968	403	381	830	39%	46%
27 DEPRECIATION	8,488	3,537	3,599	9,621	42%	37%
28 INTEREST EXPENSE	3,939	1,641	1,641	4,013	42%	41%
29 OTHER EXPENSES	3,064	1,277	1,133	2,627	37%	43%
30 CONTRACT AND GRANT EXPENSES	0	0	0	0	N/A	N/A
TOTAL EXPENSES	85,748	35,728	34,760	78,702	41%	44%
OPERATING NET MARGIN	188	78	(292)	2,661		
NON-RECURRING ITEMS						
31 CAPITAL EXPENDITURES	0	0	0	0	N/A	N/A
32 MEANINGFUL USE REVENUE	0	0	0	0	N/A	N/A
33 RETURN ON INVESTMENT - TRIWEST	0	0	0	0	N/A	N/A
34 USE OF UNMMG RESERVES	0	0	0	0	N/A	N/A
35 RECRUITMENT/STARTUP/SCHOLARSHIPS	0	0	0	0	N/A	N/A
36 NON-RECURRING TRANSFERS	0	0	0	0	N/A	N/A
TOTAL NON-RECURRING ITEMS	0	0	0	0	N/A	N/A
NET INCOME/(USE OF RESERVES)	188	78	(292)	2,661		



UNIVERSITY OF NEW MEXICO HEALTH SCIENCES CENTER - Consolidated HSC
2016 Fiscal Year-to-Date Summary through November 30, 2015 (Preliminary and Unaudited)
(In thousands)

* INCLUDES INTERCOMPANY ELIMINATIONS

Clinical and Academic Operations

	Consolidated HSC FY 2016 Re-Forecasted Budget 11/30/2015	Consolidated HSC FY 2016 Re-Forecasted YTD Budget 11/30/2015	Consolidated HSC FY 2016 YTD 11/30/2015 Actual	Consolidated HSC FY 2015 Year End Actual	Consolidated HSC FY 2016 YTD Actual to FY 2016 Re-Forecasted Budget Benchmark Rate (42%)	Consolidated HSC FY 2016 YTD Actual to FY 2015 Year End Actual Benchmark Rate (42%)
1 UNM MEDICAL GROUP REVENUES *	200,318	83,466	79,430	189,966	40%	42%
2 UNM HOSPITALS REVENUES *	895,456	373,107	378,615	914,420	42%	41%
3 SRMC REVENUES *	79,351	33,063	31,711	74,755	40%	42%
4 TUITION AND FEES	15,745	7,873	7,468	15,811	47%	47%
5 CIGARETTE TAX APPROPRIATIONS	3,899	1,625	1,802	3,824	46%	47%
6 RPSAP APPROPRIATIONS	34,914	14,548	14,693	33,620	42%	44%
7 I&G APPROPRIATIONS	64,636	26,932	26,921	64,907	42%	41%
8 I&G MAIN CAMPUS TRANSFERS	20,406	8,503	8,503	19,900	42%	43%
9 F&A REVENUES (OH RETURN)	24,500	10,208	9,776	24,250	40%	40%
10 HSC/UNM INTERNAL TRANSFERS	(2,195)	(915)	(3,243)	(5,578)	148%	58%
11 MILL LEVY	99,734	41,556	41,389	99,330	41%	42%
12 OTHER REVENUES *	52,157	21,732	23,057	54,801	44%	42%
13 CONTRACT AND GRANT REVENUES	146,961	61,234	58,671	146,318	40%	40%
TOTAL REVENUES	1,635,882	682,930	678,793	1,636,324	41%	41%
14 TOTAL COMPENSATION EXPENSES *	636,053	265,022	256,399	567,656	40%	45%
15 SUPPLIES/MEDICAL SUPPLIES	193,390	80,579	80,704	178,187	42%	45%
16 UNIVERSITY CLINICIANS PROGRAM	80,500	33,542	33,209	71,081	41%	47%
17 HOUSESTAFF	29,431	12,263	12,443	27,705	42%	45%
18 TRAVEL	5,862	2,443	2,265	5,765	39%	39%
19 STUDENT COSTS	3,341	1,392	1,392	3,024	42%	46%
20 PATIENT CARE COSTS	76,256	31,773	28,900	66,038	38%	44%
21 TELEPHONE/COMMUNICATION COSTS	7,151	2,980	2,724	6,139	38%	44%
22 PURCHASED SERVICES *	223,629	93,179	88,375	213,964	40%	41%
23 OTHER MEDICAL SERVICES	39,629	16,512	19,424	37,731	49%	51%
24 SUB AWARDS/SERVICE CONTRACTS	14,631	6,096	5,317	12,907	36%	41%
25 O&M & LEASES	30,230	12,596	10,976	26,598	36%	41%
26 UTILITIES	13,864	5,777	5,877	12,792	42%	46%
27 DEPRECIATION	42,416	17,673	17,219	43,746	41%	39%
28 INTEREST EXPENSE	9,539	3,975	3,957	13,165	41%	30%
29 OTHER EXPENSES	55,148	22,978	20,013	45,686	36%	44%
30 CONTRACT AND GRANT EXPENSES	135,307	56,378	53,910	133,967	40%	40%
TOTAL EXPENSES	1,596,377	665,157	643,104	1,466,151	40%	44%
OPERATING NET MARGIN	39,505	17,773	35,689	170,173		
NON-RECURRING ITEMS						
31 CAPITAL EXPENDITURES	30,876	12,865	21,221	130,602	69%	16%
32 MEANINGFUL USE REVENUE	(100)	(42)	0	(55)	0%	0%
33 RETURN ON INVESTMENT - TRIWEST	0	0	0	(14,172)	N/A	0%
34 USE OF UNMMG RESERVES	2,500	1,042	262	6,829	10%	4%
35 RECRUITMENT/STARTUP/SCHOLARSHIPS	957	399	397	1,870	41%	21%
36 NON-RECURRING TRANSFERS	2,983	1,243	4,950	9,977	166%	50%
TOTAL NON-RECURRING ITEMS	37,216	15,507	26,830	135,051	72%	20%
NET INCOME/(USE OF RESERVES)	2,289	2,266	8,859	35,122		



UNIVERSITY OF NEW MEXICO HEALTH SCIENCES CENTER - Consolidated HSC
2016 Fiscal Year-to-Date Summary through November 30, 2015 (Preliminary and Unaudited)
(In thousands)
DOES NOT INCLUDE INTERCOMPANY ELIMINATIONS

Clinical and Academic Operations

	Consolidated HSC FY 2016 Re-Forecasted Budget 11/30/2015	Consolidated HSC FY 2016 Re-Forecasted YTD Budget 11/30/2015	Consolidated HSC FY 2016 YTD 11/30/2015 Actual	Consolidated HSC FY 2015 Year End Actual	Consolidated HSC FY 2016 YTD Actual to FY 2016 Re-Forecasted Budget Benchmark Rate (42%)	Consolidated HSC FY 2016 YTD Actual to FY 2015 Year End Actual Benchmark Rate (42%)
1 UNM MEDICAL GROUP REVENUES	330,968	137,903	129,683	315,591	39%	41%
2 UNM HOSPITALS REVENUES	1,044,555	435,231	439,543	1,054,507	42%	42%
3 SRMC REVENUES	100,309	41,795	40,308	94,434	40%	43%
4 TUITION AND FEES	15,745	7,873	7,468	15,811	47%	47%
5 CIGARETTE TAX APPROPRIATIONS	3,899	1,625	1,802	3,824	46%	47%
6 RPSAP APPROPRIATIONS	34,914	14,548	14,693	33,620	42%	44%
7 I&G APPROPRIATIONS	64,636	26,932	26,921	64,907	42%	41%
8 I&G MAIN CAMPUS TRANSFERS	20,406	8,503	8,503	19,900	42%	43%
9 F&A REVENUES (OH RETURN)	24,500	10,208	9,776	24,250	40%	40%
10 HSC/UNM INTERNAL TRANSFERS	(2,195)	(915)	(3,243)	(5,578)	148%	58%
11 MILL LEVY	99,734	41,556	41,389	99,330	41%	42%
12 OTHER REVENUES	71,565	29,819	31,525	71,655	44%	44%
13 CONTRACT AND GRANT REVENUES	146,961	61,234	58,671	146,318	40%	40%
TOTAL REVENUES	1,955,997	816,311	807,039	1,938,569	41%	42%
14 TOTAL COMPENSATION EXPENSES	936,170	390,071	376,395	851,155	40%	44%
15 SUPPLIES/MEDICAL SUPPLIES	193,390	80,579	80,704	178,417	42%	45%
16 UNIVERSITY CLINICIANS PROGRAM	80,500	33,542	33,209	71,081	41%	47%
17 HOUSESTAFF	29,431	12,263	12,443	27,705	42%	45%
18 TRAVEL	5,862	2,443	2,265	5,765	39%	39%
19 STUDENT COSTS	3,341	1,392	1,392	3,024	42%	46%
20 PATIENT CARE COSTS	76,256	31,773	28,900	66,038	38%	44%
21 TELEPHONE/COMMUNICATION COSTS	7,151	2,980	2,724	6,139	38%	44%
22 PURCHASED SERVICES	243,627	101,511	96,625	232,625	40%	42%
23 OTHER MEDICAL SERVICES	39,629	16,512	19,424	37,731	49%	51%
24 SUB AWARDS/SERVICE CONTRACTS	14,631	6,096	5,317	12,907	36%	41%
25 O&M & LEASES	30,230	12,596	10,976	26,452	36%	41%
26 UTILITIES	13,864	5,777	5,877	12,792	42%	46%
27 DEPRECIATION	42,416	17,673	17,219	43,746	41%	39%
28 INTEREST EXPENSE	9,539	3,975	3,957	13,165	41%	30%
29 OTHER EXPENSES	55,148	22,978	20,013	45,687	36%	44%
30 CONTRACT AND GRANT EXPENSES	135,307	56,378	53,910	133,967	40%	40%
TOTAL EXPENSES	1,916,492	798,538	771,350	1,768,396	40%	44%
OPERATING NET MARGIN	39,505	17,773	35,689	170,173		
NON-RECURRING ITEMS						
31 CAPITAL EXPENDITURES	30,876	12,865	21,221	130,602	69%	16%
32 MEANINGFUL USE REVENUE	(100)	(42)	0	(55)	0%	0%
33 RETURN ON INVESTMENT - TRIWEST	0	0	0	(14,172)	N/A	0%
34 USE OF UNMMG RESERVES	2,500	1,042	262	6,829	10%	4%
35 RECRUITMENT/STARTUP/SCHOLARSHIPS	957	399	397	1,870	41%	21%
36 NON-RECURRING TRANSFERS	2,983	1,243	4,950	9,977	166%	50%
TOTAL NON-RECURRING ITEMS	37,216	15,507	26,830	135,051	72%	20%
NET INCOME/(USE OF RESERVES)	2,289	2,266	8,859	35,122		

GLOSSARY OF REPORT CATEGORIES

FINANCIAL STATEMENT CATEGORY		UNM	UNMMG	UNM Hospitals	SRMC
1	UNM MEDICAL GROUP REVENUES	Clinical revenue primarily based on Physician or Provider efforts and collection through UNMMG	Net patient services revenue including SCI & UPL from UNMMG Clinical operations	N/A	N/A
2	UNM HOSPITALS REVENUES	Revenue from University Hospital to the School of Medicine	N/A	Hospital facility revenue based on patient billings by UNMH	N/A
3	SRMC REVENUES	Revenue from SRMC to the School of Medicine	N/A	N/A	Hospital facility revenue based on patient billings by SRMC
4	TUITION AND FEES	Tuition & Fees, including tuition differentials	N/A	N/A	N/A
5	CIGARETTE TAX APPROPRIATIONS	Revenues received from the State as a calculated portion of Tax Revenue on the sale of tobacco products for use in Cancer Research	N/A	N/A	N/A
6	RPSP APPROPRIATIONS	Revenue received for current operations made available to UNM by act of NM State Legislature on an annual basis for Research, Public Service and Independent Operations	N/A	Revenue received for current operations made available to UNMH by act of NM State Legislature on an annual basis for Research, Public Service and Independent Operations	N/A
7	I&G APPROPRIATIONS	Revenue received for current operations made available to UNM by act of NM State Legislature on an annual basis for I&G operations	N/A	N/A	N/A
8	I&G MAIN CAMPUS TRANSFERS	Partial transfer of tuition and formula workload generated by Nursing, Pharmacy and SOM	N/A	N/A	N/A
9	F & A REVENUES (OH RETURN)	Revenue from recovery of indirect costs (F&A) incurred by a Contract or Grant also known as overhead return	N/A	N/A	N/A
10	HSC/UNM INTERNAL TRANSFERS	All transfers to/from HSC Unrestricted Funds excluding the I&G Main Campus Transfer and Transfers for Debt Service	N/A	N/A	N/A
11	MILL LEVY	N/A	N/A	Mil levy taxes collected on behalf of the Bernalillo County Treasurer and remitted to UNMH as required by the Hospital Funding Act.	Mil levy taxes collected on behalf of the Sandoval County Treasurer and remitted to SRMC as required by the Hospital Funding Act.
12	OTHER REVENUES	All other Revenues - not contained in any other category - Sales & Services (not Internal Service Center P18 sales), Gains on Sponsored Projects, Gifts, Endowment Spending Distributions, Investment Income, etc.	Other operating revenues and revenue received from UNM Hospitals to cover SRMC physician costs.	All other revenues not contained in any other category: Investment income, equity loss in Tricare, donated revenue, gain/loss on sale of assets, food, nutrition, catering & vending revenue, medical records revenue, rent revenue, all other non-operating revenue	All other revenues not contained in any other category: Investment income, donated revenue, gain/loss on sale of assets, food, nutrition, catering & vending revenue, medical records revenue, rent revenue, all other non-operating revenue
13	CONTRACT AND GRANT REVENUES	All Restricted Funds Revenue and Unrestricted Contract Revenue for example VA contracts	N/A	Revenue associated with restricted and unrestricted contracts and grants	N/A
14	TOTAL COMPENSATION EXPENSES	Salary, wages & benefits	Salaries and benefits considered to be operating and certain clinical expenses of UNMMG	Salary, wages & benefits	Salary, wages & benefits

GLOSSARY OF REPORT CATEGORIES

FINANCIAL STATEMENT CATEGORY		UNM	UNMMG	UNM Hospitals	SRMC
15	SUPPLIES/MEDICAL SUPPLIES	Office supplies, computer supplies, dues & memberships, postage charges, recruitment expenses, non capital equipment, computers, food, lab supplies, uniforms, training materials, etc.	N/A	Medical supplies for: lab, radiology, blood, pharmaceuticals, biologics, implantable devices, office supplies, computer supplies, photocopy expense, forms, linen, food, uniforms, and training materials.	Medical supplies for: lab, radiology, blood, pharmaceuticals, biologics, implantable devices, office supplies, computer supplies, photocopy expense, forms, linen, food, uniforms, and training materials.
16	UNIVERSITY CLINICIANS PROGRAM	N/A	N/A	Special clinician program to support SOM	Special clinician program to support SOM
17	HOUSESTAFF	N/A	N/A	Reimbursement of patient care services provided by residents who are employed by SOM.	Reimbursement of patient care services provided by SOM through UNMMG.
18	TRAVEL	Travel - in state, out of state, foreign, business meals, rental vehicles, new employee moving expenses, vehicle fuel etc.	N/A	Travel - in state, out of state, business meals, rental vehicles, flights, ground transportation, vehicle fuel etc.	Travel - in state, out of state, business meals, rental vehicles, flights, ground transportation, vehicle fuel etc.
19	STUDENT COSTS	Student tuition/fee expense, student travel, scholarships/fellowships, housing, insurance for students, student awards, etc.	N/A	N/A	N/A
20	PATIENT CARE COSTS	Patient Care costs for inpatient, outpatient care & lab, pharmacy and x-ray services for patients	Patient Care costs for inpatient, outpatient care & lab, pharmacy and x-ray services for patients	Patient Care costs for inpatient, outpatient care including Tricore laboratory expense, OR instruments, NM Insurance pool premiums, kidney acquisition, step down care (snf) for IV dependent patients, radiation oncology and patient assistance	Patient Care costs for inpatient, outpatient care including Tricore laboratory expense, OR instruments, NM Insurance pool premiums, kidney acquisition, step down care (snf) for IV dependent patients, radiation oncology and patient assistance
21	TELEPHONE/COMMUNICATION COSTS	Telephone, voicemail, cellular, long distance, paging and data networking charges	N/A	Telephone, voicemail, cellular, long distance, paging and data networking charges	Telephone, voicemail, cellular, long distance, paging and data networking charges
22	PURCHASED SERVICES	Alarm fees, internet fees, architectural services, auditing services, printing/copying/binding fees, conference/event fees, honoraria, insurance charges (general liability, professional liability), legal services, electronic journals & books, consultant fees, etc.	Includes payment to UNM SOM for physician and other provider services	Recruitment, professional, legal, auditing, consulting fees, promotional/graphics, IT Hosting Center, Siemens and PACS, safety and risk services, equifax, laundry, malpractice and liability insurance, etc.	Recruitment, professional, legal, auditing, consulting fees, promotional/graphics, IT Hosting Center, Siemens and PACS, safety and risk services, equifax, laundry, malpractice and liability insurance, etc.
23	OTHER MEDICAL SERVICES	N/A	N/A	Pathology contract, physician services, Executive Medical Directors, Medical Directors, dialysis services for UNM Care patients, OMI MOU, Adult Infusion net	Physician services
24	SUB AWARDS/SERVICE CONTRACTS	Unrestricted Sub Awards, Gain/Loss on Unrestricted Projects	N/A	All service contracts	All service contracts
25	O&M & LEASES	Plant maintenance and repairs, equipment repairs and maintenance, property insurance, auto insurance, facility rent expense	Building maintenance and repairs, equipment repairs and maintenance, repair parts, equipment rent, property insurance, auto insurance, facility rent expense, and housekeeping supplies	Building maintenance and repairs, equipment repairs and maintenance, repair parts, equipment rent, property insurance, auto insurance, facility rent expense, and housekeeping supplies	Building maintenance and repairs, equipment repairs and maintenance, repair parts, equipment rent, property insurance, auto insurance, facility rent expense, and housekeeping supplies
26	UTILITIES	Natural gas, electricity, steam, sewer, water, chilled water	N/A	Natural gas, electricity, steam, sewer, water, chilled water	Natural gas, electricity, steam, sewer, water, chilled water

GLOSSARY OF REPORT CATEGORIES

FINANCIAL STATEMENT CATEGORY		UNM	UNMMG	UNM Hospitals	SRMC
27	DEPRECIATION	N/A	The annual amortization for the furniture and equipment.	The annual amortization for the capital outlay associated with building, building improvement, fixed and moveable equipment which is based on the estimated useful lives of the assets as determined by the AHA "Estimated useful lives of Depreciable Hospital Assets".	The annual amortization for the capital outlay associated with building, building improvement, fixed and moveable equipment which is based on the estimated useful lives of the assets as determined by the AHA "Estimated useful lives of Depreciable Hospital Assets".
28	INTEREST EXPENSE	Transfers to cover debt service	N/A	Interest expense associated with the series 2004 FHA Insured Hospital Mortgage Revenue Bonds.	SRMC receives subsidy payments related to interest payments under the federal Build America Bond program. Under the program SRMC applies for subsidy funds commensurate with each bond payment, so the application for the subsidy is made semiannually. Also includes interest expense on the Series A & B Bonds.
29	OTHER EXPENSES	Banking fees, cost of goods sold, research costs, royalties, bad debt expense, other operating costs, Banner tax, etc.	Billings & collections expenses and other operating expenses of UNMMG	Programming, application, software and maintenance expenses, non capital equipment (less than \$5k), signs, dues & memberships, freight, postage, subscriptions, licenses/permits, Gap Tax, Intergovernmental Transfers for the SCI and IME, bond issuance costs, capital initiatives and other non-operating expenses.	Programming, application, software and maintenance expenses, non capital equipment (less than \$5k), signs, dues & memberships, freight, postage, subscriptions, licenses/permits, Gap Tax, Intergovernmental Transfers for the SCI and IME, bond issuance costs, capital initiatives and other non-operating expenses.
30	CONTRACT AND GRANT EXPENSES	All Restricted Funds Expense and Unrestricted Contract Expense for example VA contracts	N/A	N/A	N/A
31	CAPITAL EXPENDITURES	Equipment/furniture >\$5,000, Computer hardware, library acquisitions, etc.	N/A	This is capital initiatives in the case of UNM Hospitals.	N/A
32	MEANINGFUL USE REVENUE	N/A	Medicare and Medicaid programs provide incentive payments for hospital and physicians that make meaningful use of certified electronic health record technology.	Medicare and Medicaid programs provide incentive payments for hospital and physicians that make meaningful use of certified electronic health record technology.	N/A
33	RETURN ON INVESTMENT - TRIWEST	NA	NA	Dividend payments from investment in TriWest	NA
34	USE OF UNMMG RESERVES	N/A	To fund and support the mission of the Health Sciences Center.	N/A	N/A
35	RECRUITMENT/STARTUP/SCHOLARSHIPS	Chair and Startup Packages, Dean's Scholars/Professorships, and Recruitment Costs	N/A	N/A	N/A
36	NON-RECURRING TRANSFERS	Transfers from current unrestricted funds to plant funds or any other non-recurring transfers	N/A	N/A	N/A



UNIVERSITY OF NEW MEXICO HEALTH SCIENCES CENTER
Balance Sheet for the Health Sciences Center
2016 Fiscal Year as of November 30, 2015 (Preliminary and Unaudited)
(In thousands)

	University HSC	UNM Hospitals	UNMMG	SRMC
ASSETS				
1 Cash and cash equivalents	15,175	84,351	18,491	9,108
2 Marketable securities	22,763	34,509		-
Receivables:		-		
3 Patient, net	999	142,349	28,295	11,655
4 Receivable from Affiliates	76,903	2,840	7,286	629
5 Estimated third party payor settlements	-	36,362		1,634
6 County Treasurer	-	37,423		2,469
7 Contracts, Grants and Other	16,902	3,554		819
8 Other	7,463	20,050	858	3,267
Total Current Assets	<u>140,205</u>	<u>361,438</u>	<u>54,930</u>	<u>29,581</u>
Assets whose use is limited:				
9 Held by trustee for debt service & other	-	20,963	-	11,523
10 By UNM Hospital Board of Trustees	231,553	21,073	-	-
11 Board and Other Dedicated Assets	48,561	-	21,618	-
12 Endowments	106,832	-	-	-
13 Capital Assets, net of depreciation	263,935	236,002	3,633	118,497
TOTAL ASSETS	<u>791,086</u>	<u>639,476</u>	<u>80,181</u>	<u>159,601</u>
LIABILITIES				
14 Accounts Payable	8,621	50,403	3,681	3,887
15 Other accrued liabilities	35,166	40,106	3,336	3,070
16 Payable to Affiliates	2,598	57,045	26,984	1,031
17 Bonds payable - current	869	6,035	-	3,455
18 Interest payable bonds	765	1,743	-	2,462
19 Estimated third party payor settlements	-	26,299	-	118
20 Bonds payable - non current	16,373	108,965	-	126,755
21 Other liabilities - non current	9,717	14,247	-	-
22 Sponsored Project and Other Deferred Revenue	19,446	-	-	-
TOTAL LIABILITIES	<u>93,555</u>	<u>304,843</u>	<u>34,001</u>	<u>140,778</u>
NET POSITION				
23 Restricted - expendable grants, bequests and contributions	108,403	15,467	-	78
24 Restricted - trust indenture and debt agreement	-	20,606	21,618	11,523
25 Committed and Dedicated agreements	329,533	-	-	-
26 Discretionary Reserve	12,902	177,558	20,929	7,222
27 Assets invested in Capital, net of related debt	246,693	121,002	3,633	-
TOTAL NET POSITION	<u>697,531</u>	<u>334,633</u>	<u>46,180</u>	<u>18,823</u>

Note: Under the UNMH Pavilion Mortgage, and the separate Security Agreement, UNMH and UNM Regents granted a security interest in all of UNMH's cash, accounts receivable, and contract rights to the Mortgagee (HUD).



UNIVERSITY OF NEW MEXICO HEALTH SCIENCES CENTER
Glossary of Report Categories

University HSC

UNM Hospitals

UNMMG

SRMC

ASSETS

1	Cash and cash equivalents	Funds on deposit with Financial Institution with UNM. Under the UNMH Pavilion Mortgage, and the separate Security Agreement, UNMH and UNM Regents granted a security interest in all of UNMH's cash, accounts receivable, and contract rights to the Mortgagee (HUD).	Funds on deposit with Financial Institution. Under the UNMH Pavilion Mortgage, and the separate Security Agreement, UNMH and UNM Regents granted a security interest in all of UNMH's cash, accounts receivable, and contract rights to the Mortgagee (HUD).	Funds on deposit with Financial Institution	Funds on deposit with Financial Institution
2	Marketable securities	Funds invested in securities in accordance with UNM Investment policy. Under the UNMH Pavilion Mortgage, and the separate Security Agreement, UNMH and UNM Regents granted a security interest in all of UNMH's cash, accounts receivable, and contract rights to the Mortgagee (HUD).	Funds invested in US Treasury . Under the UNMH Pavilion Mortgage, and the separate Security Agreement, UNMH and UNM Regents granted a security interest in all of UNMH's cash, accounts receivable, and contract rights to the Mortgagee (HUD).	N/A	N/A
3	Patient, net	Pediatric/Newborn Transport Services, net of estimated contractual allowances and estimated bad debt	Patient Receivable after adjustments for discounts and allowances	Patient Receivable for care provided by UNM SOM facility and other practitioners, net of estimated contractual allowances and estimated bad debt	Patient Receivable for facility costs, net of estimated contractual allowances and estimated bad debt
4	Receivable from Affiliates	Related Party Receivables for goods or services provided to UNM Hospitals, UNMMG and SRMC	Related Party Receivable from University HSC and SRMC	Related Party Receivables for goods or services provided to UNM Hospitals, University HSC and SRMC	Related Party Receivable from UNMMG and UNMH
5	Estimated third party payor settlements	N/A	Accounts Receivable for IME/GME /DSH	N/A	
6	County Treasurer	N/A	Bernalillo County Mil Levy Receivable	N/A	Sandoval County Mil Levy Receivable
7	Contracts, Grants and Other	Sponsored project receivables and other services invoiced by UNM such as OMI, Resident Physician contracts, etc.	Accounts Receivable from Contracts/UNM MG/Special Billing/Investments	N/A	Other receivable balances. Includes BAB Subsidy receivable balance.



UNIVERSITY OF NEW MEXICO HEALTH SCIENCES CENTER
Glossary of Report Categories

University HSC

UNM Hospitals

UNMMG

SRMC

8 Other

Prepaid contractual obligations, such as library subscription services and maintenance contacts

Prepaid Expense and Inventory

Prepaid expense and inventory

Prepaid Expense and Inventory

9 Held by trustee for debt service & other

N/A

Debt/Mortgage reserve funds to include collateral and intangible assets, and total deferred outflows related to pensions

N/A

Funds held in Trustee Accounts, Mortgage reserve funds, bond debt service accounts

10 By UNM Hospital Clinical Operations Board

Funds held by the University for UH capital initiatives. Under the UNMH Pavilion Mortgage, and the separate Security Agreement, UNMH and UNM Regents granted a security interest in all of UNMH's cash, accounts receivable, and contract rights to the Mortgagee (HUD).

Investment in TriWest/Tricare Reference Laboratory. Under the UNMH Pavilion Mortgage, and the separate Security Agreement, UNMH and UNM Regents granted a security interest in all of UNMH's cash, accounts receivable, and contract rights to the Mortgagee (HUD).

N/A

N/A

11 Board and Other Designated Assets

Funds dedicated to UNM HSC unexpended plant funds

N/A

Department, SOM Investment in UNMMG and Quality Reserves

The original bond proceeds were used to purchase GNMA's which collateralize the mortgage with Prudential

12 Endowments

Balance of endowed corpus funds generating revenue according to donor intent

N/A

N/A

N/A

13 Capital Assets, net of depreciation

Property, Plant and Equipment

Land, Property, Plant and Equipment

Furniture and Equipment

Land, Property, Plant and Equipment

LIABILITIES

14 Accounts Payable

Unpaid balances owed to vendors for goods and services; amounts owed to employees for expense reimbursements

Amount owed to creditors

Unpaid balances owed to vendors for goods and services; accrued payroll and other payroll benefits and taxes

Unpaid balances owed to vendors for goods and services

15 Other accrued liabilities

Payroll withholding liabilities and estimated value of compensated absences

32 Accrued liabilities to include payroll, compensated benefit, and Incurred but not Recognized (IBNR) State Coverage Insurance

Accrued payroll and other payroll benefits and taxes

Accrued liabilities to include payroll, compensated benefits and other payroll benefits and taxes



UNIVERSITY OF NEW MEXICO HEALTH SCIENCES CENTER
Glossary of Report Categories

University HSC

UNM Hospitals

UNMMG

SRMC

16 Payable to Affiliates	Unpaid balances for services provided by UNM Hospitals, and UNMMG	Unpaid balances for services provided by University HSC	Unpaid balances for services provided by University HSC for purchased services, special arrangements, and indigent distribution	Unpaid balances for services provided by University HSC, UNMMG and UNMH
17 Bonds payable - current	Debt service payment that will be due within the next twelve months	Series 2004 Bonds payable in next year - FHA Insured Hospital Mortgage Revenue Bonds	N/A	Debt service payment that will be due within the next twelve months
18 Interest payable bonds	Interest Payable on outstanding debt	Interest Payable Series 2004 Bonds (FHA Insured Hospital Mortgage Revenue Bonds)	N/A	Interest Payable on Bonds
19 Estimated third party payor settlements	N/A	Medicare/Medicaid Settlements	N/A	Medicare/Medicaid Settlements
20 Bonds payable - non current	Outstanding balance due in the long-term for bond funding	Series Bonds Payable in the long-term (FHA Insured Hospital Mortgage Revenue Bonds)	N/A	Outstanding balance due in the long-term for FHA Insured Hospital Revenue Bonds
21 Other liabilities - non current	Estimated future cost associated with self-funded health insurance plan	Estimated future cost associated with Other Post Employment Benefits (OPEB), bond premiums and Mortgage payable	N/A	N/A
22 Sponsored Project and Other Deferred Revenue	Prepaid contract and grant revenue, tuition, and other prepaid student fees	N/A	N/A	N/A
NET POSITION				
23 Restricted - expendable grants, bequests and contributions	Restricted monies used in accordance with donor intent, contracts and bequests	Restricted monies used in accordance with donor intent, contracts and bequests	N/A	Restricted monies used in accordance with donor intent, contracts and bequests
24 Restricted - trust indenture and debt agreement	N/A	Restricted monies for Debt Service, Collateral, and Mortgage Reserve	N/A	Restricted monies for Mortgage reserve, Bond Debt Service
25 Committed and Dedicated agreements	Funds that have been committed for future expenditures. Dedicated funds have a clear focused purposed with for specific use.	N/A	Department, SOM Investment in UNMMG and Quality Fund Balances	N/A



UNIVERSITY OF NEW MEXICO HEALTH SCIENCES CENTER
Glossary of Report Categories

	University HSC	UNM Hospitals	UNMMG	SRMC
--	-----------------------	----------------------	--------------	-------------

26 Discretionary Reserve	Remaining fund balance after accounting for all restricted, committed and dedicated funds	Chief operating fund for all financial resources except those accounted for in another fund	Other operating reserves	Chief operating fund for all financial resources except those accounted for in another fund
27 Assets invested in Capital, net of related debt	Property, Plant and Equipment after adjustment for related bond debt	Property, Plant and Equipment after adjustment for related bond debt	Furniture and Equipment after adjustment for related bond debt	Property, Plant and Equipment after adjustment for related bond debt