



UNIVERSITY OF NEW MEXICO HEALTH SCIENCES CENTER - University HSC Only*
2016 Fiscal Year-to-Date Summary through December 31, 2015 (Preliminary and Unaudited)
(In thousands)

* UNIVERSITY HSC ONLY INCLUDES: SOM, CON, COP, HSLIC, ADMIN, RESEARCH

	University HSC FY 2016 Re-Forecasted Budget 12/31/2015	University HSC FY 2016 Re-Forecasted YTD Budget 12/31/2015	University HSC FY 2016 YTD 12/31/2015 Actual	University HSC FY 2015 Year End Actual	University HSC FY 2016 YTD Actual to FY 2016 Re-Forecasted Budget Benchmark Rate (50%)	University HSC FY 2016 YTD Actual to FY 2015 Year End Actual Benchmark Rate (50%)
1 UNM MEDICAL GROUP REVENUES	127,873	63,936	59,693	125,625	47%	48%
2 UNM HOSPITALS REVENUES	155,723	77,861	75,504	142,751	48%	53%
3 SRMC REVENUES	20,717	10,358	10,337	19,679	50%	53%
4 TUITION AND FEES	15,745	7,873	7,905	15,811	50%	50%
5 CIGARETTE TAX APPROPRIATIONS	3,899	1,950	2,110	3,824	54%	55%
6 RPSP APPROPRIATIONS	20,532	10,266	10,391	19,690	51%	53%
7 I&G APPROPRIATIONS	64,636	32,318	32,309	64,907	50%	50%
8 I&G MAIN CAMPUS TRANSFERS	19,388	9,694	9,185	19,900	47%	46%
9 F&A REVENUES (OH RETURN)	24,500	12,250	11,917	24,250	49%	49%
10 HSC/UNM INTERNAL TRANSFERS	(2,108)	(1,054)	(2,367)	(5,578)	112%	42%
11 MILL LEVY	0	0	0	0	N/A	N/A
12 OTHER REVENUES	36,667	18,334	20,062	32,502	55%	62%
13 CONTRACT AND GRANT REVENUES	144,100	72,050	69,682	142,683	48%	49%
TOTAL REVENUES	631,672	315,836	306,727	606,044	49%	51%
14 TOTAL COMPENSATION EXPENSES	398,778	199,389	189,897	368,308	48%	52%
15 SUPPLIES/MEDICAL SUPPLIES	14,084	7,042	5,852	13,441	42%	44%
16 UNIVERSITY CLINICIANS PROGRAM	0	0	0	0	N/A	N/A
17 HOUSESTAFF	0	0	0	0	N/A	N/A
18 TRAVEL	6,581	3,290	2,272	5,080	35%	45%
19 STUDENT COSTS	2,489	1,245	1,470	3,024	59%	49%
20 PATIENT CARE COSTS	1,542	771	388	1,282	25%	30%
21 TELEPHONE/COMMUNICATION COSTS	2,268	1,134	1,160	2,277	51%	51%
22 PURCHASED SERVICES	28,309	14,154	14,138	35,628	50%	40%
23 OTHER MEDICAL SERVICES	0	0	0	0	N/A	N/A
24 SUB AWARDS/SERVICE CONTRACTS	992	496	354	1,399	36%	25%
25 O&M & LEASES	5,472	2,736	2,935	7,208	54%	41%
26 UTILITIES	5,266	2,633	2,590	5,292	49%	49%
27 DEPRECIATION	0	0	0	0	N/A	N/A
28 INTEREST EXPENSE	2,399	1,199	1,199	2,284	50%	53%
29 OTHER EXPENSES	4,126	2,063	1,768	2,637	43%	67%
30 CONTRACT AND GRANT EXPENSES	135,307	67,654	65,466	133,967	48%	49%
TOTAL EXPENSES	607,611	303,806	289,490	581,827	48%	50%
OPERATING NET MARGIN	24,060	12,030	17,237	24,217		
NON-RECURRING ITEMS						
31 CAPITAL EXPENDITURES	2,345	1,173	807	1,620	34%	50%
32 MEANINGFUL USE REVENUE	0	0	0	0	N/A	N/A
33 RETURN ON INVESTMENT - TRIWEST	0	0	0	0	N/A	N/A
34 USE OF UNMMG RESERVES	0	0	0	0	N/A	N/A
35 RECRUITMENT/STARTUP/SCHOLARSHIPS	3,062	1,531	1,498	1,870	49%	80%
36 NON-RECURRING TRANSFERS	11,278	5,639	9,896	9,977	88%	99%
TOTAL NON-RECURRING ITEMS	16,685	8,342	12,201	13,467	73%	91%
NET INCOME/(USE OF RESERVES)	7,376	3,688	5,036	10,750		



UNIVERSITY OF NEW MEXICO HEALTH SCIENCES CENTER - UNM Hospitals Only
2016 Fiscal Year-to-Date Summary through December 31, 2015 (Preliminary and Unaudited)
(In thousands)

Clinical Operations

	UNM Hospitals FY 2016 Re-Forecasted Budget 12/31/2015	UNM Hospitals FY 2016 Re-Forecasted YTD Budget 12/31/2015	UNM Hospitals FY 2016 YTD 12/31/2015 Actual	UNM Hospitals FY 2015 Year End Actual	UNM Hospitals FY 2016 YTD Actual to FY 2016 Re-Forecasted Budget Benchmark Rate (50%)	UNM Hospitals FY 2016 YTD Actual to FY 2015 Year End Actual Benchmark Rate (50%)
1 UNM MEDICAL GROUP REVENUES	0	0	0	0	N/A	N/A
2 UNM HOSPITALS REVENUES	870,849	435,425	428,508	911,756	49%	47%
3 SRMC REVENUES	0	0	0	0	N/A	N/A
4 TUITION AND FEES	0	0	0	0	N/A	N/A
5 CIGARETTE TAX APPROPRIATIONS	0	0	0	0	N/A	N/A
6 RPSP APPROPRIATIONS	13,117	6,558	6,558	13,117	50%	50%
7 I&G APPROPRIATIONS	0	0	0	0	N/A	N/A
8 I&G MAIN CAMPUS TRANSFERS	0	0	0	0	N/A	N/A
9 F&A REVENUES (OH RETURN)	0	0	0	0	N/A	N/A
10 HSC/UNM INTERNAL TRANSFERS	0	0	0	0	N/A	N/A
11 MILL LEVY	93,617	46,808	46,608	93,249	50%	50%
12 OTHER REVENUES	23,860	11,930	12,324	28,172	52%	44%
13 CONTRACT AND GRANT REVENUES	2,902	1,451	1,404	3,576	48%	39%
TOTAL REVENUES	1,004,344	502,172	495,402	1,049,870	49%	47%
14 TOTAL COMPENSATION EXPENSES	465,586	232,793	226,109	430,998	49%	52%
15 SUPPLIES/MEDICAL SUPPLIES	167,952	83,976	83,058	149,878	49%	55%
16 UNIVERSITY CLINICIANS PROGRAM	79,700	39,850	39,854	70,757	50%	56%
17 HOUSESTAFF	29,224	14,612	14,642	27,459	50%	53%
18 TRAVEL	703	352	348	652	50%	53%
19 STUDENT COSTS	0	0	0	0	N/A	N/A
20 PATIENT CARE COSTS	38,144	19,072	18,281	36,148	48%	51%
21 TELEPHONE/COMMUNICATION COSTS	3,911	1,956	1,954	3,768	50%	52%
22 PURCHASED SERVICES	55,235	27,617	26,380	48,939	48%	54%
23 OTHER MEDICAL SERVICES	47,931	23,966	24,054	36,867	50%	65%
24 SUB AWARDS/SERVICE CONTRACTS	10,605	5,302	5,325	9,927	50%	54%
25 O&M & LEASES	17,995	8,997	8,924	17,824	50%	50%
26 UTILITIES	7,775	3,888	3,953	6,670	51%	59%
27 DEPRECIATION	33,336	16,668	16,128	33,706	48%	48%
28 INTEREST EXPENSE	3,166	1,583	1,583	6,868	50%	23%
29 OTHER EXPENSES	35,095	17,548	16,817	33,997	48%	49%
30 CONTRACT AND GRANT EXPENSES	0	0	0	0	N/A	N/A
TOTAL EXPENSES	996,358	498,179	487,410	914,458	49%	53%
OPERATING NET MARGIN	7,986	3,993	7,993	135,412		
NON-RECURRING ITEMS						
31 CAPITAL EXPENDITURES	494	247	494	128,982	100%	0%
32 MEANINGFUL USE REVENUE	0	0	0	0	N/A	N/A
33 RETURN ON INVESTMENT - TRIWEST	0	0	0	(14,172)	N/A	0%
34 USE OF UNMMG RESERVES	0	0	0	0	N/A	N/A
35 RECRUITMENT/STARTUP/SCHOLARSHIPS	0	0	0	0	N/A	N/A
36 NON-RECURRING TRANSFERS	0	0	0	0	N/A	N/A
TOTAL NON-RECURRING ITEMS	494	247	494	114,810	100%	0%
NET INCOME/(USE OF RESERVES)	7,493	3,746	7,499	20,602		



UNIVERSITY OF NEW MEXICO HEALTH SCIENCES CENTER - UNMMG Only
2016 Fiscal Year-to-Date Summary through December 31, 2015 (Preliminary and Unaudited)
(In thousands)

Clinical Operations

	UNMMG FY 2016 Re-Forecasted Budget 12/31/2015	UNMMG FY 2016 Re-Forecasted YTD Budget 12/31/2015	UNMMG FY 2016 YTD 12/31/2015 Actual	UNMMG FY 2015 Year End Actual	UNMMG FY 2016 YTD Actual to FY 2016 Re-Forecasted Budget Benchmark Rate (50%)	UNMMG FY 2016 YTD Actual to FY 2015 Year End Actual Benchmark Rate (50%)
1 UNM MEDICAL GROUP REVENUES	199,794	99,897	97,116	189,966	49%	51%
2 UNM HOSPITALS REVENUES	0	0	0	0	N/A	N/A
3 SRMC REVENUES	0	0	0	0	N/A	N/A
4 TUITION AND FEES	0	0	0	0	N/A	N/A
5 CIGARETTE TAX APPROPRIATIONS	0	0	0	0	N/A	N/A
6 RPSF APPROPRIATIONS	1,265	632	632	813	50%	78%
7 I&G APPROPRIATIONS	0	0	0	0	N/A	N/A
8 I&G MAIN CAMPUS TRANSFERS	0	0	0	0	N/A	N/A
9 F&A REVENUES (OH RETURN)	0	0	0	0	N/A	N/A
10 HSC/UNM INTERNAL TRANSFERS	0	0	0	0	N/A	N/A
11 MILL LEVY	0	0	0	0	N/A	N/A
12 OTHER REVENUES	9,627	4,813	4,871	10,513	51%	46%
13 CONTRACT AND GRANT REVENUES	0	0	0	0	N/A	N/A
TOTAL REVENUES	210,685	105,343	102,618	201,292	49%	51%
14 TOTAL COMPENSATION EXPENSES	20,392	10,196	9,203	17,473	45%	53%
15 SUPPLIES/MEDICAL SUPPLIES	0	0	0	0	N/A	N/A
16 UNIVERSITY CLINICIANS PROGRAM	0	0	0	0	N/A	N/A
17 HOUSESTAFF	0	0	0	0	N/A	N/A
18 TRAVEL	0	0	0	0	N/A	N/A
19 STUDENT COSTS	0	0	0	0	N/A	N/A
20 PATIENT CARE COSTS	30,497	15,249	13,505	24,266	44%	56%
21 TELEPHONE/COMMUNICATION COSTS	0	0	0	0	N/A	N/A
22 PURCHASED SERVICES	148,240	74,120	75,582	144,340	51%	52%
23 OTHER MEDICAL SERVICES	0	0	0	0	N/A	N/A
24 SUB AWARDS/SERVICE CONTRACTS	0	0	0	0	N/A	N/A
25 O&M & LEASES	544	272	265	485	49%	55%
26 UTILITIES	0	0	0	0	N/A	N/A
27 DEPRECIATION	390	195	238	419	61%	57%
28 INTEREST EXPENSE	0	0	0	0	N/A	N/A
29 OTHER EXPENSES	7,323	3,661	2,877	6,426	39%	45%
30 CONTRACT AND GRANT EXPENSES	0	0	0	0	N/A	N/A
TOTAL EXPENSES	207,386	103,693	101,671	193,409	49%	53%
OPERATING NET MARGIN	3,299	1,649	948	7,883		
NON-RECURRING ITEMS						
31 CAPITAL EXPENDITURES	0	0	0	0	N/A	N/A
32 MEANINGFUL USE REVENUE	(100)	(50)	0	(55)	0%	0%
33 RETURN ON INVESTMENT - TRIWEST	0	0	0	0	N/A	N/A
34 USE OF UNMMG RESERVES	2,500	1,250	979	6,829	39%	14%
35 RECRUITMENT/STARTUP/SCHOLARSHIPS	0	0	0	0	N/A	N/A
36 NON-RECURRING TRANSFERS	0	0	0	0	N/A	N/A
TOTAL NON-RECURRING ITEMS	2,400	1,200	979	6,774	41%	14%
NET INCOME/(USE OF RESERVES)	899	449	(31)	1,109		



UNIVERSITY OF NEW MEXICO HEALTH SCIENCES CENTER - SRMC Only
2016 Fiscal Year-to-Date Summary through December 31, 2015 (Preliminary and Unaudited)
(In thousands)

Clinical Operations

	SRMC FY 2016 Re-Forecasted Budget 12/31/2015	SRMC FY 2016 Re-Forecasted YTD Budget 12/31/2015	SRMC FY 2016 YTD 12/31/2015 Actual	SRMC FY 2015 Year End Actual	SRMC FY 2016 YTD Actual to FY 2016 Re-Forecasted Budget Benchmark Rate (50%)	SRMC FY 2016 YTD Actual to FY 2015 Year End Actual Benchmark Rate (50%)
1 UNM MEDICAL GROUP REVENUES	0	0	0	0	N/A	N/A
2 UNM HOSPITALS REVENUES	0	0	0	0	N/A	N/A
3 SRMC REVENUES	76,236	38,118	37,891	74,755	50%	51%
4 TUITION AND FEES	0	0	0	0	N/A	N/A
5 CIGARETTE TAX APPROPRIATIONS	0	0	0	0	N/A	N/A
6 RPSAP APPROPRIATIONS	0	0	0	0	N/A	N/A
7 I&G APPROPRIATIONS	0	0	0	0	N/A	N/A
8 I&G MAIN CAMPUS TRANSFERS	0	0	0	0	N/A	N/A
9 F&A REVENUES (OH RETURN)	0	0	0	0	N/A	N/A
10 HSC/UNM INTERNAL TRANSFERS	0	0	0	0	N/A	N/A
11 MILL LEVY	6,117	3,058	3,058	6,081	50%	50%
12 OTHER REVENUES	510	255	249	468	49%	53%
13 CONTRACT AND GRANT REVENUES	0	0	0	59	N/A	0%
TOTAL REVENUES	82,863	41,431	41,198	81,363	50%	51%
14 TOTAL COMPENSATION EXPENSES	38,619	19,309	19,292	34,376	50%	56%
15 SUPPLIES/MEDICAL SUPPLIES	17,776	8,888	8,836	15,098	50%	59%
16 UNIVERSITY CLINICIANS PROGRAM	0	0	0	324	N/A	0%
17 HOUSESTAFF	238	119	119	246	50%	48%
18 TRAVEL	44	22	22	33	50%	66%
19 STUDENT COSTS	0	0	0	0	N/A	N/A
20 PATIENT CARE COSTS	4,474	2,237	2,184	4,342	49%	50%
21 TELEPHONE/COMMUNICATION COSTS	122	61	61	94	50%	65%
22 PURCHASED SERVICES	3,120	1,560	1,222	3,718	39%	33%
23 OTHER MEDICAL SERVICES	857	429	416	864	49%	48%
24 SUB AWARDS/SERVICE CONTRACTS	1,622	811	811	1,581	50%	51%
25 O&M & LEASES	894	447	447	935	50%	48%
26 UTILITIES	731	365	290	830	40%	35%
27 DEPRECIATION	8,264	4,132	4,287	9,621	52%	45%
28 INTEREST EXPENSE	3,605	1,803	1,964	4,013	54%	49%
29 OTHER EXPENSES	2,489	1,244	1,244	2,627	50%	47%
30 CONTRACT AND GRANT EXPENSES	0	0	0	0	N/A	N/A
TOTAL EXPENSES	82,854	41,427	41,196	78,702	50%	52%
OPERATING NET MARGIN	8	4	2	2,661		
NON-RECURRING ITEMS						
31 CAPITAL EXPENDITURES	0	0	0	0	N/A	N/A
32 MEANINGFUL USE REVENUE	0	0	0	0	N/A	N/A
33 RETURN ON INVESTMENT - TRIWEST	0	0	0	0	N/A	N/A
34 USE OF UNMMG RESERVES	0	0	0	0	N/A	N/A
35 RECRUITMENT/STARTUP/SCHOLARSHIPS	0	0	0	0	N/A	N/A
36 NON-RECURRING TRANSFERS	0	0	0	0	N/A	N/A
TOTAL NON-RECURRING ITEMS	0	0	0	0	N/A	N/A
NET INCOME/(USE OF RESERVES)	8	4	2	2,661		



UNIVERSITY OF NEW MEXICO HEALTH SCIENCES CENTER - Consolidated HSC
2016 Fiscal Year-to-Date Summary through December 31, 2015 (Preliminary and Unaudited)
(In thousands)

* INCLUDES INTERCOMPANY ELIMINATIONS

Clinical and Academic Operations

	Consolidated HSC FY 2016 Re-Forecasted Budget 12/31/2015	Consolidated HSC FY 2016 Re-Forecasted YTD Budget 12/31/2015	Consolidated HSC FY 2016 YTD 12/31/2015 Actual	Consolidated HSC FY 2015 Year End Actual	Consolidated HSC FY 2016 YTD Actual to FY 2016 Re-Forecasted Budget Benchmark Rate (50%)	Consolidated HSC FY 2016 YTD Actual to FY 2015 Year End Actual Benchmark Rate (50%)
1 UNM MEDICAL GROUP REVENUES *	199,794	99,897	97,115	189,966	49%	51%
2 UNM HOSPITALS REVENUES *	876,480	438,240	429,653	914,420	49%	47%
3 SRMC REVENUES *	76,236	38,118	37,890	74,755	50%	51%
4 TUITION AND FEES	15,745	7,873	7,905	15,811	50%	50%
5 CIGARETTE TAX APPROPRIATIONS	3,899	1,950	2,110	3,824	54%	55%
6 RPSAP APPROPRIATIONS	34,913	17,457	17,582	33,620	50%	52%
7 I&G APPROPRIATIONS	64,636	32,318	32,309	64,907	50%	50%
8 I&G MAIN CAMPUS TRANSFERS	19,388	9,694	9,185	19,900	47%	46%
9 F&A REVENUES (OH RETURN)	24,500	12,250	11,917	24,250	49%	49%
10 HSC/UNM INTERNAL TRANSFERS	(2,108)	(1,054)	(2,367)	(5,578)	112%	42%
11 MILL LEVY	99,734	49,867	49,666	99,330	50%	50%
12 OTHER REVENUES *	50,686	25,343	27,045	54,801	53%	49%
13 CONTRACT AND GRANT REVENUES	147,002	73,501	71,085	146,318	48%	49%
TOTAL REVENUES	1,610,904	805,452	791,096	1,636,324	49%	48%
14 TOTAL COMPENSATION EXPENSES *	624,834	312,417	299,695	567,656	48%	53%
15 SUPPLIES/MEDICAL SUPPLIES	199,812	99,906	97,747	178,187	49%	55%
16 UNIVERSITY CLINICIANS PROGRAM	79,700	39,850	39,854	71,081	50%	56%
17 HOUSESTAFF	29,462	14,731	14,761	27,705	50%	53%
18 TRAVEL	7,328	3,664	2,642	5,765	36%	46%
19 STUDENT COSTS	2,489	1,245	1,470	3,024	59%	49%
20 PATIENT CARE COSTS	74,657	37,329	34,357	66,038	46%	52%
21 TELEPHONE/COMMUNICATION COSTS	6,301	3,151	3,175	6,139	50%	52%
22 PURCHASED SERVICES *	214,783	107,392	107,278	213,964	50%	50%
23 OTHER MEDICAL SERVICES	48,789	24,394	24,470	37,731	50%	65%
24 SUB AWARDS/SERVICE CONTRACTS	13,218	6,609	6,490	12,907	49%	50%
25 O&M & LEASES	24,905	12,452	12,571	26,598	50%	47%
26 UTILITIES	13,772	6,886	6,833	12,792	50%	53%
27 DEPRECIATION	41,990	20,995	20,654	43,746	49%	47%
28 INTEREST EXPENSE	9,169	4,585	4,746	13,165	52%	36%
29 OTHER EXPENSES	49,032	24,516	22,706	45,686	46%	50%
30 CONTRACT AND GRANT EXPENSES	135,307	67,654	65,466	133,967	48%	49%
TOTAL EXPENSES	1,575,550	787,775	764,917	1,466,151	49%	52%
OPERATING NET MARGIN	35,354	17,677	26,179	170,173		
NON-RECURRING ITEMS						
31 CAPITAL EXPENDITURES	2,840	1,420	1,301	130,602	46%	1%
32 MEANINGFUL USE REVENUE	(100)	(50)	0	(55)	0%	0%
33 RETURN ON INVESTMENT - TRIWEST	0	0	0	(14,172)	N/A	0%
34 USE OF UNMMG RESERVES	2,500	1,250	979	6,829	39%	14%
35 RECRUITMENT/STARTUP/SCHOLARSHIPS	3,062	1,531	1,498	1,870	49%	80%
36 NON-RECURRING TRANSFERS	11,278	5,639	9,896	9,977	88%	99%
TOTAL NON-RECURRING ITEMS	19,579	9,790	13,673	135,051	70%	10%
NET INCOME/(USE OF RESERVES)	15,775	7,887	12,505	35,122		



UNIVERSITY OF NEW MEXICO HEALTH SCIENCES CENTER - Consolidated HSC
2016 Fiscal Year-to-Date Summary through December 31, 2015 (Preliminary and Unaudited)
(In thousands)
DOES NOT INCLUDE INTERCOMPANY ELIMINATIONS

Clinical and Academic Operations

	Consolidated HSC FY 2016 Re-Forecasted Budget 12/31/2015	Consolidated HSC FY 2016 Re-Forecasted YTD Budget 12/31/2015	Consolidated HSC FY 2016 YTD 12/31/2015 Actual	Consolidated HSC FY 2015 Year End Actual	Consolidated HSC FY 2016 YTD Actual to FY 2016 Re-Forecasted Budget Benchmark Rate (50%)	Consolidated HSC FY 2016 YTD Actual to FY 2015 Year End Actual Benchmark Rate (50%)
1 UNM MEDICAL GROUP REVENUES	327,667	163,833	156,808	315,591	48%	50%
2 UNM HOSPITALS REVENUES	1,026,572	513,286	504,012	1,054,507	49%	48%
3 SRMC REVENUES	96,953	48,476	48,227	94,434	50%	51%
4 TUITION AND FEES	15,745	7,873	7,905	15,811	50%	50%
5 CIGARETTE TAX APPROPRIATIONS	3,899	1,950	2,110	3,824	54%	55%
6 RSPS APPROPRIATIONS	34,913	17,457	17,582	33,620	50%	52%
7 I&G APPROPRIATIONS	64,636	32,318	32,309	64,907	50%	50%
8 I&G MAIN CAMPUS TRANSFERS	19,388	9,694	9,185	19,900	47%	46%
9 F&A REVENUES (OH RETURN)	24,500	12,250	11,917	24,250	49%	49%
10 HSC/UNM INTERNAL TRANSFERS	(2,108)	(1,054)	(2,367)	(5,578)	112%	42%
11 MILL LEVY	99,734	49,867	49,666	99,330	50%	50%
12 OTHER REVENUES	70,664	35,332	37,506	71,655	53%	52%
13 CONTRACT AND GRANT REVENUES	147,002	73,501	71,085	146,318	48%	49%
TOTAL REVENUES	1,929,564	964,782	945,946	1,938,569	49%	49%
14 TOTAL COMPENSATION EXPENSES	923,374	461,687	444,501	851,155	48%	52%
15 SUPPLIES/MEDICAL SUPPLIES	199,812	99,906	97,747	178,417	49%	55%
16 UNIVERSITY CLINICIANS PROGRAM	79,700	39,850	39,854	71,081	50%	56%
17 HOUSESTAFF	29,462	14,731	14,761	27,705	50%	53%
18 TRAVEL	7,328	3,664	2,642	5,765	36%	46%
19 STUDENT COSTS	2,489	1,245	1,470	3,024	59%	49%
20 PATIENT CARE COSTS	74,657	37,329	34,357	66,038	46%	52%
21 TELEPHONE/COMMUNICATION COSTS	6,301	3,151	3,175	6,139	50%	52%
22 PURCHASED SERVICES	234,903	117,452	117,322	232,625	50%	50%
23 OTHER MEDICAL SERVICES	48,789	24,394	24,470	37,731	50%	65%
24 SUB AWARDS/SERVICE CONTRACTS	13,218	6,609	6,490	12,907	49%	50%
25 O&M & LEASES	24,905	12,452	12,571	26,452	50%	48%
26 UTILITIES	13,772	6,886	6,833	12,792	50%	53%
27 DEPRECIATION	41,990	20,995	20,654	43,746	49%	47%
28 INTEREST EXPENSE	9,169	4,585	4,746	13,165	52%	36%
29 OTHER EXPENSES	49,032	24,516	22,706	45,687	46%	50%
30 CONTRACT AND GRANT EXPENSES	135,307	67,654	65,466	133,967	48%	49%
TOTAL EXPENSES	1,894,210	947,105	919,767	1,768,396	49%	52%
OPERATING NET MARGIN	35,354	17,677	26,179	170,173		
NON-RECURRING ITEMS						
31 CAPITAL EXPENDITURES	2,840	1,420	1,301	130,602	46%	1%
32 MEANINGFUL USE REVENUE	(100)	(50)	0	(55)	0%	0%
33 RETURN ON INVESTMENT - TRIWEST	0	0	0	(14,172)	N/A	0%
34 USE OF UNMMG RESERVES	2,500	1,250	979	6,829	39%	14%
35 RECRUITMENT/STARTUP/SCHOLARSHIPS	3,062	1,531	1,498	1,870	49%	80%
36 NON-RECURRING TRANSFERS	11,278	5,639	9,896	9,977	88%	99%
TOTAL NON-RECURRING ITEMS	19,579	9,790	13,673	135,051	70%	10%
NET INCOME/(USE OF RESERVES)	15,775	7,887	12,505	35,122		

GLOSSARY OF REPORT CATEGORIES

FINANCIAL STATEMENT CATEGORY		UNM	UNMMG	UNM Hospitals	SRMC
1	UNM MEDICAL GROUP REVENUES	Clinical revenue primarily based on Physician or Provider efforts and collection through UNMMG	Net patient services revenue including SCI & UPL from UNMMG Clinical operations	N/A	N/A
2	UNM HOSPITALS REVENUES	Revenue from University Hospital to the School of Medicine	N/A	Hospital facility revenue based on patient billings by UNMH	N/A
3	SRMC REVENUES	Revenue from SRMC to the School of Medicine	N/A	N/A	Hospital facility revenue based on patient billings by SRMC
4	TUITION AND FEES	Tuition & Fees, including tuition differentials	N/A	N/A	N/A
5	CIGARETTE TAX APPROPRIATIONS	Revenues received from the State as a calculated portion of Tax Revenue on the sale of tobacco products for use in Cancer Research	N/A	N/A	N/A
6	RPSP APPROPRIATIONS	Revenue received for current operations made available to UNM by act of NM State Legislature on an annual basis for Research, Public Service and Independent Operations	N/A	Revenue received for current operations made available to UNMH by act of NM State Legislature on an annual basis for Research, Public Service and Independent Operations	N/A
7	I&G APPROPRIATIONS	Revenue received for current operations made available to UNM by act of NM State Legislature on an annual basis for I&G operations	N/A	N/A	N/A
8	I&G MAIN CAMPUS TRANSFERS	Partial transfer of tuition and formula workload generated by Nursing, Pharmacy and SOM	N/A	N/A	N/A
9	F & A REVENUES (OH RETURN)	Revenue from recovery of indirect costs (F&A) incurred by a Contract or Grant also known as overhead return	N/A	N/A	N/A
10	HSC/UNM INTERNAL TRANSFERS	All transfers to/from HSC Unrestricted Funds excluding the I&G Main Campus Transfer and Transfers for Debt Service	N/A	N/A	N/A
11	MILL LEVY	N/A	N/A	Mil levy taxes collected on behalf of the Bernalillo County Treasurer and remitted to UNMH as required by the Hospital Funding Act.	Mil levy taxes collected on behalf of the Sandoval County Treasurer and remitted to SRMC as required by the Hospital Funding Act.
12	OTHER REVENUES	All other Revenues - not contained in any other category - Sales & Services (not Internal Service Center P18 sales), Gains on Sponsored Projects, Gifts, Endowment Spending Distributions, Investment Income, etc.	Other operating revenues and revenue received from UNM Hospitals to cover SRMC physician costs.	All other revenues not contained in any other category: Investment income, equity loss in Tricare, donated revenue, gain/loss on sale of assets, food, nutrition, catering & vending revenue, medical records revenue, rent revenue, all other non-operating revenue	All other revenues not contained in any other category: Investment income, donated revenue, gain/loss on sale of assets, food, nutrition, catering & vending revenue, medical records revenue, rent revenue, all other non-operating revenue
13	CONTRACT AND GRANT REVENUES	All Restricted Funds Revenue and Unrestricted Contract Revenue for example VA contracts	N/A	Revenue associated with restricted and unrestricted contracts and grants	N/A
14	TOTAL COMPENSATION EXPENSES	Salary, wages & benefits	Salaries and benefits considered to be operating and certain clinical expenses of UNMMG	Salary, wages & benefits	Salary, wages & benefits

GLOSSARY OF REPORT CATEGORIES

FINANCIAL STATEMENT CATEGORY		UNM	UNMMG	UNM Hospitals	SRMC
15	SUPPLIES/MEDICAL SUPPLIES	Office supplies, computer supplies, dues & memberships, postage charges, recruitment expenses, non capital equipment, computers, food, lab supplies, uniforms, training materials, etc.	N/A	Medical supplies for: lab, radiology, blood, pharmaceuticals, biologics, implantable devices, office supplies, computer supplies, photocopy expense, forms, linen, food, uniforms, and training materials.	Medical supplies for: lab, radiology, blood, pharmaceuticals, biologics, implantable devices, office supplies, computer supplies, photocopy expense, forms, linen, food, uniforms, and training materials.
16	UNIVERSITY CLINICIANS PROGRAM	N/A	N/A	Special clinician program to support SOM	Special clinician program to support SOM
17	HOUSESTAFF	N/A	N/A	Reimbursement of patient care services provided by residents who are employed by SOM.	Reimbursement of patient care services provided by SOM through UNMMG.
18	TRAVEL	Travel - in state, out of state, foreign, business meals, rental vehicles, new employee moving expenses, vehicle fuel etc.	N/A	Travel - in state, out of state, business meals, rental vehicles, flights, ground transportation, vehicle fuel etc.	Travel - in state, out of state, business meals, rental vehicles, flights, ground transportation, vehicle fuel etc.
19	STUDENT COSTS	Student tuition/fee expense, student travel, scholarships/fellowships, housing, insurance for students, student awards, etc.	N/A	N/A	N/A
20	PATIENT CARE COSTS	Patient Care costs for inpatient, outpatient care & lab, pharmacy and x-ray services for patients	Patient Care costs for inpatient, outpatient care & lab, pharmacy and x-ray services for patients	Patient Care costs for inpatient, outpatient care including Tricore laboratory expense, OR instruments, NM Insurance pool premiums, kidney acquisition, step down care (snf) for IV dependent patients, radiation oncology and patient assistance	Patient Care costs for inpatient, outpatient care including Tricore laboratory expense, OR instruments, NM Insurance pool premiums, kidney acquisition, step down care (snf) for IV dependent patients, radiation oncology and patient assistance
21	TELEPHONE/COMMUNICATION COSTS	Telephone, voicemail, cellular, long distance, paging and data networking charges	N/A	Telephone, voicemail, cellular, long distance, paging and data networking charges	Telephone, voicemail, cellular, long distance, paging and data networking charges
22	PURCHASED SERVICES	Alarm fees, internet fees, architectural services, auditing services, printing/copying/binding fees, conference/event fees, honoraria, insurance charges (general liability, professional liability), legal services, electronic journals & books, consultant fees, etc.	Includes payment to UNM SOM for physician and other provider services	Recruitment, professional, legal, auditing, consulting fees, promotional/graphics, IT Hosting Cerner, Siemens and PACS, safety and risk services, equifax, laundry, malpractice and liability insurance, etc.	Recruitment, professional, legal, auditing, consulting fees, promotional/graphics, IT Hosting Cerner, Siemens and PACS, safety and risk services, equifax, laundry, malpractice and liability insurance, etc.
23	OTHER MEDICAL SERVICES	N/A	N/A	Pathology contract, physician services, Executive Medical Directors, Medical Directors, dialysis services for UNM Care patients, OMI MOU, Adult Infusion net	Physician services
24	SUB AWARDS/SERVICE CONTRACTS	Unrestricted Sub Awards, Gain/Loss on Unrestricted Projects	N/A	All service contracts	All service contracts
25	O&M & LEASES	Plant maintenance and repairs, equipment repairs and maintenance, property insurance, auto insurance, facility rent expense	Building maintenance and repairs, equipment repairs and maintenance, repair parts, equipment rent, property insurance, auto insurance, facility rent expense, and housekeeping supplies	Building maintenance and repairs, equipment repairs and maintenance, repair parts, equipment rent, property insurance, auto insurance, facility rent expense, and housekeeping supplies	Building maintenance and repairs, equipment repairs and maintenance, repair parts, equipment rent, property insurance, auto insurance, facility rent expense, and housekeeping supplies
26	UTILITIES	Natural gas, electricity, steam, sewer, water, chilled water	N/A	Natural gas, electricity, steam, sewer, water, chilled water	Natural gas, electricity, steam, sewer, water, chilled water

GLOSSARY OF REPORT CATEGORIES

FINANCIAL STATEMENT CATEGORY		UNM	UNMMG	UNM Hospitals	SRMC
27	DEPRECIATION	N/A	The annual amortization for the furniture and equipment.	The annual amortization for the capital outlay associated with building, building improvement, fixed and moveable equipment which is based on the estimated useful lives of the assets as determined by the AHA "Estimated useful lives of Depreciable Hospital Assets".	The annual amortization for the capital outlay associated with building, building improvement, fixed and moveable equipment which is based on the estimated useful lives of the assets as determined by the AHA "Estimated useful lives of Depreciable Hospital Assets".
28	INTEREST EXPENSE	Transfers to cover debt service	N/A	Interest expense associated with the series 2004 FHA Insured Hospital Mortgage Revenue Bonds.	SRMC receives subsidy payments related to interest payments under the federal Build America Bond program. Under the program SRMC applies for subsidy funds commensurate with each bond payment, so the application for the subsidy is made semiannually. Also includes interest expense on the Series A & B Bonds.
29	OTHER EXPENSES	Banking fees, cost of goods sold, research costs, royalties, bad debt expense, other operating costs, Banner tax, etc.	Billings & collections expenses and other operating expenses of UNMMG	Programming, application, software and maintenance expenses, non capital equipment (less than \$5k), signs, dues & memberships, freight, postage, subscriptions, licenses/permits, Gap Tax, Intergovernmental Transfers for the SCI and IME, bond issuance costs, capital initiatives and other non-operating expenses.	Programming, application, software and maintenance expenses, non capital equipment (less than \$5k), signs, dues & memberships, freight, postage, subscriptions, licenses/permits, Gap Tax, Intergovernmental Transfers for the SCI and IME, bond issuance costs, capital initiatives and other non-operating expenses.
30	CONTRACT AND GRANT EXPENSES	All Restricted Funds Expense and Unrestricted Contract Expense for example VA contracts	N/A	N/A	N/A
31	CAPITAL EXPENDITURES	Equipment/furniture >\$5,000, Computer hardware, library acquisitions, etc.	N/A	This is capital initiatives in the case of UNM Hospitals.	N/A
32	MEANINGFUL USE REVENUE	N/A	Medicare and Medicaid programs provide incentive payments for hospital and physicians that make meaningful use of certified electronic health record technology.	Medicare and Medicaid programs provide incentive payments for hospital and physicians that make meaningful use of certified electronic health record technology.	N/A
33	RETURN ON INVESTMENT - TRIWEST	NA	NA	Dividend payments from investment in TriWest	NA
34	USE OF UNMMG RESERVES	N/A	To fund and support the mission of the Health Sciences Center.	N/A	N/A
35	RECRUITMENT/STARTUP/SCHOLARSHIPS	Chair and Startup Packages, Dean's Scholars/Professorships, and Recruitment Costs	N/A	N/A	N/A
36	NON-RECURRING TRANSFERS	Transfers from current unrestricted funds to plant funds or any other non-recurring transfers	N/A	N/A	N/A



UNIVERSITY OF NEW MEXICO HEALTH SCIENCES CENTER
Balance Sheet for the Health Sciences Center
2016 Fiscal Year as of December 31, 2015 (Preliminary and Unaudited)
(In thousands)

	University HSC	UNM Hospitals	UNMMG	SRMC
ASSETS				
1 Cash and cash equivalents	19,351	143,641	16,992	10,741
2 Marketable securities	29,027	34,461	-	-
Receivables:		-		
3 Patient, net	887	142,924	28,194	11,475
4 Receivable from Affiliates	71,321	3,289	8,843	948
5 Estimated third party payor settlements	-	16,821		1,376
6 County Treasurer	-	25,533		1,717
7 Contracts, Grants and Other	19,120	3,854		2
8 Other	6,399	20,131	996	3,315
Total Current Assets	<u>146,105</u>	<u>390,654</u>	<u>55,025</u>	<u>29,574</u>
Assets whose use is limited:				
9 Held by trustee for debt service & other	-	19,767	-	13,287
10 By UNM Hospital Board of Trustees	231,509	20,776	-	-
11 Board and Other Dedicated Assets	51,054	-	20,759	-
12 Endowments	106,635	-	-	-
13 Capital Assets, net of depreciation	262,578	239,730	3,705	117,806
TOTAL ASSETS	<u>797,881</u>	<u>670,927</u>	<u>79,489</u>	<u>160,667</u>
LIABILITIES				
14 Accounts Payable	7,912	55,295	3,658	4,151
15 Other accrued liabilities	39,693	45,690	3,107	2,988
16 Payable to Affiliates	2,567	54,512	26,192	1,130
17 Bonds payable - current	891	6,035	-	3,455
18 Interest payable bonds	127	89	-	2,954
19 Estimated third party payor settlements	-	57,965	-	118
20 Bonds payable - non current	15,916	108,965	-	126,755
21 Other liabilities - non current	9,009	7,436	-	-
22 Sponsored Project and Other Deferred Revenue	23,556	-	-	-
TOTAL LIABILITIES	<u>99,671</u>	<u>335,987</u>	<u>32,957</u>	<u>141,551</u>
NET POSITION				
23 Restricted - expendable grants, bequests and contributions	108,206	15,666	-	77
24 Restricted - trust indenture and debt agreement	-	19,410	20,759	13,287
25 Committed and Dedicated agreements	331,919	-	-	-
26 Discretionary Reserve	12,314	175,134	22,068	5,752
27 Assets invested in Capital, net of related debt	245,771	124,730	3,705	-
TOTAL NET POSITION	<u>698,210</u>	<u>334,940</u>	<u>46,532</u>	<u>19,116</u>

Note: Under the UNMH Pavilion Mortgage, and the separate Security Agreement, UNMH and UNM Regents granted a security interest in all of UNMH's cash, accounts receivable, and contract rights to the Mortgagee (HUD).



UNIVERSITY OF NEW MEXICO HEALTH SCIENCES CENTER
Glossary of Report Categories

	University HSC	UNM Hospitals	UNMMG	SRMC
--	----------------	---------------	-------	------

ASSETS

1	Cash and cash equivalents	Funds on deposit with Financial Institution with UNM. Under the UNMH Pavilion Mortgage, and the separate Security Agreement, UNMH and UNM Regents granted a security interest in all of UNMH's cash, accounts receivable, and contract rights to the Mortgagee (HUD).	Funds on deposit with Financial Institution. Under the UNMH Pavilion Mortgage, and the separate Security Agreement, UNMH and UNM Regents granted a security interest in all of UNMH's cash, accounts receivable, and contract rights to the Mortgagee (HUD).	Funds on deposit with Financial Institution	Funds on deposit with Financial Institution
2	Marketable securities	Funds invested in securities in accordance with UNM Investment policy. Under the UNMH Pavilion Mortgage, and the separate Security Agreement, UNMH and UNM Regents granted a security interest in all of UNMH's cash, accounts receivable, and contract rights to the Mortgagee (HUD).	Funds invested in US Treasury . Under the UNMH Pavilion Mortgage, and the separate Security Agreement, UNMH and UNM Regents granted a security interest in all of UNMH's cash, accounts receivable, and contract rights to the Mortgagee (HUD).	N/A	N/A
3	Patient, net	Pediatric/Newborn Transport Services, net of estimated contractual allowances and estimated bad debt	Patient Receivable after adjustments for discounts and allowances	Patient Receivable for care provided by UNM SOM facility and other practitioners, net of estimated contractual allowances and estimated bad debt	Patient Receivable for facility costs, net of estimated contractual allowances and estimated bad debt
4	Receivable from Affiliates	Related Party Receivables for goods or services provided to UNM Hospitals, UNMMG and SRMC	Related Party Receivable from University HSC and SRMC	Related Party Receivables for goods or services provided to UNM Hospitals, University HSC and SRMC	Related Party Receivable from UNMMG and UNMH
5	Estimated third party payor settlements	N/A	Accounts Receivable for IME/GME /DSH	N/A	
6	County Treasurer	N/A	Bernalillo County Mil Levy Receivable	N/A	Sandoval County Mil Levy Receivable
7	Contracts, Grants and Other	Sponsored project receivables and other services invoiced by UNM such as OMI, Resident Physician contracts, etc.	Accounts Receivable from Contracts/UNM MG/Special Billing/Investments	N/A	Other receivable balances. Includes BAB Subsidy receivable balance.



UNIVERSITY OF NEW MEXICO HEALTH SCIENCES CENTER
Glossary of Report Categories

	University HSC	UNM Hospitals	UNMMG	SRMC
--	----------------	---------------	-------	------

8	Other	Prepaid contractual obligations, such as library subscription services and maintenance contacts	Prepaid Expense and Inventory	Prepaid expense and inventory	Prepaid Expense and Inventory
---	-------	---	-------------------------------	-------------------------------	-------------------------------

9	Held by trustee for debt service & other	N/A	Debt/Mortgage reserve funds to include collateral and intangible assets, and total deferred outflows related to pensions	N/A	Funds held in Trustee Accounts, Mortgage reserve funds, bond debt service accounts
---	--	-----	--	-----	--

10	By UNM Hospital Clinical Operations Board	Funds held by the University for UH capital initiatives. Under the UNMH Pavilion Mortgage, and the separate Security Agreement, UNMH and UNM Regents granted a security interest in all of UNMH's cash, accounts receivable, and contract rights to the Mortgagee (HUD).	Investment in TriWest/Tricare Reference Laboratory. Under the UNMH Pavilion Mortgage, and the separate Security Agreement, UNMH and UNM Regents granted a security interest in all of UNMH's cash, accounts receivable, and contract rights to the Mortgagee (HUD).	N/A	N/A
----	---	--	---	-----	-----

11	Board and Other Designated Assets	Funds dedicated to UNM HSC unexpended plant funds	N/A	Department, SOM Investment in UNMMG and Quality Reserves	The original bond proceeds were used to purchase GNMA's which collateralize the mortgage with Prudential
----	-----------------------------------	---	-----	--	--

12	Endowments	Balance of endowed corpus funds generating revenue according to donor intent	N/A	N/A	N/A
----	------------	--	-----	-----	-----

13	Capital Assets, net of depreciation	Property, Plant and Equipment	Land, Property, Plant and Equipment	Furniture and Equipment	Land, Property, Plant and Equipment
----	-------------------------------------	-------------------------------	-------------------------------------	-------------------------	-------------------------------------

LIABILITIES

14	Accounts Payable	Unpaid balances owed to vendors for goods and services; amounts owed to employees for expense reimbursements	Amount owed to creditors	Unpaid balances owed to vendors for goods and services; accrued payroll and other payroll benefits and taxes	Unpaid balances owed to vendors for goods and services
----	------------------	--	--------------------------	--	--

15	Other accrued liabilities	Payroll withholding liabilities and estimated value of compensated absences	12 Accrued liabilities to include payroll, compensated benefit, and Incurred but not Recognized (IBNR) State Coverage Insurance	Accrued payroll and other payroll benefits and taxes	Accrued liabilities to include payroll, compensated benefits and other payroll benefits and taxes
----	---------------------------	---	--	--	---



UNIVERSITY OF NEW MEXICO HEALTH SCIENCES CENTER
Glossary of Report Categories

University HSC

UNM Hospitals

UNMMG

SRMC

16 Payable to Affiliates	Unpaid balances for services provided by UNM Hospitals, and UNMMG	Unpaid balances for services provided by University HSC	Unpaid balances for services provided by University HSC for purchased services, special arrangements, and indigent distribution	Unpaid balances for services provided by University HSC, UNMMG and UNMH
17 Bonds payable - current	Debt service payment that will be due within the next twelve months	Series 2004 Bonds payable in next year - FHA Insured Hospital Mortgage Revenue Bonds	N/A	Debt service payment that will be due within the next twelve months
18 Interest payable bonds	Interest Payable on outstanding debt	Interest Payable Series 2004 Bonds (FHA Insured Hospital Mortgage Revenue Bonds)	N/A	Interest Payable on Bonds
19 Estimated third party payor settlements	N/A	Medicare/Medicaid Settlements	N/A	Medicare/Medicaid Settlements
20 Bonds payable - non current	Outstanding balance due in the long-term for bond funding	Series Bonds Payable in the long-term (FHA Insured Hospital Mortgage Revenue Bonds)	N/A	Outstanding balance due in the long-term for FHA Insured Hospital Revenue Bonds
21 Other liabilities - non current	Estimated future cost associated with self-funded health insurance plan	Estimated future cost associated with Other Post Employment Benefits (OPEB), bond premiums and Mortgage payable	N/A	N/A
22 Sponsored Project and Other Deferred Revenue	Prepaid contract and grant revenue, tuition, and other prepaid student fees	N/A	N/A	N/A
NET POSITION				
23 Restricted - expendable grants, bequests and contributions	Restricted monies used in accordance with donor intent, contracts and bequests	Restricted monies used in accordance with donor intent, contracts and bequests	N/A	Restricted monies used in accordance with donor intent, contracts and bequests
24 Restricted - trust indenture and debt agreement	N/A	Restricted monies for Debt Service, Collateral, and Mortgage Reserve	N/A	Restricted monies for Mortgage reserve, Bond Debt Service
25 Committed and Dedicated agreements	Funds that have been committed for future expenditures. Dedicated funds have a clear focused purpose with for specific use.	N/A	Department, SOM Investment in UNMMG and Quality Fund Balances	N/A

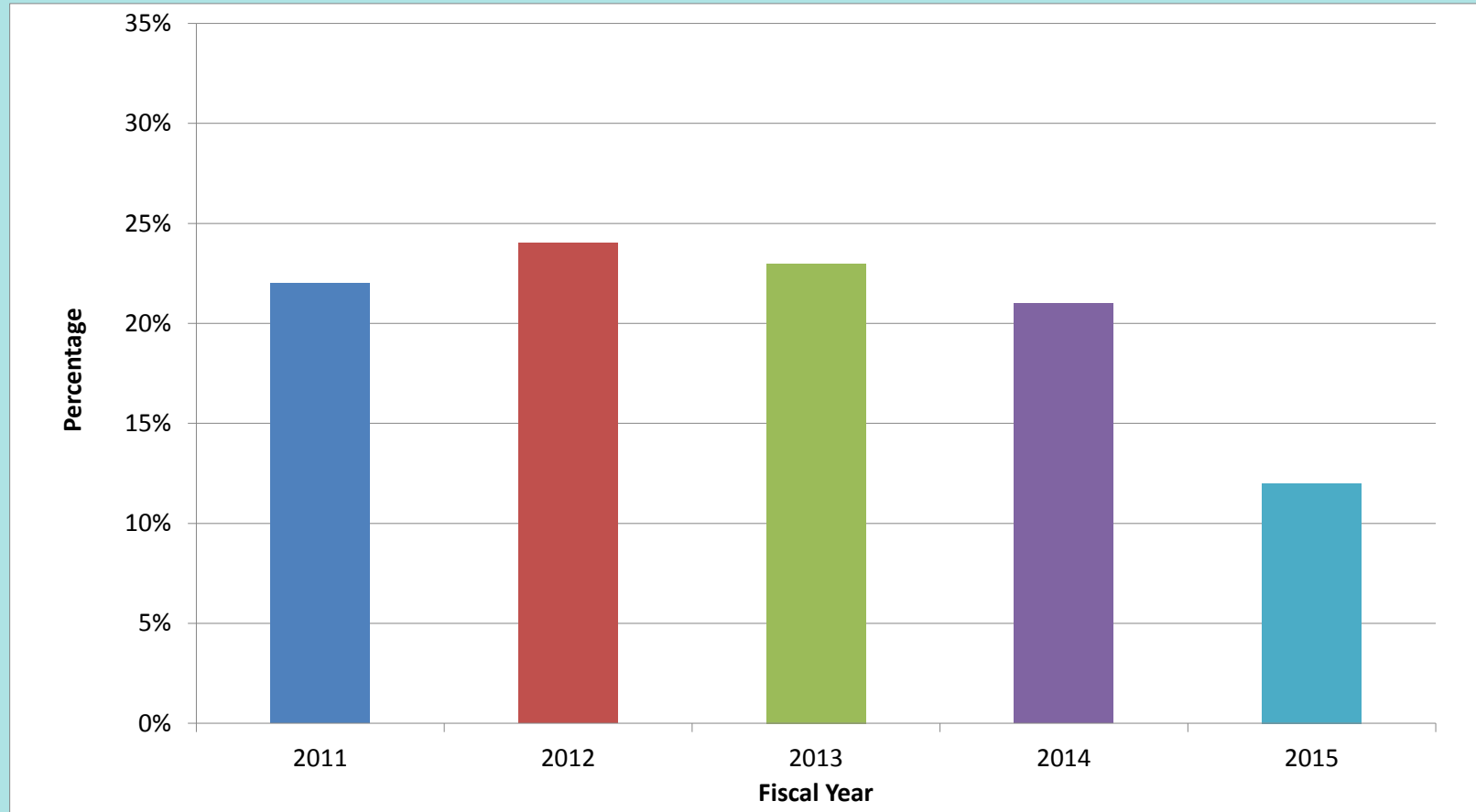


UNIVERSITY OF NEW MEXICO HEALTH SCIENCES CENTER
Glossary of Report Categories

	University HSC	UNM Hospitals	UNMMG	SRMC
--	----------------	---------------	-------	------

26 Discretionary Reserve	Remaining fund balance after accounting for all restricted, committed and dedicated funds	Chief operating fund for all financial resources except those accounted for in another fund	Other operating reserves	Chief operating fund for all financial resources except those accounted for in another fund
27 Assets invested in Capital, net of related debt	Property, Plant and Equipment after adjustment for related bond debt	Property, Plant and Equipment after adjustment for related bond debt	Furniture and Equipment after adjustment for related bond debt	Property, Plant and Equipment after adjustment for related bond debt

UNM HEALTH SYSTEM



FY 2011

FY 2012

FY 2013

FY 2014

FY 2015

**FY 2016
2nd Quarter YTD**

22%

24%

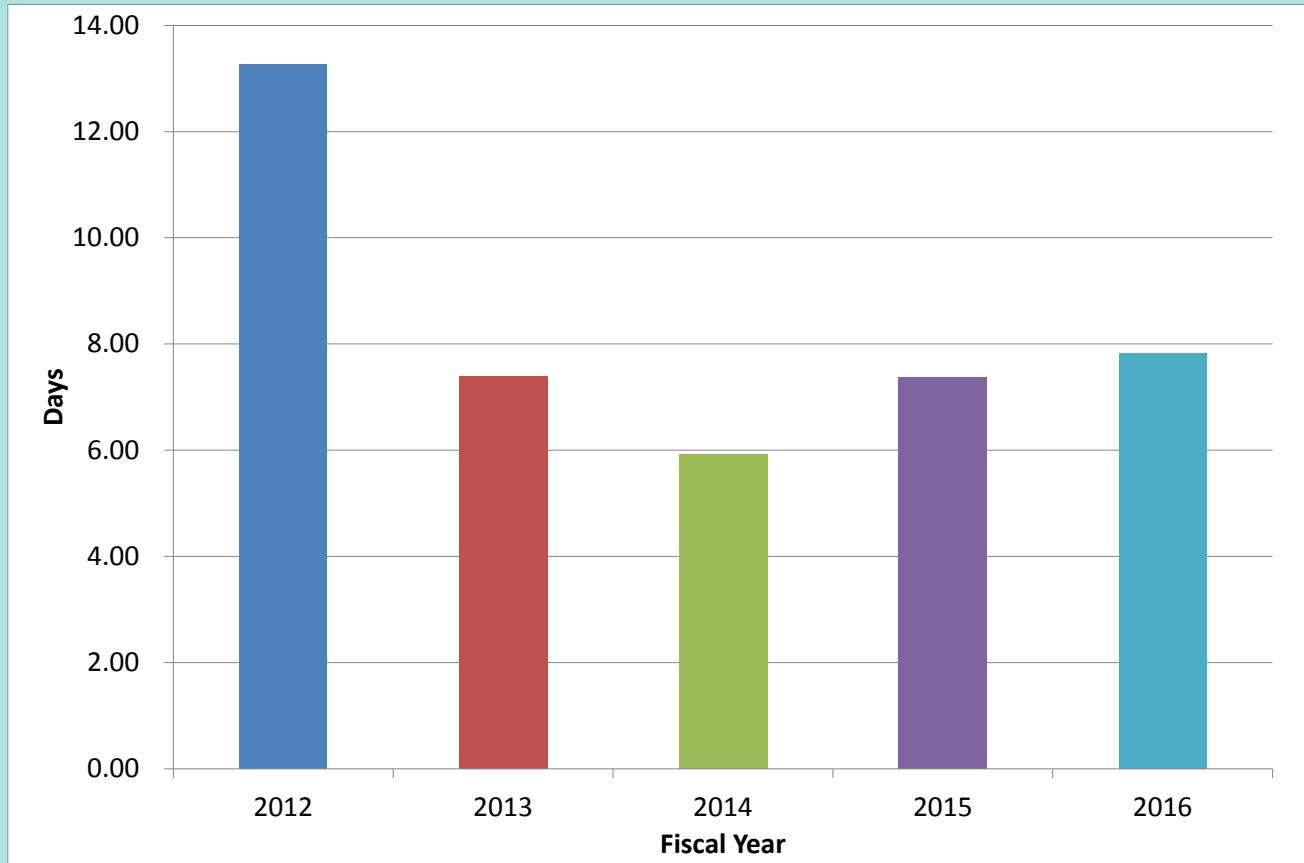
23%

21%

12%

8%

UNIVERSITY HSC



**FY 2012
2nd Quarter**

**FY 2013
2nd Quarter**

**FY 2014
2nd Quarter**

**FY 2015
2nd Quarter**

**FY 2016
2nd Quarter**

13.28

7.39

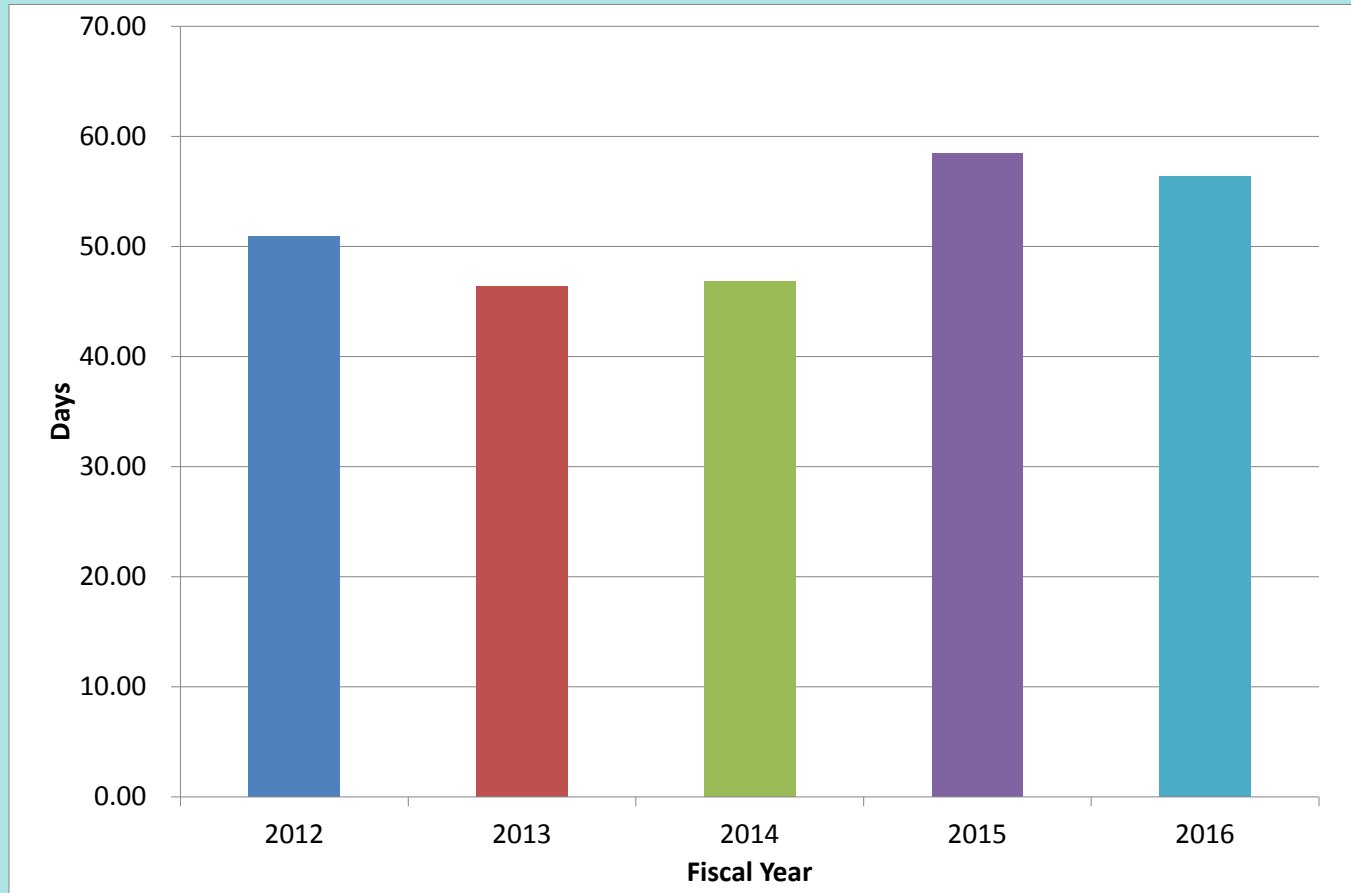
5.93

7.37

7.83

Days of Expense in Discretionary Reserves - Benchmark - 10 Days

UNM HOSPITALS



FY 2012
2nd Quarter

FY 2013
2nd Quarter

FY 2014
2nd Quarter

FY 2015
2nd Quarter

FY 2016
2nd Quarter

50.96

46.41

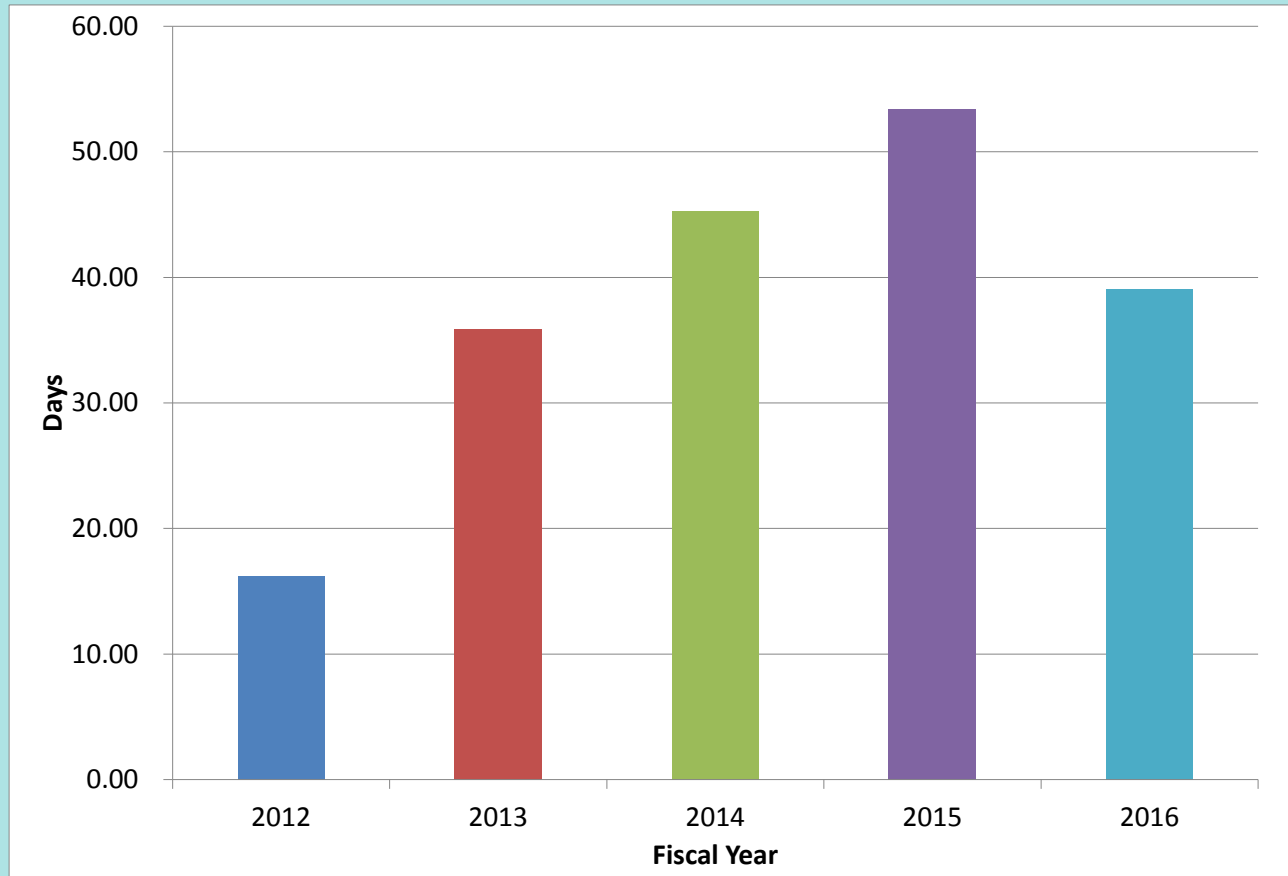
46.86

58.43

56.35

Per Fitch Ratings, "2014 Median Ratios for Nonprofit Hospitals and Healthcare Systems" report, the "AA" credit rating group has a benchmark of 289.4 days cash on hand.

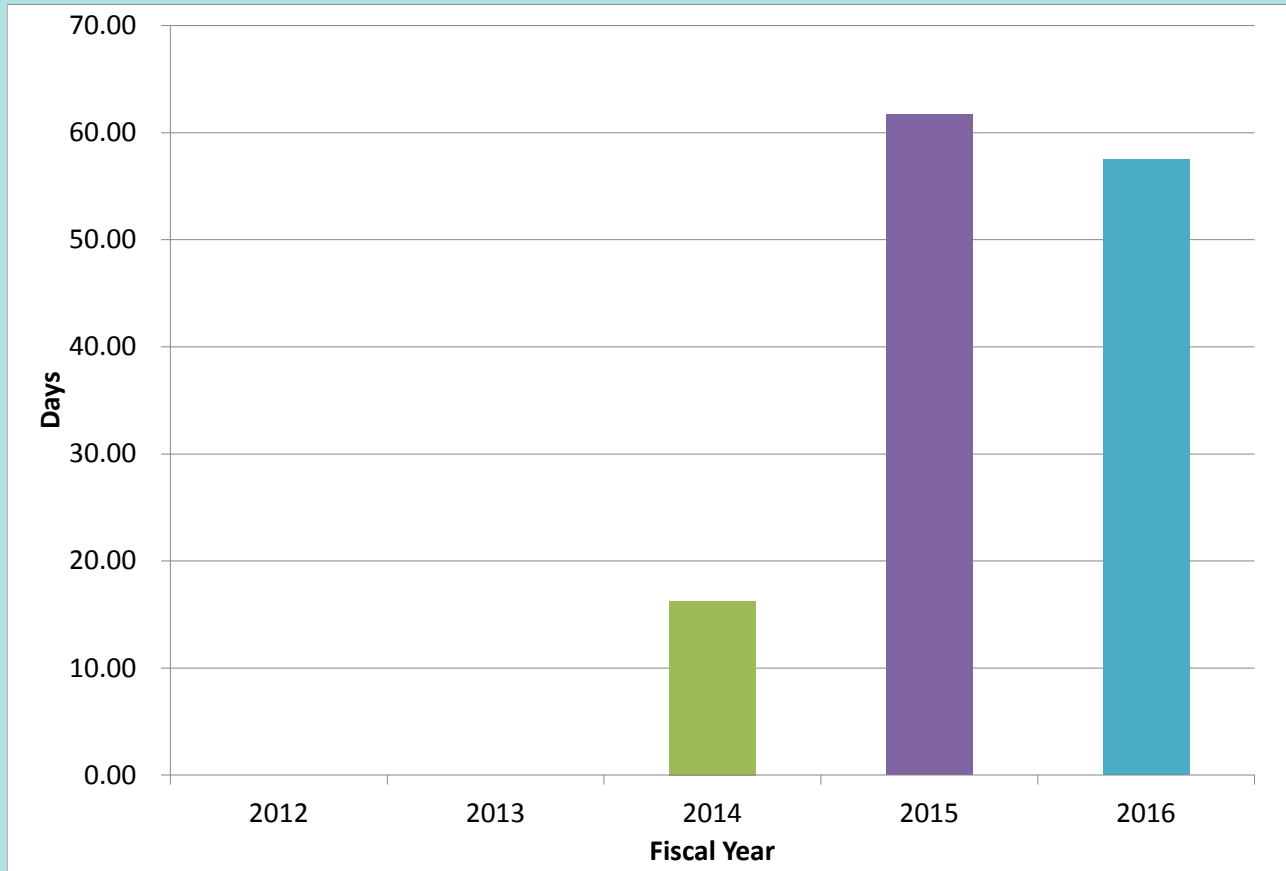
UNM MEDICAL GROUP



FY 2012 2nd Quarter	FY 2013 2nd Quarter	FY 2014 2nd Quarter	FY 2015 2nd Quarter	FY 2016 2nd Quarter
16.20	35.90	45.30	53.35	39.03

Per Fitch Ratings, "2014 Median Ratios for Nonprofit Hospitals and Healthcare Systems" report, the "AA" credit rating group has a benchmark of 289.4 days cash on hand.

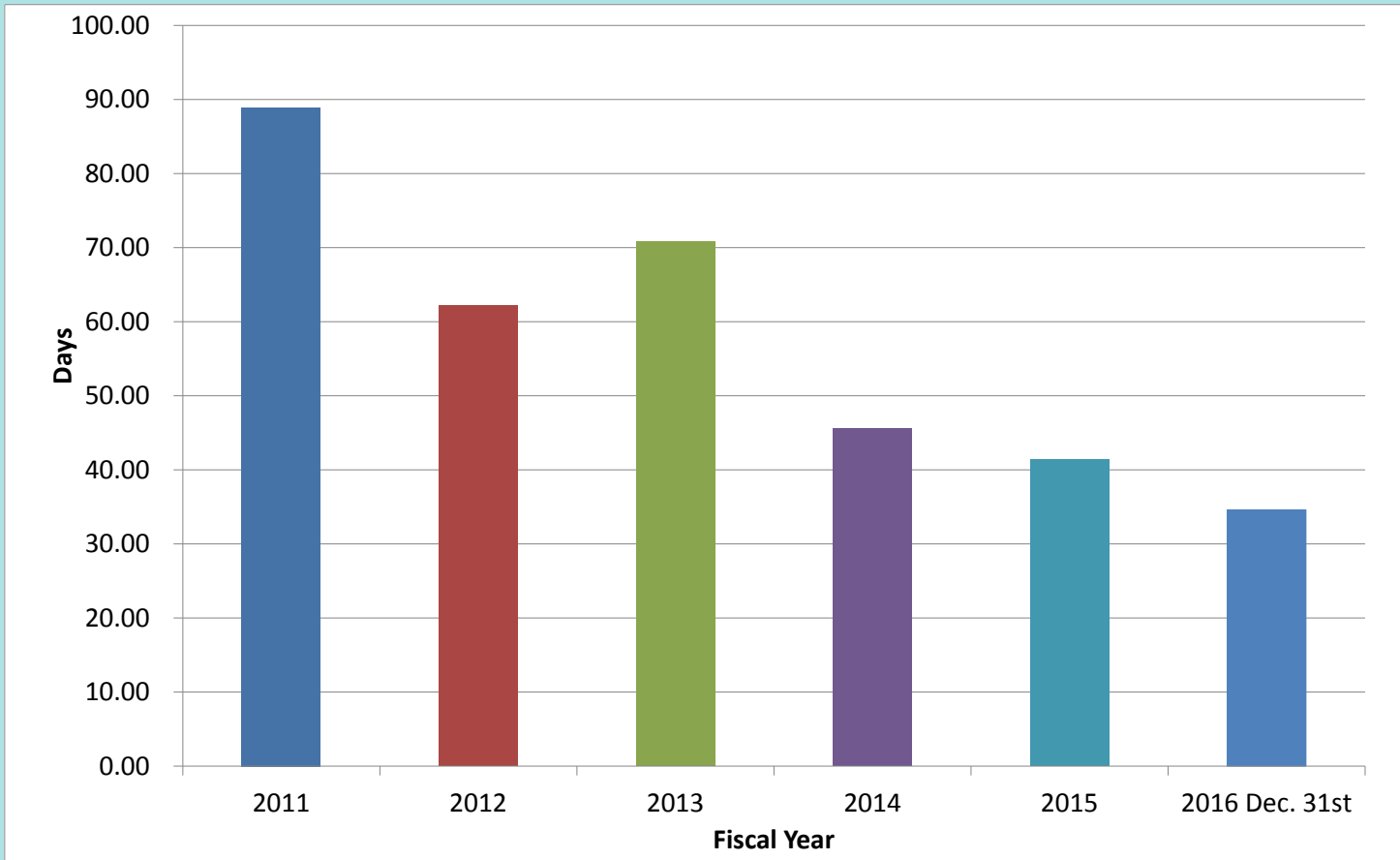
SANDOVAL REGIONAL MEDICAL CENTER



FY 2012 2nd Quarter	FY 2013 2nd Quarter	FY 2014 2nd Quarter	FY 2015 2nd Quarter	FY 2016 2nd Quarter
N/A	N/A	16.25	61.72	57.46

Per Fitch Ratings, "2014 Median Ratios for Nonprofit Hospitals and Healthcare Systems" report, the "AA" credit rating group has a benchmark of 289.4 days cash on hand.

UNIVERSITY HSC



FY 2011

FY 2012

FY 2013

FY 2014

FY 2015

**FY 2016
Dec. 31st**

88.93

62.23

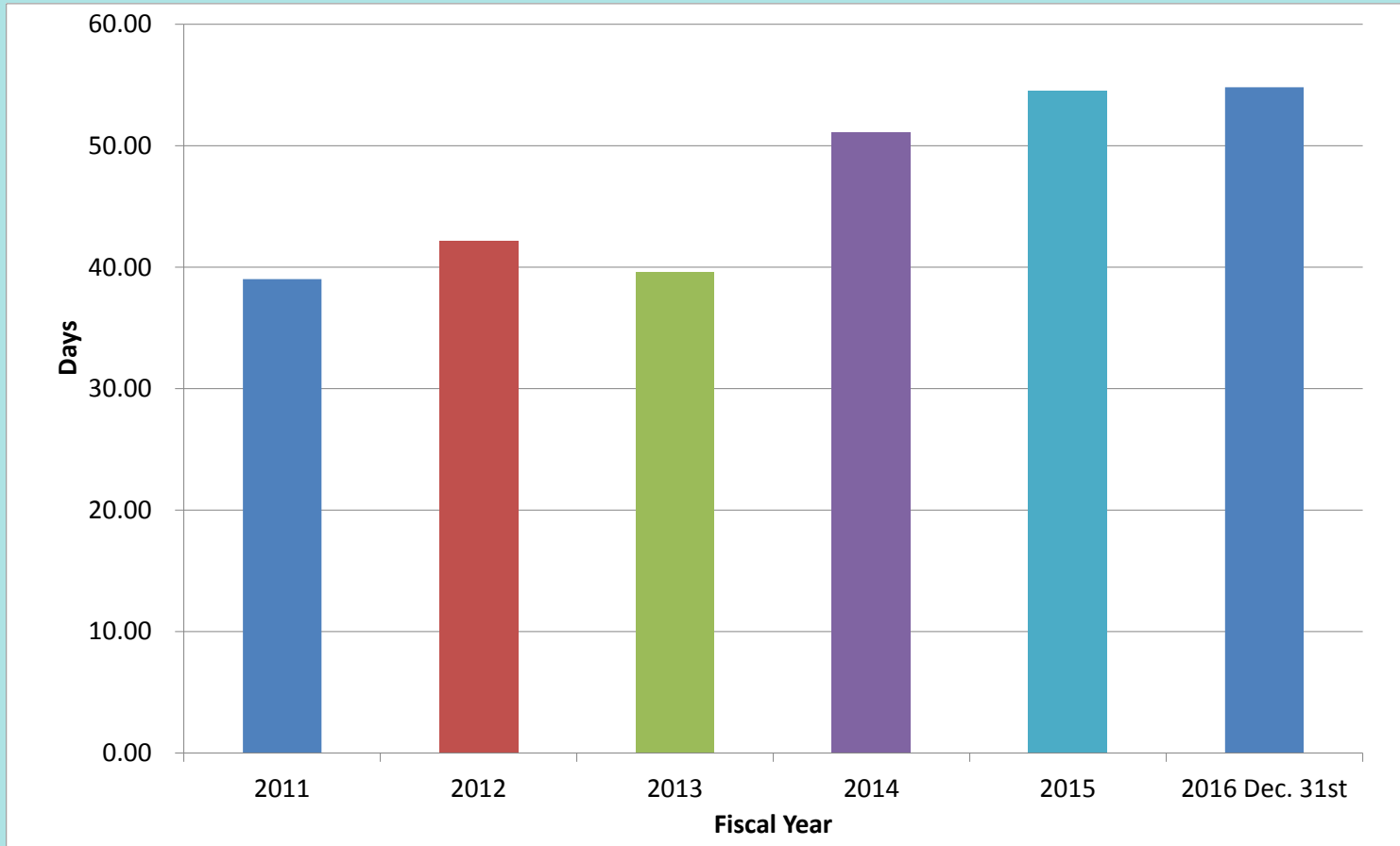
70.81

45.57

41.40

34.63

UNM HOSPITALS



FY 2011

FY 2012

FY 2013

FY 2014

FY 2015

**FY 2016
Dec. 31st**

39.03

42.14

39.58

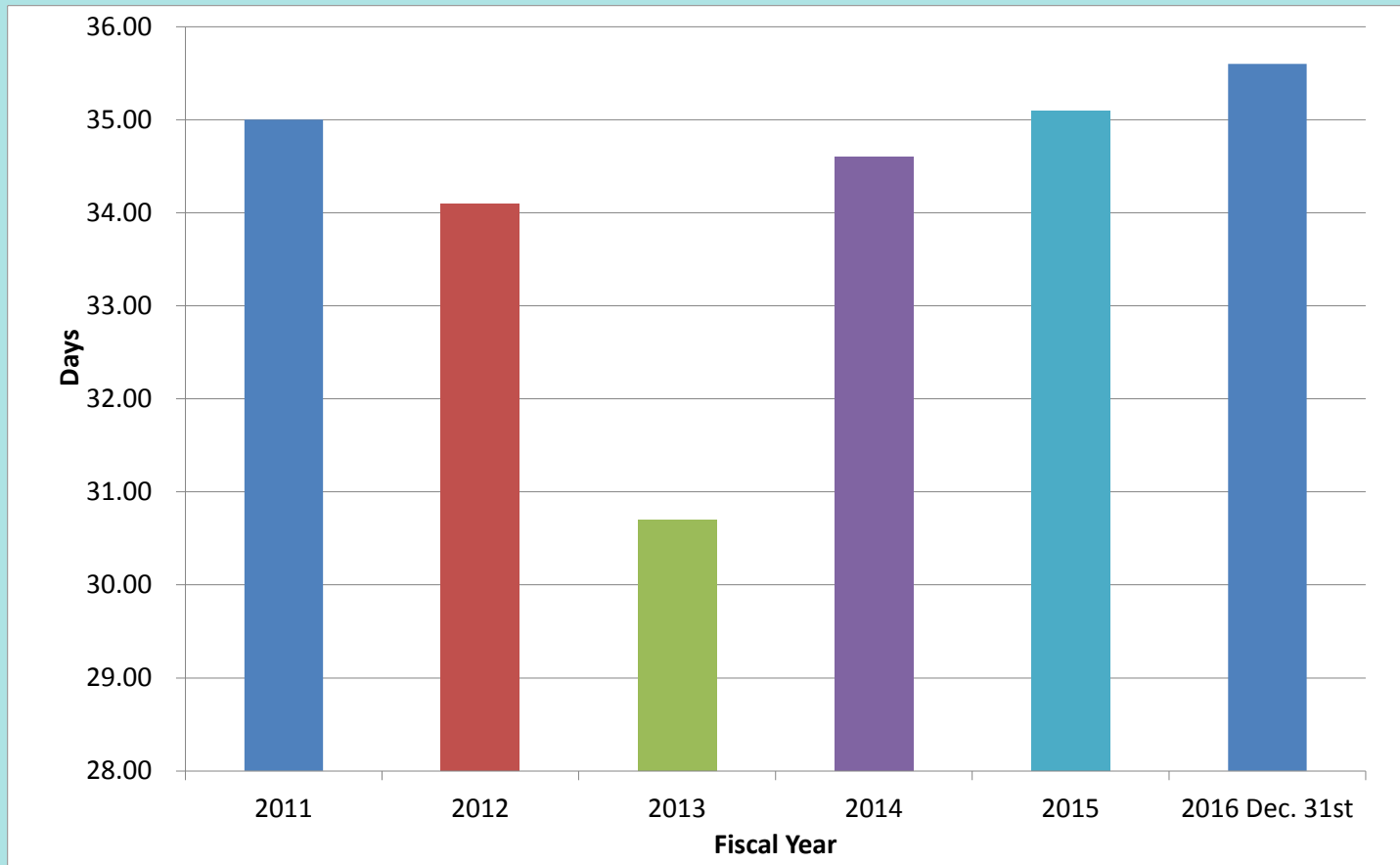
51.09

54.52

54.81

Per Fitch Ratings, "2014 Median Ratios for Nonprofit Hospitals and Healthcare Systems" report, the "AA" credit rating group has a benchmark of 47.4 days in accounts receivable

UNM MEDICAL GROUP



FY 2011

FY 2012

FY 2013

FY 2014

FY 2015

**FY 2016
Dec. 31st**

35.00

34.10

30.70

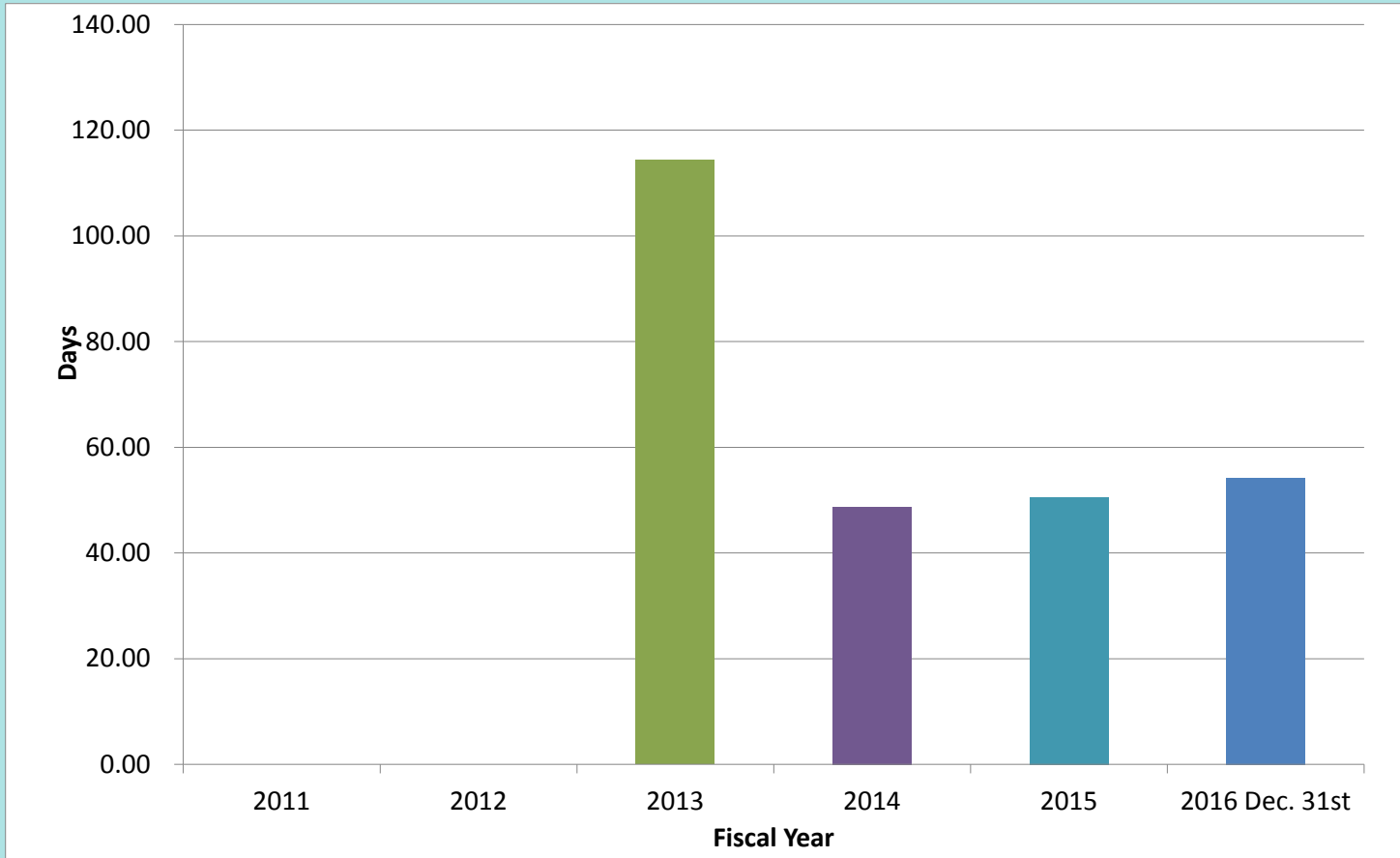
34.60

35.10

35.60

Per Fitch Ratings, "2014 Median Ratios for Nonprofit Hospitals and Healthcare Systems" report, the "AA" credit rating group has a benchmark of 47.4 days in accounts receivable

SANDOVAL REGIONAL MEDICAL CENTER

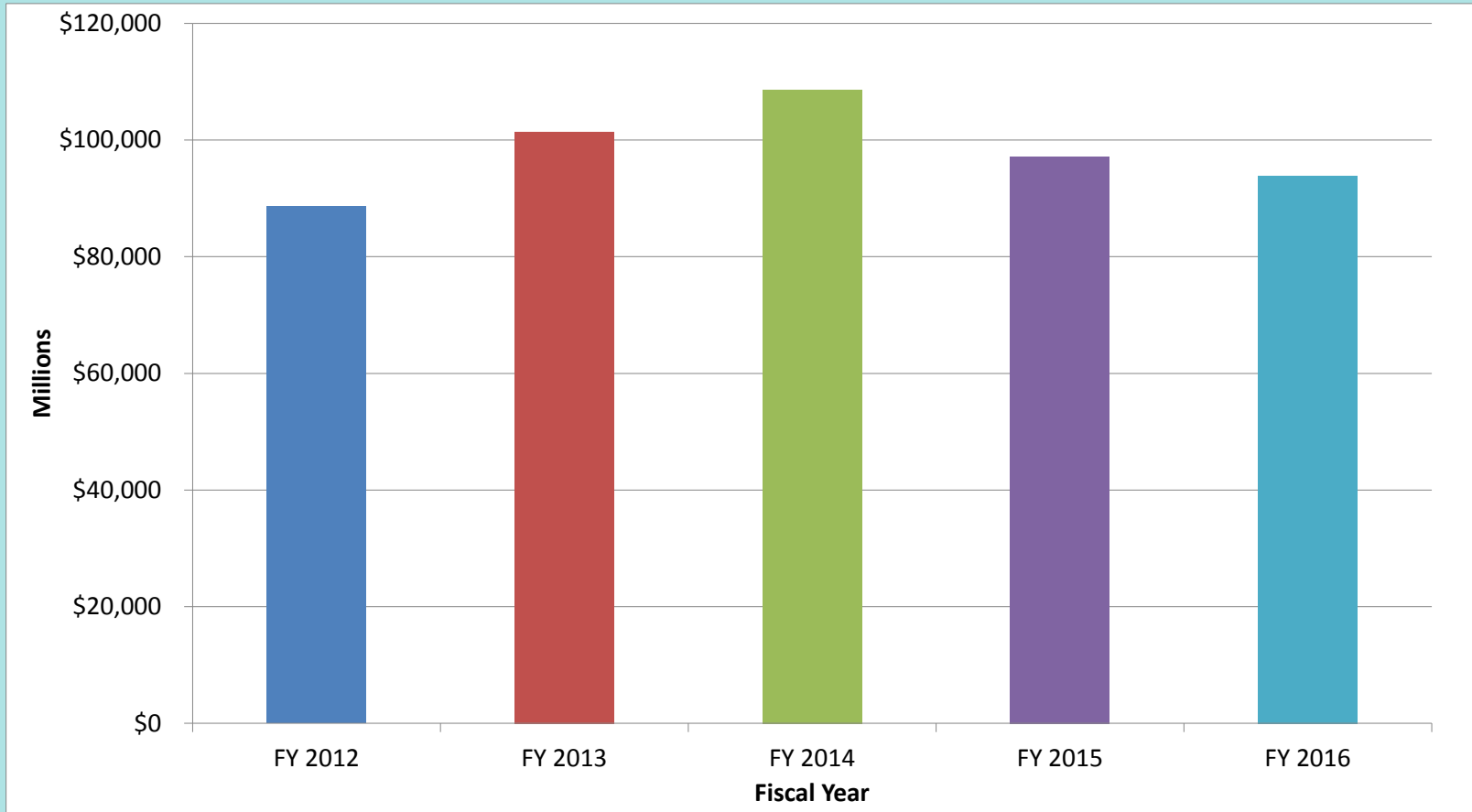


FY 2011	FY 2012	FY 2013	FY 2014	FY 2015	FY 2016 Dec. 31st
N/A	N/A	114.39	48.71	50.50	54.17

Per Fitch Ratings, "2014 Median Ratios for Nonprofit Hospitals and Healthcare Systems" report, the "AA" credit rating group has a benchmark of 47.4 days in accounts receivable

**UNM Health Sciences Center
Metrics - Preliminary and Unaudited
Proposals Submitted
(Amounts are in thousands)**

UNIVERSITY HSC



**FY 2012
2nd Quarter**

\$88,644

**FY 2013
2nd Quarter**

\$101,386

**FY 2014
2nd Quarter**

\$108,641

**FY 2015
2nd Quarter**

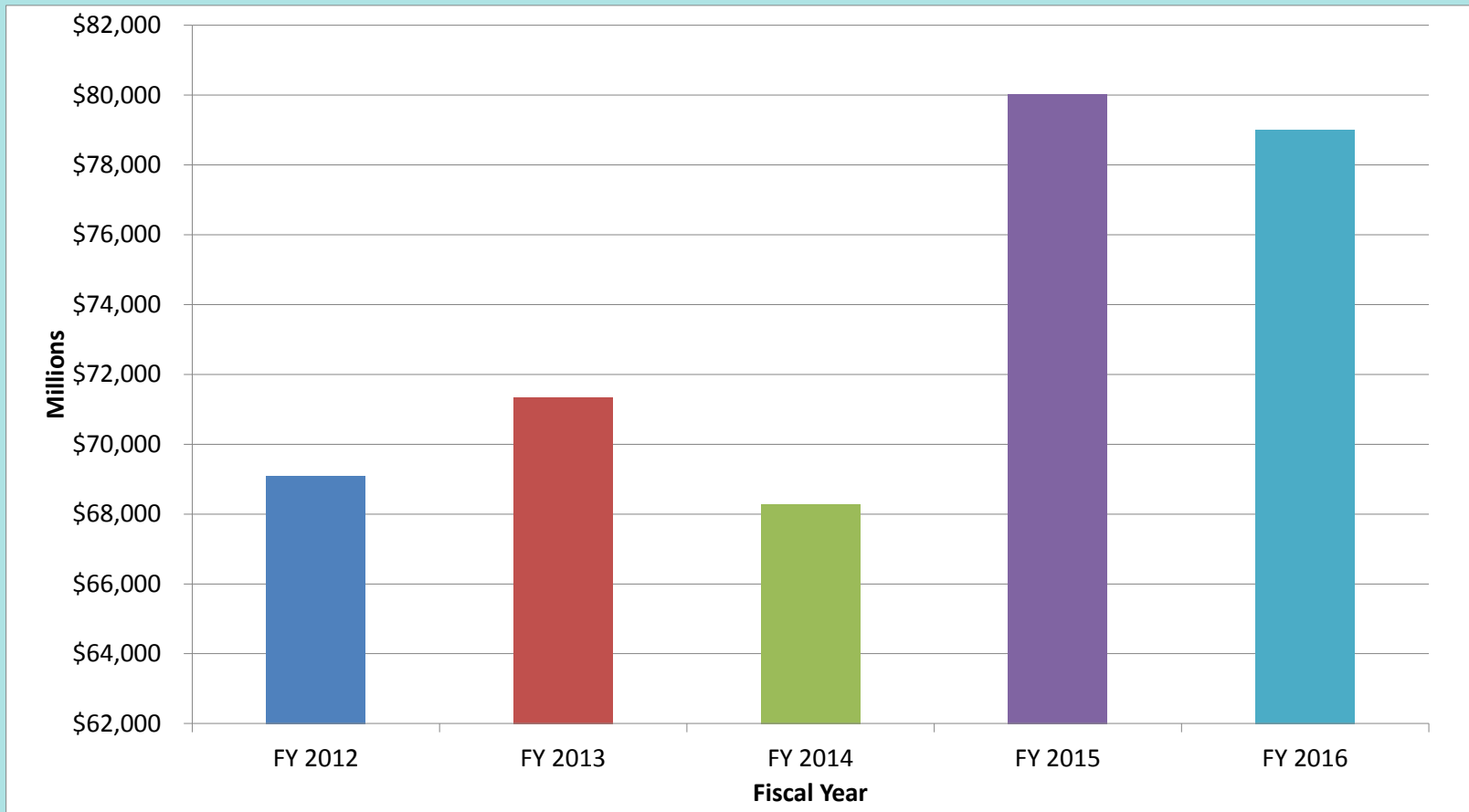
\$97,169

**FY 2016
2nd Quarter**

\$93,893

**UNM Health Sciences Center
Metrics - Preliminary and Unaudited
Awards
(Amounts are in thousands)**

UNIVERSITY HSC



**FY 2012
2nd Quarter**

\$69,091

**FY 2013
2nd Quarter**

\$71,338

**FY 2014
2nd Quarter**

\$68,286

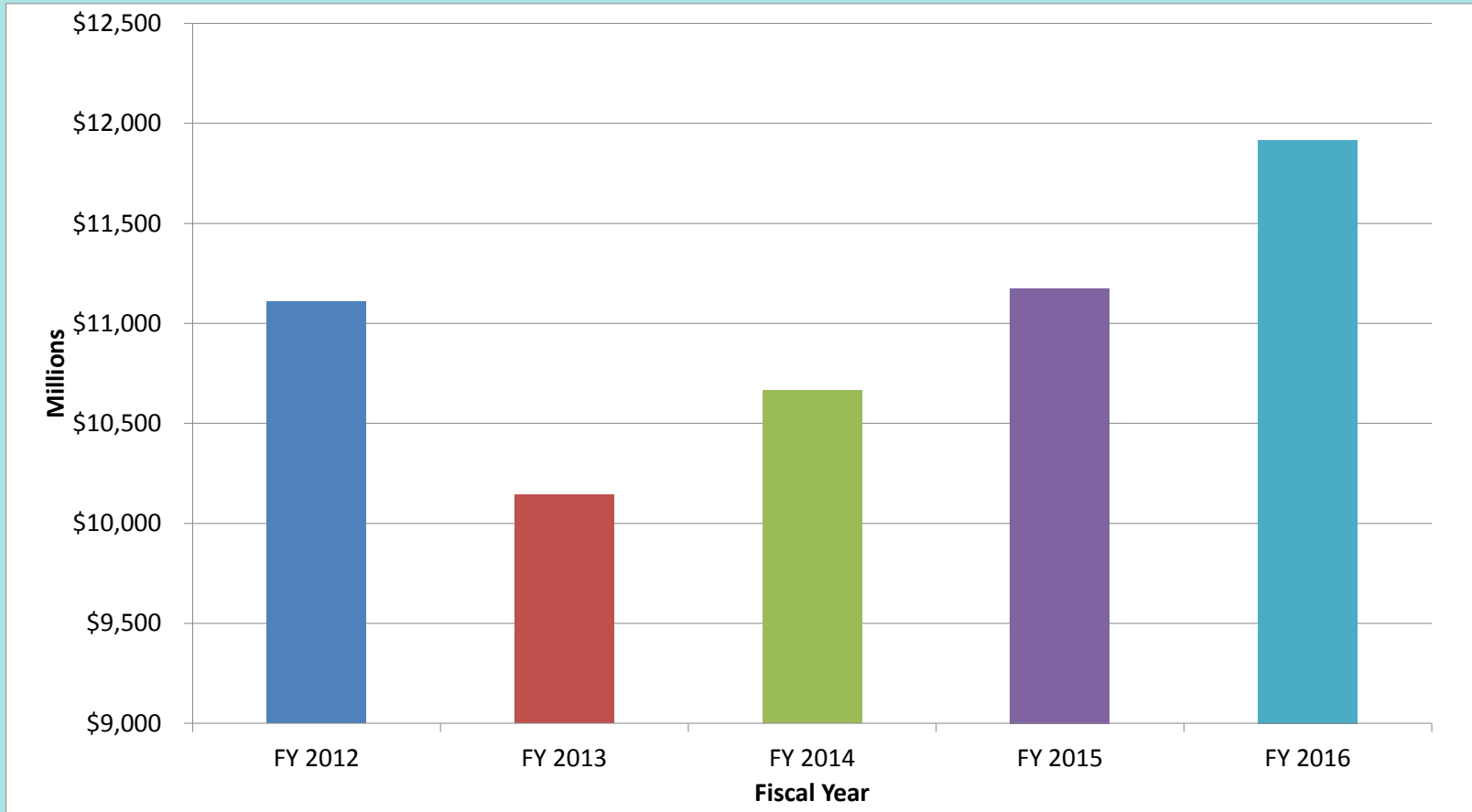
**FY 2015
2nd Quarter**

\$80,032

**FY 2016
2nd Quarter**

\$79,007

UNIVERSITY HSC



**FY 2012
2nd Quarter**

\$11,109

**FY 2013
2nd Quarter**

\$10,142

**FY 2014
2nd Quarter**

\$10,664

**FY 2015
2nd Quarter**

\$11,175

**FY 2016
2nd Quarter**

\$11,917