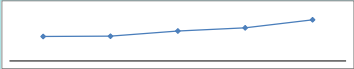








**Health Sciences Center  
Metrics (Preliminary and Unaudited)**

Benchmark	Expected	FY 2011 2nd Quarter	FY 2012 2nd Quarter	FY 2013 2nd Quarter	FY 2014 2nd Quarter	FY 2015 2nd Quarter	Fiscal Year Trend	FY 2015 February 28th YTD	
<b>Approximate Cash Flow/(Use) from Operations *</b> <i>(Amounts are in thousands)</i>	HSC	↑	\$3,718	\$3,767	\$4,557	\$5,039		\$17,663	
	UNMMG	↑	\$5,325	\$730	(\$525)	\$1,972	\$3,593		\$5,701
	UNMH	↑	\$17,731	\$17,513	\$7,586	\$12,418	\$17,207		\$31,579
	SRMC	↑	NA	NA	\$1,142	(\$663)	\$4,834		\$6,609

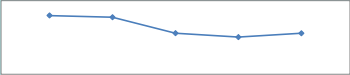





\* Approximate Cash Flow/(Use) from Operations = Operating Net Margin plus Depreciation Expense

<b>Operating Net Margin</b> <i>(Amounts are in thousands)</i>	HSC	↑	\$3,718	\$3,767	\$4,557	\$5,039	\$6,268		\$17,663
	UNMMG	↑	\$5,078	\$448	(\$793)	\$1,769	\$3,399		\$5,433
	UNMH	↑	\$317	\$650	(\$8,476)	(\$3,335)	(\$63)		\$9,079
	SRMC	↑	NA	NA	(\$2,226)	(\$5,112)	\$90		\$247

**Health Sciences Center  
Metrics (Preliminary and Unaudited)**





Benchmark		Expected	FY 2011 2nd Quarter	FY 2012 2nd Quarter	FY 2013 2nd Quarter	FY 2014 2nd Quarter	FY 2015 2nd Quarter	Fiscal Year Trend	FY 2015 February 28th YTD
<b>Net Income/(Use of Reserves)</b> <i>(Amounts are in thousands)</i>	HSC	↑	(\$1,097)	(\$1,371)	(\$1,180)	\$710	(\$2,378)		\$8,523
	UNMMG	↑	\$5,078	(\$226)	\$864	(\$4,143)	(\$1,555)		\$383
	UNMH	↑	\$317	\$647	(\$3,481)	\$1,373	\$5,952		\$9,079
	SRMC	↑	NA	NA	(\$2,226)	(\$5,112)	\$90		\$247
<b>Uncompensated Care</b> <i>(Amounts are in thousands)</i>	UNMMG	↓	\$18,991	\$18,280	\$23,423	\$21,261	\$9,027		\$11,514
	UNMH	↓	\$81,828	\$82,647	\$94,331	\$102,164	\$57,895		\$65,233
	SRMC	↓	NA	NA	NA	\$5,577	\$2,766		\$3,024
<b>Uncompensated Care as a Percentage of Total Patient Care</b>	UNM HEALTH SYSTEM	↓	FY 2011 22%	FY 2012 24%	FY 2013 23%	FY 2014 21%	FY 2015 2nd Quarter YTD 12%		10%

**Health Sciences Center  
Metrics (Preliminary and Unaudited)**

Benchmark	Expected	FY 2011 2nd Quarter	FY 2012 2nd Quarter	FY 2013 2nd Quarter	FY 2014 2nd Quarter	FY 2015 2nd Quarter	Fiscal Year Trend	FY 2015 February 28th	
<b>Days Cash on Hand</b>									
Days of Expense in Discretionary Reserves Year End Benchmark - 10 Days	HSC	↑	13.96	13.28	7.39	5.93		14.29	
ACMPE 30 Days *	UNMMG	↑	45.50	16.20	35.90	45.30		45.47	
UHC 75 Days **	UNMH	↑	63.43	50.96	46.41	46.86		61.86	
UHC 75 Days **	SRMC	↑	NA	NA	N/A	16.25		61.72	
* American College of Medical Practice Executives									
** University HealthSystem Consortium									
<b>Accounts Receivable Greater Than Ninety Days</b>									
<i>(Amounts are in thousands)</i>									
	HSC	↓	\$1,931 13%	\$2,367 25%	\$764 6%	\$894 7%	\$205 8%		\$113 8%
	UNMMG	↓	\$3,368 14%	\$5,826 20%	\$4,466 16%	\$5,728 21%	\$11,072 28%		\$11,905 27%
	UNMH***	↓	\$63,020 28%	\$52,470 28%	\$48,061 24%	\$64,069 28%	\$84,240 31%		\$85,168 29%
	SRMC****	↓	NA	NA	NA	\$1,251 27%	\$606 9%		\$680 8%
*** UNMH Account Receivable Greater Than Ninety Days excludes liens									
**** SRMC Account Receivable Greater Than Ninety Days reflects Net Accounts Receivable - all other receivables are shown at Gross									

**Health Sciences Center  
Metrics (Preliminary and Unaudited)**

(Amounts are in thousands)

	Expected	FY 2011 2nd Quarter	FY 2012 2nd Quarter	FY 2013 2nd Quarter	FY 2014 2nd Quarter	FY 2015 2nd Quarter	Fiscal Year Trend	FY 2015 February 28th YTD
<b>Proposals Submitted</b>	↑	\$98,221	\$88,644	\$101,386	\$108,641	\$97,421		\$170,596
<b>Awards</b>	↑	\$85,599	\$69,091	\$71,338	\$68,286	\$80,489		\$94,875
<b>Earned F&amp;A</b>	↑	\$11,414	\$11,109	\$10,142	\$10,664	\$11,175		\$15,277
<b>Contract &amp; Grant Expense</b> <i>(Includes Cost Share, Program Income and F&amp;A Expense)</i>	↑	\$59,426	\$58,895	\$60,411	\$56,805	\$61,189		\$83,316



**UNIVERSITY OF NEW MEXICO HEALTH SCIENCES CENTER - University HSC Only\***  
**2015 Fiscal Year-to-Date Summary through February 28, 2015 (Preliminary and Unaudited)**  
(In thousands)

\* UNIVERSITY HSC ONLY INCLUDES: SOM, CON, COP, HSLIC, ADMIN, RESEARCH

	University HSC FY 2015 Re-Forecasted Budget 12/31/2014	University HSC FY 2015 YTD 2/28/2015 Actual	University HSC FY 2014 Year End Actual	University HSC FY 2015 YTD Actual to FY 2015 Re-Forecasted Budget Benchmark Rate (67%)	University HSC FY 2015 YTD Actual to FY 2014 Year End Actual Benchmark Rate (67%)
1 UNM MEDICAL GROUP REVENUES	123,262	81,588	106,656	66%	76%
2 UNM HOSPITALS REVENUES	141,500	98,915	136,977	70%	72%
3 SRMC REVENUES	20,380	12,545	16,024	62%	78%
4 TUITION AND FEES	14,921	14,810	14,806	99%	100%
5 CIGARETTE TAX APPROPRIATIONS	3,949	2,792	3,932	71%	71%
6 RPSP APPROPRIATIONS	19,690	13,126	17,902	67%	73%
7 I&G APPROPRIATIONS	64,907	43,271	61,566	67%	70%
8 I&G MAIN CAMPUS TRANSFERS	19,900	13,369	18,518	67%	72%
9 F&A REVENUES (OH RETURN)	21,500	15,277	22,595	71%	68%
10 HSC/UNM INTERNAL TRANSFERS	(5,876)	(5,143)	(6,229)	88%	83%
11 MILL LEVY	0	0	0	N/A	N/A
12 OTHER REVENUES	12,706	10,205	13,759	80%	74%
13 CONTRACT AND GRANT REVENUES	136,083	89,053	132,502	65%	67%
<b>TOTAL REVENUES</b>	<b>572,921</b>	<b>389,808</b>	<b>539,008</b>	<b>68%</b>	<b>72%</b>
14 TOTAL COMPENSATION EXPENSES	366,827	238,876	337,729	65%	71%
15 SUPPLIES/MEDICAL SUPPLIES	12,828	7,435	11,916	58%	62%
16 UNIVERSITY CLINICIANS PROGRAM	0	0	0	N/A	N/A
17 HOUSESTAFF	0	0	0	N/A	N/A
18 TRAVEL	5,808	3,184	4,700	55%	68%
19 STUDENT COSTS	3,420	2,320	2,422	68%	96%
20 PATIENT CARE COSTS	2,030	832	1,431	41%	58%
21 TELEPHONE/COMMUNICATION COSTS	2,109	1,522	2,257	72%	67%
22 PURCHASED SERVICES	25,321	22,001	26,891	87%	82%
23 OTHER MEDICAL SERVICES	0	0	0	N/A	N/A
24 SUB AWARDS/SERVICE CONTRACTS	572	485	1,134	85%	43%
25 O&M & LEASES	8,455	4,964	7,461	59%	67%
26 UTILITIES	4,831	3,474	4,801	72%	72%
27 DEPRECIATION	0	0	0	N/A	N/A
28 INTEREST EXPENSE	2,166	1,444	2,169	67%	67%
29 OTHER EXPENSES	3,968	2,294	2,958	58%	78%
30 CONTRACT AND GRANT EXPENSES	127,582	83,316	124,136	65%	67%
<b>TOTAL EXPENSES</b>	<b>565,916</b>	<b>372,145</b>	<b>530,005</b>	<b>66%</b>	<b>70%</b>
<b>OPERATING NET MARGIN</b>	<b>7,005</b>	<b>17,663</b>	<b>9,003</b>		
<b>NON-RECURRING ITEMS</b>					
31 CAPITAL EXPENDITURES	1,142	790	2,030	69%	39%
32 MEANINGFUL USE REVENUE	0	0	0	N/A	N/A
33 RETURN ON INVESTMENT - TRIWEST	0	0	0	N/A	N/A
34 USE OF UNMMG RESERVES	0	0	0	N/A	N/A
35 RECRUITMENT/STARTUP/SCHOLARSHIPS	6,180	4,079	6,225	66%	66%
36 NON-RECURRING TRANSFERS	4,767	4,270	4,440	90%	96%
<b>TOTAL NON-RECURRING ITEMS</b>	<b>12,089</b>	<b>9,139</b>	<b>12,695</b>	<b>76%</b>	<b>72%</b>
<b>NET INCOME/(USE OF RESERVES)</b>	<b>(5,084)</b>	<b>8,523</b>	<b>(3,692)</b>		



**UNIVERSITY OF NEW MEXICO HEALTH SCIENCES CENTER - UNM Hospitals Only**  
**2015 Fiscal Year-to-Date Summary through February 28, 2015 (Preliminary and Unaudited)**  
(In thousands)

Clinical Operations

	UNM Hospitals FY 2015 Re-Forecasted Budget 12/31/2014	UNM Hospitals FY 2015 YTD 2/28/2015 Actual	UNM Hospitals FY 2014 Year End Actual	UNM Hospitals FY 2015 YTD Actual to FY 2015 Re-Forecasted Budget Benchmark Rate (67%)	UNM Hospitals FY 2015 YTD Actual to FY 2014 Year End Actual Benchmark Rate (67%)
1 UNM MEDICAL GROUP REVENUES	0	0	0	N/A	N/A
2 UNM HOSPITALS REVENUES	768,692	538,465	709,437	70%	76%
3 SRMC REVENUES	0	0	0	N/A	N/A
4 TUITION AND FEES	0	0	0	N/A	N/A
5 CIGARETTE TAX APPROPRIATIONS	0	0	0	N/A	N/A
6 RPSP APPROPRIATIONS	13,117	8,745	12,520	67%	70%
7 I&G APPROPRIATIONS	0	0	0	N/A	N/A
8 I&G MAIN CAMPUS TRANSFERS	0	0	0	N/A	N/A
9 F&A REVENUES (OH RETURN)	0	0	0	N/A	N/A
10 HSC/UNM INTERNAL TRANSFERS	0	0	0	N/A	N/A
11 MILL LEVY	92,780	61,853	92,020	67%	67%
12 OTHER REVENUES	27,718	18,895	23,062	68%	82%
13 CONTRACT AND GRANT REVENUES	2,567	2,110	3,569	82%	59%
<b>TOTAL REVENUES</b>	<b>904,874</b>	<b>630,068</b>	<b>840,608</b>	<b>70%</b>	<b>75%</b>
14 TOTAL COMPENSATION EXPENSES	439,445	297,004	408,780	68%	73%
15 SUPPLIES/MEDICAL SUPPLIES	148,668	98,394	141,923	66%	69%
16 UNIVERSITY CLINICIANS PROGRAM	62,105	49,489	59,387	80%	83%
17 HOUSESTAFF	28,084	19,070	25,933	68%	74%
18 TRAVEL	643	423	691	66%	61%
19 STUDENT COSTS	0	0	0	N/A	N/A
20 PATIENT CARE COSTS	35,420	23,957	46,357	68%	52%
21 TELEPHONE/COMMUNICATION COSTS	3,672	2,561	3,598	70%	71%
22 PURCHASED SERVICES	44,650	35,361	33,106	79%	107%
23 OTHER MEDICAL SERVICES	39,957	23,324	27,692	58%	84%
24 SUB AWARDS/SERVICE CONTRACTS	9,507	6,506	9,322	68%	70%
25 O&M & LEASES	16,479	11,622	16,498	71%	70%
26 UTILITIES	6,574	4,486	6,316	68%	71%
27 DEPRECIATION	34,259	22,500	31,831	66%	71%
28 INTEREST EXPENSE	7,404	4,917	7,567	66%	65%
29 OTHER EXPENSES	27,965	21,377	26,478	76%	81%
30 CONTRACT AND GRANT EXPENSES	0	0	0	N/A	N/A
<b>TOTAL EXPENSES</b>	<b>904,834</b>	<b>620,989</b>	<b>845,479</b>	<b>69%</b>	<b>73%</b>
<b>OPERATING NET MARGIN</b>	<b>40</b>	<b>9,079</b>	<b>(4,871)</b>		
<b>NON-RECURRING ITEMS</b>					
31 CAPITAL EXPENDITURES	12,000	8,020	26,000	67%	31%
32 MEANINGFUL USE REVENUE	0	0	0	N/A	N/A
33 RETURN ON INVESTMENT - TRIWEST	(12,030)	(8,020)	(39,873)	67%	20%
34 USE OF UNMMG RESERVES	0	0	0	N/A	N/A
35 RECRUITMENT/STARTUP/SCHOLARSHIPS	0	0	0	N/A	N/A
36 NON-RECURRING TRANSFERS	0	0	0	N/A	N/A
<b>TOTAL NON-RECURRING ITEMS</b>	<b>(30)</b>	<b>0</b>	<b>(13,873)</b>	<b>0%</b>	<b>0%</b>
<b>NET INCOME/(USE OF RESERVES)</b>	<b>69</b>	<b>9,079</b>	<b>9,002</b>		



**UNIVERSITY OF NEW MEXICO HEALTH SCIENCES CENTER - UNMMG Only**  
**2015 Fiscal Year-to-Date Summary through February 28, 2015 (Preliminary and Unaudited)**  
(In thousands)

Clinical Operations

	UNMMG Re-Forecasted Budget 12/31/2014	UNMMG FY 2015 YTD 2/28/2015 Actual	UNMMG FY 2014 Year End Actual	UNMMG FY 2015 YTD Actual to FY 2015 Re-Forecasted Budget Benchmark Rate (67%)	UNMMG FY 2015 YTD Actual to FY 2014 Year End Actual Benchmark Rate (67%)
1 UNM MEDICAL GROUP REVENUES	181,262	122,336	162,835	67%	75%
2 UNM HOSPITALS REVENUES	0	0	0	N/A	N/A
3 SRMC REVENUES	0	0	0	N/A	N/A
4 TUITION AND FEES	0	0	0	N/A	N/A
5 CIGARETTE TAX APPROPRIATIONS	0	0	0	N/A	N/A
6 RPSP APPROPRIATIONS	815	542	815	66%	67%
7 I&G APPROPRIATIONS	0	0	0	N/A	N/A
8 I&G MAIN CAMPUS TRANSFERS	0	0	0	N/A	N/A
9 F&A REVENUES (OH RETURN)	0	0	0	N/A	N/A
10 HSC/UNM INTERNAL TRANSFERS	0	0	0	N/A	N/A
11 MILL LEVY	0	0	0	N/A	N/A
12 OTHER REVENUES	11,927	8,367	3,546	70%	236%
13 CONTRACT AND GRANT REVENUES	0	0	0	N/A	N/A
<b>TOTAL REVENUES</b>	<b>194,004</b>	<b>131,246</b>	<b>167,196</b>	<b>68%</b>	<b>78%</b>
14 TOTAL COMPENSATION EXPENSES	18,768	11,556	15,533	62%	74%
15 SUPPLIES/MEDICAL SUPPLIES	0	0	0	N/A	N/A
16 UNIVERSITY CLINICIANS PROGRAM	0	0	0	N/A	N/A
17 HOUSESTAFF	0	0	0	N/A	N/A
18 TRAVEL	0	0	0	N/A	N/A
19 STUDENT COSTS	0	0	0	N/A	N/A
20 PATIENT CARE COSTS	25,427	16,402	19,065	65%	86%
21 TELEPHONE/COMMUNICATION COSTS	0	0	0	N/A	N/A
22 PURCHASED SERVICES	139,920	93,049	115,568	67%	81%
23 OTHER MEDICAL SERVICES	0	0	0	N/A	N/A
24 SUB AWARDS/SERVICE CONTRACTS	0	0	0	N/A	N/A
25 O&M & LEASES	484	319	429	66%	74%
26 UTILITIES	0	0	0	N/A	N/A
27 DEPRECIATION	404	268	393	66%	68%
28 INTEREST EXPENSE	0	0	0	N/A	N/A
29 OTHER EXPENSES	5,601	4,219	5,614	75%	75%
30 CONTRACT AND GRANT EXPENSES	0	0	0	N/A	N/A
<b>TOTAL EXPENSES</b>	<b>190,604</b>	<b>125,812</b>	<b>156,602</b>	<b>66%</b>	<b>80%</b>
<b>OPERATING NET MARGIN</b>	<b>3,400</b>	<b>5,433</b>	<b>10,594</b>		
<b>NON-RECURRING ITEMS</b>					
31 CAPITAL EXPENDITURES	0	0	0	N/A	N/A
32 MEANINGFUL USE REVENUE	0	0	(120)	N/A	0%
33 RETURN ON INVESTMENT - TRIWEST	0	0	0	N/A	N/A
34 USE OF UNMMG RESERVES	6,500	5,050	11,455	78%	44%
35 RECRUITMENT/STARTUP/SCHOLARSHIPS	0	0	0	N/A	N/A
36 NON-RECURRING TRANSFERS	0	0	0	N/A	N/A
<b>TOTAL NON-RECURRING ITEMS</b>	<b>6,500</b>	<b>5,050</b>	<b>11,335</b>	<b>78%</b>	<b>45%</b>
<b>NET INCOME/(USE OF RESERVES)</b>	<b>(3,100)</b>	<b>383</b>	<b>(741)</b>		



**UNIVERSITY OF NEW MEXICO HEALTH SCIENCES CENTER - SRMC Only**  
**2015 Fiscal Year-to-Date Summary through February 28, 2015 (Preliminary and Unaudited)**  
(In thousands)

Clinical Operations

	SRMC FY 2015 Re-Forecasted Budget 12/31/2014	SRMC FY 2015 YTD 2/28/2015 Actual	SRMC FY 2014 Year End Actual	SRMC FY 2015 YTD Actual to FY 2015 Re-Forecasted Budget Benchmark Rate (67%)	SRMC FY 2015 YTD Actual to FY 2014 Year End Actual Benchmark Rate (67%)
1 UNM MEDICAL GROUP REVENUES	0	0	0	N/A	N/A
2 UNM HOSPITALS REVENUES	0	0	0	N/A	N/A
3 SRMC REVENUES	71,732	46,576	53,651	65%	87%
4 TUITION AND FEES	0	0	0	N/A	N/A
5 CIGARETTE TAX APPROPRIATIONS	0	0	0	N/A	N/A
6 RPSA APPROPRIATIONS	0	0	0	N/A	N/A
7 I&G APPROPRIATIONS	0	0	0	N/A	N/A
8 I&G MAIN CAMPUS TRANSFERS	0	0	0	N/A	N/A
9 F&A REVENUES (OH RETURN)	0	0	0	N/A	N/A
10 HSC/UNM INTERNAL TRANSFERS	0	0	0	N/A	N/A
11 MILL LEVY	5,592	3,728	7,983	67%	47%
12 OTHER REVENUES	453	312	441	69%	71%
13 CONTRACT AND GRANT REVENUES	59	59	0	100%	N/A
<b>TOTAL REVENUES</b>	<b>77,836</b>	<b>50,674</b>	<b>62,075</b>	<b>65%</b>	<b>82%</b>
14 TOTAL COMPENSATION EXPENSES	33,677	22,120	25,732	66%	86%
15 SUPPLIES/MEDICAL SUPPLIES	16,110	10,000	12,044	62%	83%
16 UNIVERSITY CLINICIANS PROGRAM	0	147	0	N/A	N/A
17 HOUSESTAFF	239	174	117	73%	149%
18 TRAVEL	10	12	20	118%	58%
19 STUDENT COSTS	0	0	0	N/A	N/A
20 PATIENT CARE COSTS	4,555	2,617	4,346	57%	60%
21 TELEPHONE/COMMUNICATION COSTS	81	60	85	74%	70%
22 PURCHASED SERVICES	3,247	1,917	3,902	59%	49%
23 OTHER MEDICAL SERVICES	426	579	369	136%	157%
24 SUB AWARDS/SERVICE CONTRACTS	1,653	954	1,377	58%	69%
25 O&M & LEASES	1,044	589	621	56%	95%
26 UTILITIES	826	553	785	67%	70%
27 DEPRECIATION	9,411	6,362	9,112	68%	70%
28 INTEREST EXPENSE	4,022	2,683	4,090	67%	66%
29 OTHER EXPENSES	2,536	1,660	2,040	65%	81%
30 CONTRACT AND GRANT EXPENSES	0	0	0	N/A	N/A
<b>TOTAL EXPENSES</b>	<b>77,835</b>	<b>50,428</b>	<b>64,640</b>	<b>65%</b>	<b>78%</b>
<b>OPERATING NET MARGIN</b>	<b>1</b>	<b>247</b>	<b>(2,565)</b>		
<b>NON-RECURRING ITEMS</b>					
31 CAPITAL EXPENDITURES	0	0	0	N/A	N/A
32 MEANINGFUL USE REVENUE	0	0	0	N/A	N/A
33 RETURN ON INVESTMENT - TRIWEST	0	0	0	N/A	N/A
34 USE OF UNMMG RESERVES	0	0	0	N/A	N/A
35 RECRUITMENT/STARTUP/SCHOLARSHIPS	0	0	0	N/A	N/A
36 NON-RECURRING TRANSFERS	0	0	0	N/A	N/A
<b>TOTAL NON-RECURRING ITEMS</b>	<b>0</b>	<b>0</b>	<b>0</b>	<b>N/A</b>	<b>N/A</b>
<b>NET INCOME/(USE OF RESERVES)</b>	<b>1</b>	<b>247</b>	<b>(2,565)</b>		





**UNIVERSITY OF NEW MEXICO HEALTH SCIENCES CENTER - Consolidated HSC**  
**2015 Fiscal Year-to-Date Summary through February 28, 2015 (Preliminary and Unaudited)**  
(In thousands)

Clinical and Academic Operations

	Consolidated HSC FY 2015 Re-Forecasted Budget 12/31/2014	Consolidated HSC FY 2015 YTD 2/28/2015 Actual	Consolidated HSC FY 2014 Year End Actual	Consolidated HSC FY 2015 YTD Actual to FY 2015 Re-Forecasted Budget Benchmark Rate (67%)	Consolidated HSC FY 2015 YTD Actual to FY 2014 Year End Actual Benchmark Rate (67%)
1 UNM MEDICAL GROUP REVENUES	304,524	203,924	269,491	67%	76%
2 UNM HOSPITALS REVENUES	910,192	637,380	846,414	70%	75%
3 SRMC REVENUES	92,113	59,120	69,675	64%	85%
4 TUITION AND FEES	14,921	14,810	14,806	99%	100%
5 CIGARETTE TAX APPROPRIATIONS	3,949	2,792	3,932	71%	71%
6 RPSP APPROPRIATIONS	33,622	22,413	31,237	67%	72%
7 I&G APPROPRIATIONS	64,907	43,271	61,566	67%	70%
8 I&G MAIN CAMPUS TRANSFERS	19,900	13,369	18,518	67%	72%
9 F&A REVENUES (OH RETURN)	21,500	15,277	22,595	71%	68%
10 HSC/UNM INTERNAL TRANSFERS	(5,876)	(5,143)	(6,229)	88%	83%
11 MILL LEVY	98,372	65,582	100,003	67%	66%
12 OTHER REVENUES	52,804	37,780	40,808	72%	93%
13 CONTRACT AND GRANT REVENUES	138,709	91,221	136,071	66%	67%
<b>TOTAL REVENUES</b>	<b>1,749,635</b>	<b>1,201,796</b>	<b>1,608,887</b>	<b>69%</b>	<b>75%</b>
14 TOTAL COMPENSATION EXPENSES	858,717	569,556	787,774	66%	72%
15 SUPPLIES/MEDICAL SUPPLIES	177,607	115,829	165,883	65%	70%
16 UNIVERSITY CLINICIANS PROGRAM	62,105	49,636	59,387	80%	84%
17 HOUSESTAFF	28,322	19,244	26,050	68%	74%
18 TRAVEL	6,461	3,618	5,411	56%	67%
19 STUDENT COSTS	3,420	2,320	2,422	68%	96%
20 PATIENT CARE COSTS	67,431	43,807	71,199	65%	62%
21 TELEPHONE/COMMUNICATION COSTS	5,861	4,143	5,940	71%	70%
22 PURCHASED SERVICES	213,138	152,327	179,467	71%	85%
23 OTHER MEDICAL SERVICES	40,384	23,903	28,061	59%	85%
24 SUB AWARDS/SERVICE CONTRACTS	11,732	7,945	11,833	68%	67%
25 O&M & LEASES	26,462	17,493	25,009	66%	70%
26 UTILITIES	12,231	8,512	11,902	70%	72%
27 DEPRECIATION	44,074	29,130	41,336	66%	70%
28 INTEREST EXPENSE	13,592	9,044	13,826	67%	65%
29 OTHER EXPENSES	40,070	29,551	37,090	74%	80%
30 CONTRACT AND GRANT EXPENSES	127,582	83,316	124,136	65%	67%
<b>TOTAL EXPENSES</b>	<b>1,739,189</b>	<b>1,169,375</b>	<b>1,596,726</b>	<b>67%</b>	<b>73%</b>
<b>OPERATING NET MARGIN</b>	<b>10,446</b>	<b>32,421</b>	<b>12,161</b>		
<b>NON-RECURRING ITEMS</b>					
31 CAPITAL EXPENDITURES	13,142	8,810	28,030	67%	31%
32 MEANINGFUL USE REVENUE	0	0	(120)	N/A	0%
33 RETURN ON INVESTMENT - TRIWEST	(12,030)	(8,020)	(39,873)	67%	20%
34 USE OF UNMMG RESERVES	6,500	5,050	11,455	78%	44%
35 RECRUITMENT/STARTUP/SCHOLARSHIPS	6,180	4,079	6,225	66%	66%
36 NON-RECURRING TRANSFERS	4,767	4,270	4,440	90%	96%
<b>TOTAL NON-RECURRING ITEMS</b>	<b>18,560</b>	<b>14,189</b>	<b>10,157</b>	<b>76%</b>	<b>140%</b>
<b>NET INCOME/(USE OF RESERVES)</b>	<b>(8,114)</b>	<b>18,232</b>	<b>2,004</b>		

**GLOSSARY OF REPORT CATEGORIES**

FINANCIAL STATEMENT CATEGORY		UNM	UNMMG	UNM Hospitals	SRMC
1	UNM MEDICAL GROUP REVENUES	Clinical revenue primarily based on Physician or Provider efforts and collection through UNMMG	Net patient services revenue including SCI & UPL from UNMMG Clinical operations	N/A	N/A
2	UNM HOSPITALS REVENUES	Revenue from University Hospital to the School of Medicine	N/A	Hospital facility revenue based on patient billings by UNMH	N/A
3	SRMC REVENUES	Revenue from SRMC to the School of Medicine	N/A	N/A	Hospital facility revenue based on patient billings by SRMC
4	TUITION AND FEES	Tuition & Fees, including tuition differentials	N/A	N/A	N/A
5	CIGARETTE TAX APPROPRIATIONS	Revenues received from the State as a calculated portion of Tax Revenue on the sale of tobacco products for use in Cancer Research	N/A	N/A	N/A
6	RPSP APPROPRIATIONS	Revenue received for current operations made available to UNM by act of NM State Legislature on an annual basis for Research, Public Service and Independent Operations	N/A	Revenue received for current operations made available to UNMH by act of NM State Legislature on an annual basis for Research, Public Service and Independent Operations	N/A
7	I&G APPROPRIATIONS	Revenue received for current operations made available to UNM by act of NM State Legislature on an annual basis for I&G operations	N/A	N/A	N/A
8	I&G MAIN CAMPUS TRANSFERS	Partial transfer of tuition and formula workload generated by Nursing, Pharmacy and SOM	N/A	N/A	N/A
9	F & A REVENUES (OH RETURN)	Revenue from recovery of indirect costs (F&A) incurred by a Contract or Grant also known as overhead return	N/A	N/A	N/A
10	HSC/UNM INTERNAL TRANSFERS	All transfers to/from HSC Unrestricted Funds excluding the I&G Main Campus Transfer and Transfers for Debt Service	N/A	N/A	N/A
11	MILL LEVY	N/A	N/A	Mil levy taxes collected on behalf of the Bernalillo County Treasurer and remitted to UNMH as required by the Hospital Funding Act.	Mil levy taxes collected on behalf of the Sandoval County Treasurer and remitted to SRMC as required by the Hospital Funding Act.
12	OTHER REVENUES	All other Revenues - not contained in any other category - Sales & Services (not Internal Service Center P18 sales), Gains on Sponsored Projects, Gifts, Endowment Spending Distributions, Investment Income, etc.	Other operating revenues	All other revenues not contained in any other category: Investment income, equity loss in Tricare, donated revenue, gain/loss on sale of assets, food, nutrition, catering & vending revenue, medical records revenue, rent revenue, all other non-operating revenue	All other revenues not contained in any other category: Investment income, donated revenue, gain/loss on sale of assets, food, nutrition, catering & vending revenue, medical records revenue, rent revenue, all other non-operating revenue
13	CONTRACT AND GRANT REVENUES	All Restricted Funds Revenue and Unrestricted Contract Revenue for example VA contracts	N/A	Revenue associated with restricted and unrestricted contracts and grants	N/A
14	TOTAL COMPENSATION EXPENSES	Salary, wages & benefits	Salaries and benefits considered to be operating and certain clinical expenses of UNMMG	Salary, wages & benefits	Salary, wages & benefits

**GLOSSARY OF REPORT CATEGORIES**

FINANCIAL STATEMENT CATEGORY		UNM	UNMMG	UNM Hospitals	SRMC
15	SUPPLIES/MEDICAL SUPPLIES	Office supplies, computer supplies, dues & memberships, postage charges, recruitment expenses, non capital equipment, computers, food, lab supplies, uniforms, training materials, etc.	N/A	Medical supplies for: lab, radiology, blood, pharmaceuticals, biologics, implantable devices, office supplies, computer supplies, photocopy expense, forms, linen, food, uniforms, and training materials.	Medical supplies for: lab, radiology, blood, pharmaceuticals, biologics, implantable devices, office supplies, computer supplies, photocopy expense, forms, linen, food, uniforms, and training materials.
16	UNIVERSITY CLINICIANS PROGRAM	N/A	N/A	Special clinician program to support SOM	Special clinician program to support SOM
17	HOUSESTAFF	N/A	N/A	Reimbursement of patient care services provided by residents who are employed by SOM.	Reimbursement of patient care services provided by SOM through UNMMG.
18	TRAVEL	Travel - in state, out of state, foreign, business meals, rental vehicles, new employee moving expenses, vehicle fuel etc.	N/A	Travel - in state, out of state, business meals, rental vehicles, flights, ground transportation, vehicle fuel etc.	Travel - in state, out of state, business meals, rental vehicles, flights, ground transportation, vehicle fuel etc.
19	STUDENT COSTS	Student tuition/fee expense, student travel, scholarships/fellowships, housing, insurance for students, student awards, etc.	N/A	N/A	N/A
20	PATIENT CARE COSTS	Patient Care costs for inpatient, outpatient care & lab, pharmacy and x-ray services for patients	Patient Care costs for inpatient, outpatient care & lab, pharmacy and x-ray services for patients	Patient Care costs for inpatient, outpatient care including Tricore laboratory expense, OR instruments, NM Insurance pool premiums, kidney acquisition, step down care (snf) for IV dependent patients, radiation oncology and patient assistance	Patient Care costs for inpatient, outpatient care including Tricore laboratory expense, OR instruments, NM Insurance pool premiums, kidney acquisition, step down care (snf) for IV dependent patients, radiation oncology and patient assistance
21	TELEPHONE/COMMUNICATION COSTS	Telephone, voicemail, cellular, long distance, paging and data networking charges	N/A	Telephone, voicemail, cellular, long distance, paging and data networking charges	Telephone, voicemail, cellular, long distance, paging and data networking charges
22	PURCHASED SERVICES	Alarm fees, internet fees, architectural services, auditing services, printing/copying/binding fees, conference/event fees, honoraria, insurance charges (general liability, professional liability), legal services, electronic journals & books, consultant fees, etc.	Includes payment to UNM SOM for physician and other provider services	Recruitment, professional, legal, auditing, consulting fees, promotional/graphics, IT Hosting Cerner, Siemens and PACS, safety and risk services, equifax, laundry, malpractice and liability insurance, etc.	Recruitment, professional, legal, auditing, consulting fees, promotional/graphics, IT Hosting Cerner, Siemens and PACS, safety and risk services, equifax, laundry, malpractice and liability insurance, etc.
23	OTHER MEDICAL SERVICES	N/A	N/A	Pathology contract, physician services, Executive Medical Directors, Medical Directors, dialysis services for UNM Care patients, OMI MOU, Adult Infusion net	Physician services
24	SUB AWARDS/SERVICE CONTRACTS	Unrestricted Sub Awards, Gain/Loss on Unrestricted Projects	N/A	All service contracts	All service contracts
25	O&M & LEASES	Plant maintenance and repairs, equipment repairs and maintenance, property insurance, auto insurance, facility rent expense	Building maintenance and repairs, equipment repairs and maintenance, repair parts, equipment rent, property insurance, auto insurance, facility rent expense, and housekeeping supplies	Building maintenance and repairs, equipment repairs and maintenance, repair parts, equipment rent, property insurance, auto insurance, facility rent expense, and housekeeping supplies	Building maintenance and repairs, equipment repairs and maintenance, repair parts, equipment rent, property insurance, auto insurance, facility rent expense, and housekeeping supplies
26	UTILITIES	Natural gas, electricity, steam, sewer, water, chilled water	N/A	Natural gas, electricity, steam, sewer, water, chilled water	Natural gas, electricity, steam, sewer, water, chilled water

**GLOSSARY OF REPORT CATEGORIES**

FINANCIAL STATEMENT CATEGORY		UNM	UNMMG	UNM Hospitals	SRMC
27	DEPRECIATION	N/A	The annual amortization for the furniture and equipment.	The annual amortization for the capital outlay associated with building, building improvement, fixed and moveable equipment which is based on the estimated useful lives of the assets as determined by the AHA "Estimated useful lives of Depreciable Hospital Assets".	The annual amortization for the capital outlay associated with building, building improvement, fixed and moveable equipment which is based on the estimated useful lives of the assets as determined by the AHA "Estimated useful lives of Depreciable Hospital Assets".
28	INTEREST EXPENSE	Transfers to cover debt service	N/A	Interest expense associated with the series 2004 FHA Insured Hospital Mortgage Revenue Bonds.	SRMC receives subsidy payments related to interest payments under the federal Build America Bond program. Under the program SRMC applies for subsidy funds commensurate with each bond payment, so the application for the subsidy is made semiannually. Also includes interest expense on the Series A & B Bonds.
29	OTHER EXPENSES	Banking fees, cost of goods sold, research costs, royalties, bad debt expense, other operating costs, Banner tax, etc.	Billings & collections expenses and other operating expenses of UNMMG	Programming, application, software and maintenance expenses, non capital equipment (less than \$5k), signs, dues & memberships, freight, postage, subscriptions, licenses/permits, Gap Tax, Intergovernmental Transfers for the SCI and IME, bond issuance costs, capital initiatives and other non-operating expenses.	Programming, application, software and maintenance expenses, non capital equipment (less than \$5k), signs, dues & memberships, freight, postage, subscriptions, licenses/permits, Gap Tax, Intergovernmental Transfers for the SCI and IME, bond issuance costs, capital initiatives and other non-operating expenses.
30	CONTRACT AND GRANT EXPENSES	All Restricted Funds Expense and Unrestricted Contract Expense for example VA contracts	N/A	N/A	N/A
31	CAPITAL EXPENDITURES	Equipment/furniture >\$5,000, Computer hardware, library acquisitions, etc.	N/A	This is capital initiatives in the case of UNM Hospitals.	N/A
32	MEANINGFUL USE REVENUE	N/A	Medicare and Medicaid programs provide incentive payments for hospital and physicians that make meaningful use of certified electronic health record technology.	Medicare and Medicaid programs provide incentive payments for hospital and physicians that make meaningful use of certified electronic health record technology.	N/A
33	RETURN ON INVESTMENT - TRIWEST	NA	NA	Dividend payments from investment in TriWest	NA
34	USE OF UNMMG RESERVES	N/A	To fund and support the mission of the Health Sciences Center.	N/A	N/A
35	RECRUITMENT/STARTUP/SCHOLARSHIPS	Chair and Startup Packages, Dean's Scholars/Professorships, and Recruitment Costs	N/A	N/A	N/A
36	NON-RECURRING TRANSFERS	Transfers from current unrestricted funds to plant funds or any other non-recurring transfers	N/A	N/A	N/A



**UNIVERSITY OF NEW MEXICO HEALTH SCIENCES CENTER**  
**Balance Sheet for the Health Sciences Center**  
**2015 Fiscal Year as of February 28, 2015 (Preliminary and Unaudited)**  
**(In thousands)**

	University HSC	UNM Hospitals	UNMMG	SRMC
<b>ASSETS</b>				
1 Cash and cash equivalents	18,667	150,240	21,618	14,105
2 Marketable securities	28,001	34,439	-	-
Receivables:				
3 Patient, net	1,087	98,960	28,777	8,750
4 Receivable from Affiliates	63,014	4,089	5,754	698
5 Estimated third party payor settlements	-	33,265	-	775
6 County Treasurer	-	7,264	-	127
7 Contracts, Grants and Other	8,480	12,488	-	331
8 Other	3,736	16,263	772	3,383
Total Current Assets	<u>122,985</u>	<u>357,008</u>	<u>56,921</u>	<u>28,169</u>
Assets whose use is limited:				
9 Held by trustee for debt service & other	-	39,020	-	7,876
10 By UNM Hospital Board of Trustees	-	21,224	-	-
11 Board and Other Designated Assets	131,600	-	20,003	-
12 Endowments	107,258	-	-	-
13 Capital Assets, net of depreciation	262,134	240,970	2,882	124,669
<b>TOTAL ASSETS</b>	<b><u>623,977</u></b>	<b><u>658,222</u></b>	<b><u>79,806</u></b>	<b><u>160,714</u></b>
<b>LIABILITIES</b>				
14 Accounts Payable	4,769	57,792	4,959	5,307
15 Other accrued liabilities	37,068	45,315	-	2,785
16 Payable to Affiliates	2,416	40,584	28,210	2,345
17 Bonds payable - current	942	5,630	-	1,670
18 Interest payable bonds	311	1,258	-	997
19 Estimated third party payor settlements	-	28,484	-	699
20 Bonds payable - non current	17,200	148,295	-	130,210
21 Other liabilities - non current	24,677	7,705	-	-
22 Sponsored Project and Other Deferred Revenue	11,348	-	-	-
<b>TOTAL LIABILITIES</b>	<b><u>98,731</u></b>	<b><u>335,063</u></b>	<b><u>33,169</u></b>	<b><u>144,013</u></b>
<b>NET POSITION</b>				
23 Restricted - expendable grants, bequests and contributions	108,753	15,402	-	61
24 Restricted - trust indenture and debt agreement	-	25,175	20,003	7,851
25 Committed and Dedicated agreements	150,612	-	-	-
26 Discretionary Reserve	21,889	182,407	23,752	8,789
27 Assets invested in Capital, net of related debt	243,992	100,175	2,882	-
<b>TOTAL NET POSITION</b>	<b><u>525,246</u></b>	<b><u>323,159</u></b>	<b><u>46,637</u></b>	<b><u>16,701</u></b>
Current Ratio	2.70	1.99	1.72	2.70
Days Cash on Hand <sub>3</sub>	N/A	61.86	45.47	84.31



**UNIVERSITY OF NEW MEXICO HEALTH SCIENCES CENTER**  
**Glossary of Report Categories**

	University HSC	UNM Hospitals	UNMMG	SRMC
--	----------------	---------------	-------	------

**ASSETS**

1	Cash and cash equivalents	Funds on deposit with Financial Institution with UNM	Funds on deposit with Financial Institution	Funds on deposit with Financial Institution	Funds on deposit with Financial Institution, plus the remaining balance of the \$46m
2	Marketable securities	Funds invested in securities in accordance with UNM Investment policy	Funds invested in US Treasury	N/A	N/A
3	Patient, net	Pediatric/Newborn Transport Services, net of estimated contractual allowances and estimated bad debt	Patient Receivable after adjustments for discounts and allowances	Patient Receivable for care provided by UNM SOM facility and other practitioners, net of estimated contractual allowances and estimated bad debt	Patient Receivable for facility costs, net of estimated contractual allowances and estimated bad debt
4	Receivable from Affiliates	Related Party Receivables for goods or services provided to UNM Hospitals, UNMMG and SRMC	Related Party Receivable from University HSC and SRMC	Related Party Receivable for negative arbitrage for SRMC	Related Party Receivable from UNMMG and UNMH
5	Estimated third party payor settlements	N/A	Accounts Receivable for IME/GME /DSH	N/A	
6	County Treasurer	N/A	Bernalillo County Mil Levy Receivable	N/A	Sandoval County Mil Levy Receivable
7	Contracts, Grants and Other	Sponsored project receivables and other services invoiced by UNM such as OMI, Resident Physician contracts, etc.	Accounts Receivable from Contracts/UNM MG/Special Billing/Investments	N/A	Other receivable balances. As of year end, a receivable was recorded for the insurance proceeds associated with the damage in the OR due to the flood
8	Other	Prepaid contractual obligations, such as library subscription services and maintenance contacts	Prepaid Expense and Inventory	Pharmacy Inventory	Prepaid Expense and Inventory
9	Held by trustee for debt service & other	N/A	Debt/Mortgage reserve funds to include collateral and intangible assets	N/A	Funds held in Trustee Accounts, Mortgage reserve funds, bond debt service accounts
10	By UNM Hospital Clinical Operations Board	N/A	Investment in TriWest/Tricare Reference Laboratory	N/A	N/A



**UNIVERSITY OF NEW MEXICO HEALTH SCIENCES CENTER**  
**Glossary of Report Categories**

	University HSC	UNM Hospitals	UNMMG	SRMC
--	----------------	---------------	-------	------

11 Board and Other Designated Assets	Funds dedicated to UNM Hospitals Capital Initiatives and unexpended plant funds	N/A	Department, SOM Investment in UNMMG and Quality Reserves	The original bond proceeds were used to purchase GNMA's which collateralize the mortgage with Prudential
12 Endowments	Balance of endowed corpus funds generating revenue according to donor intent	N/A	N/A	N/A
13 Capital Assets, net of depreciation	Property, Plant and Equipment	Land, Property, Plant and Equipment	Furniture and Equipment	Land, Property, Plant and Equipment
<b>LIABILITIES</b>				
14 Accounts Payable	Unpaid balances owed to vendors for goods and services; amounts owed to employees for expense reimbursements	Amount owed to creditors	Unpaid balances owed to vendors for goods and services; accrued payroll and other payroll benefits and taxes	Unpaid balances owed to vendors for goods and services
15 Other accrued liabilities	Payroll withholding liabilities and estimated value of compensated absences	Accrued liabilities to include payroll, compensated benefit, and Incurred but not Recognized (IBNR) State Coverage Insurance	N/A	Accrued liabilities to include payroll, compensated benefits and other payroll benefits and taxes
16 Payable to Affiliates	Unpaid balances for services provided by UNM Hospitals, and UNMMG	Unpaid balances for services provided by University HSC	Unpaid balances for services provided by University HSC for purchased services, special arrangements, and indigent distribution	Unpaid balances for services provided by University HSC, UNMMG and UNMH
17 Bonds payable - current	Debt service payment that will be due within the next twelve months	Series 2004 Bonds payable in next year - FHA Insured Hospital Mortgage Revenue Bonds	N/A	Debt service payment that will be due within the next twelve months
18 Interest payable bonds	Interest Payable on outstanding debt	Interest Payable Series 2004 Bonds (FHA Insured Hospital Mortgage Revenue Bonds)	N/A	Interest Payable on Bonds
19 Estimated third party payor settlements	N/A	Medicare/Medicaid Settlements	N/A	Medicare/Medicaid Settlements
20 Bonds payable - non current	Outstanding balance due in the long-term for bond funding	Series Bonds Payable in the long-term (FHA Insured Hospital Mortgage Revenue Bonds)	N/A	Outstanding balance due in the long-term for FHA Insured Hospital Revenue Bonds



**UNIVERSITY OF NEW MEXICO HEALTH SCIENCES CENTER**  
**Glossary of Report Categories**

	University HSC	UNM Hospitals	UNMMG	SRMC
21 Other liabilities - non current	Estimated future cost associated with Other Post Retirement Benefits (OPEB) and self-funded health insurance plan	Estimated future cost associated with Other Post Employment Benefits (OPEB) and bond premiums	N/A	The balance of the mortgage payable
22 Sponsored Project and Other Deferred Revenue	Prepaid contract and grant revenue, tuition, and other prepaid student fees	N/A	N/A	N/A
<b>NET POSITION</b>				
23 Restricted - expendable grants, bequests and contributions	Restricted monies used in accordance with donor intent, contracts and bequests	Restricted monies used in accordance with donor intent, contracts and bequests	N/A	Restricted monies used in accordance with donor intent, contracts and bequests
24 Restricted - trust indenture and debt agreement	N/A	Restricted monies for Debt Service, Collateral, and Mortgage Reserve	N/A	Restricted monies for Mortgage reserve, Bond Debt Service
25 Committed and Dedicated agreements	Funds that have been committed for future expenditures. Dedicated funds have a clear focused purposed with for specific use.	N/A	Department, SOM Investment in UNMMG and Quality Fund Balances	N/A
26 Discretionary Reserve	Remaining fund balance after accounting for all restricted, committed and dedicated funds	Chief operating fund for all financial resources except those accounted for in another fund	Other operating reserves	Chief operating fund for all financial resources except those accounted for in another fund
27 Assets invested in Capital, net of related debt	Property, Plant and Equipment after adjustment for related bond debt	Property, Plant and Equipment after adjustment for related bond debt	Furniture and Equipment after adjustment for related bond debt	Property, Plant and Equipment after adjustment for related bond debt