

**Health Sciences Center
Metrics (Preliminary and Unaudited)**

Benchmark	Expected	FY 2011 3rd Quarter	FY 2012 3rd Quarter	FY 2013 3rd Quarter	FY 2014 3rd Quarter	FY 2015 3rd Quarter	Fiscal Year Trend	
Approximate Cash Flow/(Use) from Operations * <i>(Amounts are in thousands)</i>	HSC	↑	\$8,574	\$7,718	\$5,329	\$10,061	\$16,383	
	UNMMG	↑	\$17,435	\$2,632	(\$1,199)	\$5,594	\$5,659	
	UNMH	↑	\$29,007	\$22,009	\$12,533	(\$2,310)	\$61,572	
	SRMC	↑	NA	NA	(\$1,648)	\$1,032	\$7,934	
* Approximate Cash Flow/(Use) from Operations = Operating Net Margin plus Depreciation Expense								
Operating Net Margin <i>(Amounts are in thousands)</i>	HSC	↑	\$8,574	\$7,718	\$5,329	\$10,061	\$16,383	
	UNMMG	↑	\$17,064	\$2,209	(\$1,601)	\$5,286	\$5,355	
	UNMH	↑	\$2,882	(\$3,749)	(\$11,124)	(\$25,995)	\$36,454	
	SRMC	↑	NA	NA	(\$7,219)	(\$5,686)	\$761	

**Health Sciences Center
Metrics (Preliminary and Unaudited)**

Benchmark		Expected	FY 2011 3rd Quarter	FY 2012 3rd Quarter	FY 2013 3rd Quarter	FY 2014 3rd Quarter	FY 2015 3rd Quarter	Fiscal Year Trend
Net Income/(Use of Reserves) <i>(Amounts are in thousands)</i>	HSC	↑	\$1,150	(\$3,736)	(\$1,717)	(\$413)	\$5,435	
	UNMMG	↑	\$16,464	\$1,511	\$949	(\$3,198)	(\$609)	
	UNMH	↑	\$2,882	\$349	(\$3,695)	\$13,878	\$11,096	
	SRMC	↑	NA	NA	(\$7,219)	(\$5,686)	\$761	
Uncompensated Care <i>(Amounts are in thousands)</i>	UNMMG	↓	\$29,651	\$29,366	\$36,126	\$31,903	\$12,783	
	UNMH	↓	\$121,869	\$123,917	\$142,376	\$133,816	\$72,201	
	SRMC	↓	NA	NA	NA	\$9,911	\$3,027	
Uncompensated Care as a Percentage of Total Patient Care	UNM HEALTH SYSTEM	↓	FY 2011 22%	FY 2012 24%	FY 2013 23%	FY 2014 21%	FY 2015 3rd Quarter YTD 9%	

**Health Sciences Center
Metrics (Preliminary and Unaudited)**

Benchmark	Expected	FY 2011 3rd Quarter	FY 2012 3rd Quarter	FY 2013 3rd Quarter	FY 2014 3rd Quarter	FY 2015 3rd Quarter	Fiscal Year Trend	
Days Cash on Hand Days of Expense in Discretionary Reserves Year End Benchmark - 10 Days	HSC	↑	13.96	13.28	7.39	4.76	12.12	
ACMPE 30 Days *	UNMMG	↑	32.50	58.50	43.58	43.76	50.68	
UHC 75 Days **	UNMH	↑	66.20	58.62	46.34	61.52	66.51	
UHC 75 Days **	SRMC	↑	NA	NA	N/A	34.90	79.61	



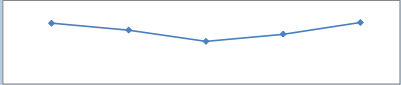

* American College of Medical Practice Executives
** University HealthSystem Consortium

Accounts Receivable Greater Than Ninety Days (Amounts are in thousands)	HSC	↓	\$1,160 20%	\$1,615 15%	\$248 2%	\$275 18%	\$108 5%	
	UNMMG	↓	\$3,479 13%	\$6,235 19%	\$4,466 15%	\$6,394 17%	\$11,554 26%	
	UNMH***	↓	\$60,776 26%	\$58,369 24%	\$51,080 23%	\$66,130 24%	\$81,419 27%	
	SRMC ****	↓	NA	NA	NA	\$852 13%	\$627 8%	

*** UNMH Account Receivable Greater Than Ninety Days excludes liens
**** SRMC Account Receivable Greater Than Ninety Days reflects Net Accounts Receivable - all other receivables are shown at Gross

**Health Sciences Center
Metrics (Preliminary and Unaudited)**

(Amounts are in thousands)

	Expected	FY 2011 3rd Quarter	FY 2012 3rd Quarter	FY 2013 3rd Quarter	FY 2014 3rd Quarter	FY 2015 3rd Quarter	Fiscal Year Trend
Proposals Submitted	↑	\$186,997	\$189,292	\$185,768	\$211,684	\$184,927	
Awards	↑	\$111,526	\$89,579	\$94,171	\$91,447	\$102,411	
Earned F&A	↑	\$17,506	\$16,770	\$15,568	\$16,338	\$17,574	
Contract & Grant Expense <i>(Includes Cost Share, Program Income and F&A Expense)</i>	↑	\$92,694	\$89,619	\$90,558	\$88,518	\$96,042	



UNIVERSITY OF NEW MEXICO HEALTH SCIENCES CENTER - University HSC Only*
2015 Fiscal Year-to-Date Summary through March 31, 2015 (Preliminary and Unaudited)
(In thousands)

* UNIVERSITY HSC ONLY INCLUDES: SOM, CON, COP, HSLIC, ADMIN, RESEARCH

	University HSC FY 2015 Revised Budget 3/31/2015	University HSC FY 2015 YTD 3/31/2015 Actual	University HSC FY 2014 Year End Actual	University HSC FY 2015 YTD Actual to FY 2015 Re-Forecasted Budget Benchmark Rate (75%)	University HSC FY 2015 YTD Actual to FY 2014 Year End Actual Benchmark Rate (75%)
1 UNM MEDICAL GROUP REVENUES	122,961	91,797	106,236	75%	86%
2 UNM HOSPITALS REVENUES	132,642	101,072	126,718	76%	80%
3 SRMC REVENUES	20,387	14,296	15,912	70%	90%
4 TUITION AND FEES	15,173	14,978	14,806	99%	101%
5 CIGARETTE TAX APPROPRIATIONS	3,949	2,867	3,932	73%	73%
6 RPSP APPROPRIATIONS	19,689	14,767	17,902	75%	82%
7 I&G APPROPRIATIONS	64,907	48,680	61,566	75%	79%
8 I&G MAIN CAMPUS TRANSFERS	19,900	15,002	18,518	75%	81%
9 F&A REVENUES (OH RETURN)	23,500	17,574	22,595	75%	78%
10 HSC/UNM INTERNAL TRANSFERS	(4,871)	(5,430)	(6,229)	111%	87%
11 MILL LEVY	0	0	0	N/A	N/A
12 OTHER REVENUES	35,538	23,365	24,550	66%	95%
13 CONTRACT AND GRANT REVENUES	134,174	102,493	132,502	76%	77%
TOTAL REVENUES	587,949	441,461	539,008	75%	82%
14 TOTAL COMPENSATION EXPENSES	370,279	274,253	337,729	74%	81%
15 SUPPLIES/MEDICAL SUPPLIES	14,032	8,417	11,916	60%	71%
16 UNIVERSITY CLINICIANS PROGRAM	0	0	0	N/A	N/A
17 HOUSESTAFF	0	0	0	N/A	N/A
18 TRAVEL	6,288	3,610	4,700	57%	77%
19 STUDENT COSTS	4,291	2,387	2,422	56%	99%
20 PATIENT CARE COSTS	1,330	956	1,431	72%	67%
21 TELEPHONE/COMMUNICATION COSTS	2,277	1,710	2,257	75%	76%
22 PURCHASED SERVICES	35,490	24,541	26,891	69%	91%
23 OTHER MEDICAL SERVICES	0	0	0	N/A	N/A
24 SUB AWARDS/SERVICE CONTRACTS	891	680	1,134	76%	60%
25 O&M & LEASES	11,967	5,148	7,461	43%	69%
26 UTILITIES	4,966	3,919	4,801	79%	82%
27 DEPRECIATION	0	0	0	N/A	N/A
28 INTEREST EXPENSE	2,284	1,625	2,169	71%	75%
29 OTHER EXPENSES	703	1,790	2,958	255%	61%
30 CONTRACT AND GRANT EXPENSES	125,554	96,042	124,136	76%	77%
TOTAL EXPENSES	580,352	425,078	530,005	73%	80%
OPERATING NET MARGIN	7,597	16,383	9,003		
NON-RECURRING ITEMS					
31 CAPITAL EXPENDITURES	2,865	916	2,030	32%	45%
32 MEANINGFUL USE REVENUE	0	0	0	N/A	N/A
33 RETURN ON INVESTMENT - TRIWEST	0	0	0	N/A	N/A
34 USE OF UNMMG RESERVES	0	0	0	N/A	N/A
35 RECRUITMENT/STARTUP/SCHOLARSHIPS	1,908	1,412	6,225	74%	23%
36 NON-RECURRING TRANSFERS	4,867	8,620	4,440	177%	194%
TOTAL NON-RECURRING ITEMS	9,640	10,948	12,695	114%	86%
NET INCOME/(USE OF RESERVES)	(2,043)	5,435	(3,692)		



UNIVERSITY OF NEW MEXICO HEALTH SCIENCES CENTER - UNM Hospitals Only
2015 Fiscal Year-to-Date Summary through March 31, 2015 (Preliminary and Unaudited)
(In thousands)

Clinical Operations

	UNM Hospitals FY 2015 Revised Budget 3/31/2015	UNM Hospitals FY 2015 YTD 3/31/2015 Actual	UNM Hospitals FY 2014 Year End Actual	UNM Hospitals FY 2015 YTD Actual to FY 2015 Re-Forecasted Budget Benchmark Rate (75%)	UNM Hospitals FY 2015 YTD Actual to FY 2014 Year End Actual Benchmark Rate (75%)
1 UNM MEDICAL GROUP REVENUES	0	0	0	N/A	N/A
2 UNM HOSPITALS REVENUES	836,613	629,369	709,438	75%	89%
3 SRMC REVENUES	0	0	0	N/A	N/A
4 TUITION AND FEES	0	0	0	N/A	N/A
5 CIGARETTE TAX APPROPRIATIONS	0	0	0	N/A	N/A
6 RPSP APPROPRIATIONS	13,117	9,838	12,520	75%	79%
7 I&G APPROPRIATIONS	0	0	0	N/A	N/A
8 I&G MAIN CAMPUS TRANSFERS	0	0	0	N/A	N/A
9 F&A REVENUES (OH RETURN)	0	0	0	N/A	N/A
10 HSC/UNM INTERNAL TRANSFERS	0	0	0	N/A	N/A
11 MILL LEVY	92,780	69,585	92,020	75%	76%
12 OTHER REVENUES	27,313	21,026	23,062	77%	91%
13 CONTRACT AND GRANT REVENUES	3,083	2,288	3,569	74%	64%
TOTAL REVENUES	972,906	732,106	840,609	75%	87%
14 TOTAL COMPENSATION EXPENSES	457,179	332,575	408,780	73%	81%
15 SUPPLIES/MEDICAL SUPPLIES	151,215	110,807	141,923	73%	78%
16 UNIVERSITY CLINICIANS PROGRAM	69,553	55,362	59,387	80%	93%
17 HOUSESTAFF	28,084	21,451	25,934	76%	83%
18 TRAVEL	636	479	691	75%	69%
19 STUDENT COSTS	0	0	0	N/A	N/A
20 PATIENT CARE COSTS	42,691	27,035	46,357	63%	58%
21 TELEPHONE/COMMUNICATION COSTS	3,847	2,886	3,598	75%	80%
22 PURCHASED SERVICES	47,970	38,691	33,106	81%	117%
23 OTHER MEDICAL SERVICES	33,904	26,439	27,692	78%	95%
24 SUB AWARDS/SERVICE CONTRACTS	9,772	7,379	9,322	76%	79%
25 O&M & LEASES	18,572	13,059	16,498	70%	79%
26 UTILITIES	6,738	5,045	6,316	75%	80%
27 DEPRECIATION	33,069	25,118	31,831	76%	79%
28 INTEREST EXPENSE	7,375	5,524	7,567	75%	73%
29 OTHER EXPENSES	30,081	23,802	26,478	79%	90%
30 CONTRACT AND GRANT EXPENSES	0	0	0	N/A	N/A
TOTAL EXPENSES	940,686	695,652	845,480	74%	82%
OPERATING NET MARGIN	32,220	36,454	(4,871)		
NON-RECURRING ITEMS					
31 CAPITAL EXPENDITURES	37,360	34,380	26,000	92%	132%
32 MEANINGFUL USE REVENUE	0	0	0	N/A	N/A
33 RETURN ON INVESTMENT - TRIWEST	(12,030)	(9,022)	(39,873)	75%	23%
34 USE OF UNMMG RESERVES	0	0	0	N/A	N/A
35 RECRUITMENT/STARTUP/SCHOLARSHIPS	0	0	0	N/A	N/A
36 NON-RECURRING TRANSFERS	0	0	0	N/A	N/A
TOTAL NON-RECURRING ITEMS	25,330	25,358	(13,873)	100%	-183%
NET INCOME/(USE OF RESERVES)	6,890	11,096	9,002		



UNIVERSITY OF NEW MEXICO HEALTH SCIENCES CENTER - UNMMG Only
2015 Fiscal Year-to-Date Summary through March 31, 2015 (Preliminary and Unaudited)
(In thousands)

Clinical Operations

	UNMMG FY 2015 Revised Budget 3/31/2015	UNMMG FY 2015 YTD 3/31/2015 Actual	UNMMG FY 2014 Year End Actual	UNMMG FY 2015 YTD Actual to FY 2015 Re-Forecasted Budget Benchmark Rate (75%)	UNMMG FY 2015 YTD Actual to FY 2014 Year End Actual Benchmark Rate (75%)
1 UNM MEDICAL GROUP REVENUES	184,416	138,147	162,835	75%	85%
2 UNM HOSPITALS REVENUES	0	0	0	N/A	N/A
3 SRMC REVENUES	0	0	0	N/A	N/A
4 TUITION AND FEES	0	0	0	N/A	N/A
5 CIGARETTE TAX APPROPRIATIONS	0	0	0	N/A	N/A
6 RPSP APPROPRIATIONS	813	610	815	75%	75%
7 I&G APPROPRIATIONS	0	0	0	N/A	N/A
8 I&G MAIN CAMPUS TRANSFERS	0	0	0	N/A	N/A
9 F&A REVENUES (OH RETURN)	0	0	0	N/A	N/A
10 HSC/UNM INTERNAL TRANSFERS	0	0	0	N/A	N/A
11 MILL LEVY	0	0	0	N/A	N/A
12 OTHER REVENUES	8,301	9,234	3,546	111%	260%
13 CONTRACT AND GRANT REVENUES	0	0	0	N/A	N/A
TOTAL REVENUES	193,530	147,991	167,196	76%	89%
14 TOTAL COMPENSATION EXPENSES	17,817	12,999	15,533	73%	84%
15 SUPPLIES/MEDICAL SUPPLIES	0	0	0	N/A	N/A
16 UNIVERSITY CLINICIANS PROGRAM	0	0	0	N/A	N/A
17 HOUSESTAFF	0	0	0	N/A	N/A
18 TRAVEL	0	0	0	N/A	N/A
19 STUDENT COSTS	0	0	0	N/A	N/A
20 PATIENT CARE COSTS	23,360	18,190	19,065	78%	95%
21 TELEPHONE/COMMUNICATION COSTS	0	0	0	N/A	N/A
22 PURCHASED SERVICES	139,595	105,905	115,568	76%	92%
23 OTHER MEDICAL SERVICES	0	0	0	N/A	N/A
24 SUB AWARDS/SERVICE CONTRACTS	0	0	0	N/A	N/A
25 O&M & LEASES	1,354	366	429	27%	85%
26 UTILITIES	0	0	0	N/A	N/A
27 DEPRECIATION	681	304	393	45%	77%
28 INTEREST EXPENSE	0	0	0	N/A	N/A
29 OTHER EXPENSES	6,104	4,872	5,614	80%	87%
30 CONTRACT AND GRANT EXPENSES	0	0	0	N/A	N/A
TOTAL EXPENSES	188,911	142,636	156,602	76%	91%
OPERATING NET MARGIN	4,619	5,355	10,594		
NON-RECURRING ITEMS					
31 CAPITAL EXPENDITURES	0	0	0	N/A	N/A
32 MEANINGFUL USE REVENUE	0	55	(120)	N/A	-46%
33 RETURN ON INVESTMENT - TRIWEST	0	0	0	N/A	N/A
34 USE OF UNMMG RESERVES	6,903	5,909	11,455	86%	52%
35 RECRUITMENT/STARTUP/SCHOLARSHIPS	0	0	0	N/A	N/A
36 NON-RECURRING TRANSFERS	0	0	0	N/A	N/A
TOTAL NON-RECURRING ITEMS	6,903	5,964	11,335	86%	53%
NET INCOME/(USE OF RESERVES)	(2,284)	(609)	(741)		



UNIVERSITY OF NEW MEXICO HEALTH SCIENCES CENTER - SRMC Only
2015 Fiscal Year-to-Date Summary through March 31, 2015 (Preliminary and Unaudited)
(In thousands)

Clinical Operations

	SRMC FY 2015 Revised Budget 3/31/2015	SRMC FY 2015 YTD 3/31/2015 Actual	SRMC FY 2014 Year End Actual	SRMC FY 2015 YTD Actual to FY 2015 Re-Forecasted Budget Benchmark Rate (75%)	SRMC FY 2015 YTD Actual to FY 2014 Year End Actual Benchmark Rate (75%)
1 UNM MEDICAL GROUP REVENUES	0	0	0	N/A	N/A
2 UNM HOSPITALS REVENUES	0	0	0	N/A	N/A
3 SRMC REVENUES	71,912	53,108	53,651	74%	99%
4 TUITION AND FEES	0	0	0	N/A	N/A
5 CIGARETTE TAX APPROPRIATIONS	0	0	0	N/A	N/A
6 RPSP APPROPRIATIONS	0	0	0	N/A	N/A
7 I&G APPROPRIATIONS	0	0	0	N/A	N/A
8 I&G MAIN CAMPUS TRANSFERS	0	0	0	N/A	N/A
9 F&A REVENUES (OH RETURN)	0	0	0	N/A	N/A
10 HSC/UNM INTERNAL TRANSFERS	0	0	0	N/A	N/A
11 MILL LEVY	5,997	4,194	7,983	70%	53%
12 OTHER REVENUES	502	353	441	70%	80%
13 CONTRACT AND GRANT REVENUES	0	59	0	N/A	N/A
TOTAL REVENUES	78,411	57,714	62,075	74%	93%
14 TOTAL COMPENSATION EXPENSES	33,972	25,138	25,732	74%	98%
15 SUPPLIES/MEDICAL SUPPLIES	15,319	11,209	12,044	73%	93%
16 UNIVERSITY CLINICIANS PROGRAM	310	188	0	61%	N/A
17 HOUSESTAFF	262	194	117	74%	166%
18 TRAVEL	17	19	20	112%	95%
19 STUDENT COSTS	0	0	0	N/A	N/A
20 PATIENT CARE COSTS	4,229	2,960	4,346	70%	68%
21 TELEPHONE/COMMUNICATION COSTS	90	67	85	74%	79%
22 PURCHASED SERVICES	2,885	2,151	3,902	75%	55%
23 OTHER MEDICAL SERVICES	870	606	369	70%	164%
24 SUB AWARDS/SERVICE CONTRACTS	1,536	1,066	1,377	69%	77%
25 O&M & LEASES	989	693	621	70%	112%
26 UTILITIES	830	619	785	75%	79%
27 DEPRECIATION	9,571	7,173	9,112	75%	79%
28 INTEREST EXPENSE	4,009	3,016	4,090	75%	74%
29 OTHER EXPENSES	2,640	1,854	2,040	70%	91%
30 CONTRACT AND GRANT EXPENSES	0	0	0	N/A	N/A
TOTAL EXPENSES	77,529	56,953	64,640	73%	88%
OPERATING NET MARGIN	882	761	(2,565)		
NON-RECURRING ITEMS					
31 CAPITAL EXPENDITURES	0	0	0	N/A	N/A
32 MEANINGFUL USE REVENUE	0	0	0	N/A	N/A
33 RETURN ON INVESTMENT - TRIWEST	0	0	0	N/A	N/A
34 USE OF UNMMG RESERVES	0	0	0	N/A	N/A
35 RECRUITMENT/STARTUP/SCHOLARSHIPS	0	0	0	N/A	N/A
36 NON-RECURRING TRANSFERS	0	0	0	N/A	N/A
TOTAL NON-RECURRING ITEMS	0	0	0	N/A	N/A
NET INCOME/(USE OF RESERVES)	882	761	(2,565)		



UNIVERSITY OF NEW MEXICO HEALTH SCIENCES CENTER - Consolidated HSC
2015 Fiscal Year-to-Date Summary through March 31, 2015 (Preliminary and Unaudited)
(In thousands)

Clinical and Academic Operations

	Consolidated HSC FY 2015 Revised Budget 3/31/2015	Consolidated HSC FY 2015 YTD 3/31/2015 Actual	Consolidated HSC FY 2014 Year End Actual	Consolidated HSC FY 2015 YTD Actual to FY 2015 Re-Forecasted Budget Benchmark Rate (75%)	Consolidated HSC FY 2015 YTD Actual to FY 2014 Year End Actual Benchmark Rate (75%)
1 UNM MEDICAL GROUP REVENUES	307,377	229,944	269,071	75%	85%
2 UNM HOSPITALS REVENUES	969,255	730,441	836,156	75%	87%
3 SRMC REVENUES	92,299	67,404	69,563	73%	97%
4 TUITION AND FEES	15,173	14,978	14,806	99%	101%
5 CIGARETTE TAX APPROPRIATIONS	3,949	2,867	3,932	73%	73%
6 RPSP APPROPRIATIONS	33,619	25,215	31,237	75%	81%
7 I&G APPROPRIATIONS	64,907	48,680	61,566	75%	79%
8 I&G MAIN CAMPUS TRANSFERS	19,900	15,002	18,518	75%	81%
9 F&A REVENUES (OH RETURN)	23,500	17,574	22,595	75%	78%
10 HSC/UNM INTERNAL TRANSFERS	(4,871)	(5,430)	(6,229)	111%	87%
11 MILL LEVY	98,777	73,779	100,003	75%	74%
12 OTHER REVENUES	71,654	53,978	51,599	75%	105%
13 CONTRACT AND GRANT REVENUES	137,257	104,840	136,071	76%	77%
TOTAL REVENUES	1,832,796	1,379,272	1,608,888	75%	86%
14 TOTAL COMPENSATION EXPENSES	879,247	644,965	787,774	73%	82%
15 SUPPLIES/MEDICAL SUPPLIES	180,566	130,433	165,883	72%	79%
16 UNIVERSITY CLINICIANS PROGRAM	69,863	55,550	59,387	80%	94%
17 HOUSESTAFF	28,346	21,645	26,051	76%	83%
18 TRAVEL	6,941	4,108	5,411	59%	76%
19 STUDENT COSTS	4,291	2,387	2,422	56%	99%
20 PATIENT CARE COSTS	71,610	49,141	71,199	69%	69%
21 TELEPHONE/COMMUNICATION COSTS	6,214	4,663	5,940	75%	79%
22 PURCHASED SERVICES	225,940	171,288	179,467	76%	95%
23 OTHER MEDICAL SERVICES	34,774	27,045	28,061	78%	96%
24 SUB AWARDS/SERVICE CONTRACTS	12,199	9,125	11,833	75%	77%
25 O&M & LEASES	32,882	19,266	25,009	59%	77%
26 UTILITIES	12,534	9,583	11,902	76%	81%
27 DEPRECIATION	43,321	32,595	41,336	75%	79%
28 INTEREST EXPENSE	13,668	10,165	13,826	74%	74%
29 OTHER EXPENSES	39,528	32,318	37,090	82%	87%
30 CONTRACT AND GRANT EXPENSES	125,554	96,042	124,136	76%	77%
TOTAL EXPENSES	1,787,478	1,320,319	1,596,727	74%	83%
OPERATING NET MARGIN	45,318	58,953	12,161		
NON-RECURRING ITEMS					
31 CAPITAL EXPENDITURES	40,225	35,296	28,030	88%	126%
32 MEANINGFUL USE REVENUE	0	55	(120)	N/A	-46%
33 RETURN ON INVESTMENT - TRIWEST	(12,030)	(9,022)	(39,873)	75%	23%
34 USE OF UNMMG RESERVES	6,903	5,909	11,455	86%	52%
35 RECRUITMENT/STARTUP/SCHOLARSHIPS	1,908	1,412	6,225	74%	23%
36 NON-RECURRING TRANSFERS	4,867	8,620	4,440	177%	194%
TOTAL NON-RECURRING ITEMS	41,873	42,270	10,157	101%	416%
NET INCOME/(USE OF RESERVES)	3,445	16,683	2,004		

GLOSSARY OF REPORT CATEGORIES

FINANCIAL STATEMENT CATEGORY		UNM	UNMMG	UNM Hospitals	SRMC
1	UNM MEDICAL GROUP REVENUES	Clinical revenue primarily based on Physician or Provider efforts and collection through UNMMG	Net patient services revenue including SCI & UPL from UNMMG Clinical operations	N/A	N/A
2	UNM HOSPITALS REVENUES	Revenue from University Hospital to the School of Medicine	N/A	Hospital facility revenue based on patient billings by UNMH	N/A
3	SRMC REVENUES	Revenue from SRMC to the School of Medicine	N/A	N/A	Hospital facility revenue based on patient billings by SRMC
4	TUITION AND FEES	Tuition & Fees, including tuition differentials	N/A	N/A	N/A
5	CIGARETTE TAX APPROPRIATIONS	Revenues received from the State as a calculated portion of Tax Revenue on the sale of tobacco products for use in Cancer Research	N/A	N/A	N/A
6	RPSP APPROPRIATIONS	Revenue received for current operations made available to UNM by act of NM State Legislature on an annual basis for Research, Public Service and Independent Operations	N/A	Revenue received for current operations made available to UNMH by act of NM State Legislature on an annual basis for Research, Public Service and Independent Operations	N/A
7	I&G APPROPRIATIONS	Revenue received for current operations made available to UNM by act of NM State Legislature on an annual basis for I&G operations	N/A	N/A	N/A
8	I&G MAIN CAMPUS TRANSFERS	Partial transfer of tuition and formula workload generated by Nursing, Pharmacy and SOM	N/A	N/A	N/A
9	F & A REVENUES (OH RETURN)	Revenue from recovery of indirect costs (F&A) incurred by a Contract or Grant also known as overhead return	N/A	N/A	N/A
10	HSC/UNM INTERNAL TRANSFERS	All transfers to/from HSC Unrestricted Funds excluding the I&G Main Campus Transfer and Transfers for Debt Service	N/A	N/A	N/A
11	MILL LEVY	N/A	N/A	Mil levy taxes collected on behalf of the Bernalillo County Treasurer and remitted to UNMH as required by the Hospital Funding Act.	Mil levy taxes collected on behalf of the Sandoval County Treasurer and remitted to SRMC as required by the Hospital Funding Act.
12	OTHER REVENUES	All other Revenues - not contained in any other category - Sales & Services (not Internal Service Center P18 sales), Gains on Sponsored Projects, Gifts, Endowment Spending Distributions, Investment Income, etc.	Other operating revenues	All other revenues not contained in any other category: Investment income, equity loss in Tricare, donated revenue, gain/loss on sale of assets, food, nutrition, catering & vending revenue, medical records revenue, rent revenue, all other non-operating revenue	All other revenues not contained in any other category: Investment income, donated revenue, gain/loss on sale of assets, food, nutrition, catering & vending revenue, medical records revenue, rent revenue, all other non-operating revenue
13	CONTRACT AND GRANT REVENUES	All Restricted Funds Revenue and Unrestricted Contract Revenue for example VA contracts	N/A	Revenue associated with restricted and unrestricted contracts and grants	N/A
14	TOTAL COMPENSATION EXPENSES	Salary, wages & benefits	Salaries and benefits considered to be operating and certain clinical expenses of UNMMG	Salary, wages & benefits	Salary, wages & benefits

GLOSSARY OF REPORT CATEGORIES

FINANCIAL STATEMENT CATEGORY		UNM	UNMMG	UNM Hospitals	SRMC
15	SUPPLIES/MEDICAL SUPPLIES	Office supplies, computer supplies, dues & memberships, postage charges, recruitment expenses, non capital equipment, computers, food, lab supplies, uniforms, training materials, etc.	N/A	Medical supplies for: lab, radiology, blood, pharmaceuticals, biologics, implantable devices, office supplies, computer supplies, photocopy expense, forms, linen, food, uniforms, and training materials.	Medical supplies for: lab, radiology, blood, pharmaceuticals, biologics, implantable devices, office supplies, computer supplies, photocopy expense, forms, linen, food, uniforms, and training materials.
16	UNIVERSITY CLINICIANS PROGRAM	N/A	N/A	Special clinician program to support SOM	Special clinician program to support SOM
17	HOUSESTAFF	N/A	N/A	Reimbursement of patient care services provided by residents who are employed by SOM.	Reimbursement of patient care services provided by SOM through UNMMG.
18	TRAVEL	Travel - in state, out of state, foreign, business meals, rental vehicles, new employee moving expenses, vehicle fuel etc.	N/A	Travel - in state, out of state, business meals, rental vehicles, flights, ground transportation, vehicle fuel etc.	Travel - in state, out of state, business meals, rental vehicles, flights, ground transportation, vehicle fuel etc.
19	STUDENT COSTS	Student tuition/fee expense, student travel, scholarships/fellowships, housing, insurance for students, student awards, etc.	N/A	N/A	N/A
20	PATIENT CARE COSTS	Patient Care costs for inpatient, outpatient care & lab, pharmacy and x-ray services for patients	Patient Care costs for inpatient, outpatient care & lab, pharmacy and x-ray services for patients	Patient Care costs for inpatient, outpatient care including Tricore laboratory expense, OR instruments, NM Insurance pool premiums, kidney acquisition, step down care (snf) for IV dependent patients, radiation oncology and patient assistance	Patient Care costs for inpatient, outpatient care including Tricore laboratory expense, OR instruments, NM Insurance pool premiums, kidney acquisition, step down care (snf) for IV dependent patients, radiation oncology and patient assistance
21	TELEPHONE/COMMUNICATION COSTS	Telephone, voicemail, cellular, long distance, paging and data networking charges	N/A	Telephone, voicemail, cellular, long distance, paging and data networking charges	Telephone, voicemail, cellular, long distance, paging and data networking charges
22	PURCHASED SERVICES	Alarm fees, internet fees, architectural services, auditing services, printing/copying/binding fees, conference/event fees, honoraria, insurance charges (general liability, professional liability), legal services, electronic journals & books, consultant fees, etc.	Includes payment to UNM SOM for physician and other provider services	Recruitment, professional, legal, auditing, consulting fees, promotional/graphics, IT Hosting Center, Siemens and PACS, safety and risk services, equifax, laundry, malpractice and liability insurance, etc.	Recruitment, professional, legal, auditing, consulting fees, promotional/graphics, IT Hosting Center, Siemens and PACS, safety and risk services, equifax, laundry, malpractice and liability insurance, etc.
23	OTHER MEDICAL SERVICES	N/A	N/A	Pathology contract, physician services, Executive Medical Directors, Medical Directors, dialysis services for UNM Care patients, OMI MOU, Adult Infusion net	Physician services
24	SUB AWARDS/SERVICE CONTRACTS	Unrestricted Sub Awards, Gain/Loss on Unrestricted Projects	N/A	All service contracts	All service contracts
25	O&M & LEASES	Plant maintenance and repairs, equipment repairs and maintenance, property insurance, auto insurance, facility rent expense	Building maintenance and repairs, equipment repairs and maintenance, repair parts, equipment rent, property insurance, auto insurance, facility rent expense, and housekeeping supplies	Building maintenance and repairs, equipment repairs and maintenance, repair parts, equipment rent, property insurance, auto insurance, facility rent expense, and housekeeping supplies	Building maintenance and repairs, equipment repairs and maintenance, repair parts, equipment rent, property insurance, auto insurance, facility rent expense, and housekeeping supplies
26	UTILITIES	Natural gas, electricity, steam, sewer, water, chilled water	N/A	Natural gas, electricity, steam, sewer, water, chilled water	Natural gas, electricity, steam, sewer, water, chilled water

GLOSSARY OF REPORT CATEGORIES

FINANCIAL STATEMENT CATEGORY		UNM	UNMMG	UNM Hospitals	SRMC
27	DEPRECIATION	N/A	The annual amortization for the furniture and equipment.	The annual amortization for the capital outlay associated with building, building improvement, fixed and moveable equipment which is based on the estimated useful lives of the assets as determined by the AHA "Estimated useful lives of Depreciable Hospital Assets".	The annual amortization for the capital outlay associated with building, building improvement, fixed and moveable equipment which is based on the estimated useful lives of the assets as determined by the AHA "Estimated useful lives of Depreciable Hospital Assets".
28	INTEREST EXPENSE	Transfers to cover debt service	N/A	Interest expense associated with the series 2004 FHA Insured Hospital Mortgage Revenue Bonds.	SRMC receives subsidy payments related to interest payments under the federal Build America Bond program. Under the program SRMC applies for subsidy funds commensurate with each bond payment, so the application for the subsidy is made semiannually. Also includes interest expense on the Series A & B Bonds.
29	OTHER EXPENSES	Banking fees, cost of goods sold, research costs, royalties, bad debt expense, other operating costs, Banner tax, etc.	Billings & collections expenses and other operating expenses of UNMMG	Programming, application, software and maintenance expenses, non capital equipment (less than \$5k), signs, dues & memberships, freight, postage, subscriptions, licenses/permits, Gap Tax, Intergovernmental Transfers for the SCI and IME, bond issuance costs, capital initiatives and other non-operating expenses.	Programming, application, software and maintenance expenses, non capital equipment (less than \$5k), signs, dues & memberships, freight, postage, subscriptions, licenses/permits, Gap Tax, Intergovernmental Transfers for the SCI and IME, bond issuance costs, capital initiatives and other non-operating expenses.
30	CONTRACT AND GRANT EXPENSES	All Restricted Funds Expense and Unrestricted Contract Expense for example VA contracts	N/A	N/A	N/A
31	CAPITAL EXPENDITURES	Equipment/furniture >\$5,000, Computer hardware, library acquisitions, etc.	N/A	This is capital initiatives in the case of UNM Hospitals.	N/A
32	MEANINGFUL USE REVENUE	N/A	Medicare and Medicaid programs provide incentive payments for hospital and physicians that make meaningful use of certified electronic health record technology.	Medicare and Medicaid programs provide incentive payments for hospital and physicians that make meaningful use of certified electronic health record technology.	N/A
33	RETURN ON INVESTMENT - TRIWEST	NA	NA	Dividend payments from investment in TriWest	NA
34	USE OF UNMMG RESERVES	N/A	To fund and support the mission of the Health Sciences Center.	N/A	N/A
35	RECRUITMENT/STARTUP/SCHOLARSHIPS	Chair and Startup Packages, Dean's Scholars/Professorships, and Recruitment Costs	N/A	N/A	N/A
36	NON-RECURRING TRANSFERS	Transfers from current unrestricted funds to plant funds or any other non-recurring transfers	N/A	N/A	N/A



UNIVERSITY OF NEW MEXICO HEALTH SCIENCES CENTER
Balance Sheet for the Health Sciences Center
2015 Fiscal Year as of March 31, 2015 (Preliminary and Unaudited)
(In thousands)

	University HSC	UNM Hospitals	UNMMG	SRMC
ASSETS				
1 Cash and cash equivalents	10,752	161,213	23,203	13,320
2 Marketable securities	16,127	34,522	-	-
Receivables:				
3 Patient, net	1,087	102,810	28,905	8,427
4 Receivable from Affiliates	84,591	4,448	5,493	253
5 Estimated third party payor settlements	-	32,035	-	775
6 County Treasurer	-	14,211	-	550
7 Contracts, Grants and Other	8,691	13,381	-	496
8 Other	3,132	16,044	653	3,348
Total Current Assets	124,380	378,664	58,254	27,169
Assets whose use is limited:				
9 Held by trustee for debt service & other	-	40,065	-	8,447
10 By UNM Hospital Board of Trustees	-	21,182	-	-
11 Board and Other Designated Assets	157,717	-	19,345	-
12 Endowments	108,722	-	-	-
13 Capital Assets, net of depreciation	260,889	240,271	2,840	124,054
TOTAL ASSETS	651,708	680,182	80,439	159,670
LIABILITIES				
14 Accounts Payable	8,070	55,184	5,356	4,419
15 Other accrued liabilities	40,860	48,341	-	3,143
16 Payable to Affiliates	1,352	63,177	29,439	817
17 Bonds payable - current	942	5,630	-	1,670
18 Interest payable bonds	415	1,887	-	1,496
19 Estimated third party payor settlements	-	24,809	-	700
20 Bonds payable - non current	17,200	148,295	-	130,210
21 Other liabilities - non current	23,654	7,683	-	-
22 Sponsored Project and Other Deferred Revenue	10,721	-	-	-
TOTAL LIABILITIES	103,214	355,006	34,795	142,455
NET POSITION				
23 Restricted - expendable grants, bequests and contributions	110,217	15,208	-	61
24 Restricted - trust indenture and debt agreement	-	26,220	19,345	8,446
25 Committed and Dedicated agreements	176,729	-	-	-
26 Discretionary Reserve	18,801	184,277	23,459	8,708
27 Assets invested in Capital, net of related debt	242,747	99,471	2,840	-
TOTAL NET POSITION	548,494	325,176	45,644	17,215
Current Ratio	2.41	1.90	1.67	3.24
Days Cash on Hand	N/A	66.51	50.68	79.61



UNIVERSITY OF NEW MEXICO HEALTH SCIENCES CENTER
Glossary of Report Categories

	University HSC	UNM Hospitals	UNMMG	SRMC
--	----------------	---------------	-------	------

ASSETS

1	Cash and cash equivalents	Funds on deposit with Financial Institution with UNM	Funds on deposit with Financial Institution	Funds on deposit with Financial Institution	Funds on deposit with Financial Institution, plus the remaining balance of the \$46m
2	Marketable securities	Funds invested in securities in accordance with UNM Investment policy	Funds invested in US Treasury	N/A	N/A
3	Patient, net	Pediatric/Newborn Transport Services, net of estimated contractual allowances and estimated bad debt	Patient Receivable after adjustments for discounts and allowances	Patient Receivable for care provided by UNM SOM facility and other practitioners, net of estimated contractual allowances and estimated bad debt	Patient Receivable for facility costs, net of estimated contractual allowances and estimated bad debt
4	Receivable from Affiliates	Related Party Receivables for goods or services provided to UNM Hospitals, UNMMG and SRMC	Related Party Receivable from University HSC and SRMC	Related Party Receivable for negative arbitrage for SRMC	Related Party Receivable from UNMMG and UNMH
5	Estimated third party payor settlements	N/A	Accounts Receivable for IME/GME /DSH	N/A	
6	County Treasurer	N/A	Bernalillo County Mil Levy Receivable	N/A	Sandoval County Mil Levy Receivable
7	Contracts, Grants and Other	Sponsored project receivables and other services invoiced by UNM such as OMI, Resident Physician contracts, etc.	Accounts Receivable from Contracts/UNM MG/Special Billing/Investments	N/A	Other receivable balances. As of year end, a receivable was recorded for the insurance proceeds associated with the damage in the OR due to the flood
8	Other	Prepaid contractual obligations, such as library subscription services and maintenance contacts	Prepaid Expense and Inventory	Pharmacy Inventory	Prepaid Expense and Inventory
9	Held by trustee for debt service & other	N/A	Debt/Mortgage reserve funds to include collateral and intangible assets	N/A	Funds held in Trustee Accounts, Mortgage reserve funds, bond debt service accounts
10	By UNM Hospital Clinical Operations Board	N/A	Investment in TriWest/Tricore Reference Laboratory	N/A	N/A



UNIVERSITY OF NEW MEXICO HEALTH SCIENCES CENTER
Glossary of Report Categories

	University HSC	UNM Hospitals	UNMMG	SRMC
--	----------------	---------------	-------	------

11 Board and Other Designated Assets	Funds dedicated to UNM Hospitals Capital Initiatives and unexpended plant funds	N/A	Department, SOM Investment in UNMMG and Quality Reserves	The original bond proceeds were used to purchase GNMA's which collateralize the mortgage with Prudential
12 Endowments	Balance of endowed corpus funds generating revenue according to donor intent	N/A	N/A	N/A
13 Capital Assets, net of depreciation	Property, Plant and Equipment	Land, Property, Plant and Equipment	Furniture and Equipment	Land, Property, Plant and Equipment

LIABILITIES

14 Accounts Payable	Unpaid balances owed to vendors for goods and services; amounts owed to employees for expense reimbursements	Amount owed to creditors	Unpaid balances owed to vendors for goods and services; accrued payroll and other payroll benefits and taxes	Unpaid balances owed to vendors for goods and services
15 Other accrued liabilities	Payroll withholding liabilities and estimated value of compensated absences	Accrued liabilities to include payroll, compensated benefit, and Incurred but not Recognized (IBNR) State Coverage Insurance	N/A	Accrued liabilities to include payroll, compensated benefits and other payroll benefits and taxes
16 Payable to Affiliates	Unpaid balances for services provided by UNM Hospitals, and UNMMG	Unpaid balances for services provided by University HSC	Unpaid balances for services provided by University HSC for purchased services, special arrangements, and indigent distribution	Unpaid balances for services provided by University HSC, UNMMG and UNMH
17 Bonds payable - current	Debt service payment that will be due within the next twelve months	Series 2004 Bonds payable in next year - FHA Insured Hospital Mortgage Revenue Bonds	N/A	Debt service payment that will be due within the next twelve months
18 Interest payable bonds	Interest Payable on outstanding debt	Interest Payable Series 2004 Bonds (FHA Insured Hospital Mortgage Revenue Bonds)	N/A	Interest Payable on Bonds
19 Estimated third party payor settlements	N/A	Medicare/Medicaid Settlements	N/A	Medicare/Medicaid Settlements
20 Bonds payable - non current	Outstanding balance due in the long-term for bond funding	Series Bonds Payable in the long-term (FHA Insured Hospital Mortgage Revenue Bonds)	N/A	Outstanding balance due in the long-term for FHA Insured Hospital Revenue Bonds



UNIVERSITY OF NEW MEXICO HEALTH SCIENCES CENTER
Glossary of Report Categories

	University HSC	UNM Hospitals	UNMMG	SRMC
21 Other liabilities - non current	Estimated future cost associated with Other Post Retirement Benefits (OPEB) and self-funded health insurance plan	Estimated future cost associated with Other Post Employment Benefits (OPEB) and bond premiums	N/A	The balance of the mortgage payable
22 Sponsored Project and Other Deferred Revenue	Prepaid contract and grant revenue, tuition, and other prepaid student fees	N/A	N/A	N/A
NET POSITION				
23 Restricted - expendable grants, bequests and contributions	Restricted monies used in accordance with donor intent, contracts and bequests	Restricted monies used in accordance with donor intent, contracts and bequests	N/A	Restricted monies used in accordance with donor intent, contracts and bequests
24 Restricted - trust indenture and debt agreement	N/A	Restricted monies for Debt Service, Collateral, and Mortgage Reserve	N/A	Restricted monies for Mortgage reserve, Bond Debt Service
25 Committed and Dedicated agreements	Funds that have been committed for future expenditures. Dedicated funds have a clear focused purposed with for specific use.	N/A	Department, SOM Investment in UNMMG and Quality Fund Balances	N/A
26 Discretionary Reserve	Remaining fund balance after accounting for all restricted, committed and dedicated funds	Chief operating fund for all financial resources except those accounted for in another fund	Other operating reserves	Chief operating fund for all financial resources except those accounted for in another fund
27 Assets invested in Capital, net of related debt	Property, Plant and Equipment after adjustment for related bond debt	Property, Plant and Equipment after adjustment for related bond debt	Furniture and Equipment after adjustment for related bond debt	Property, Plant and Equipment after adjustment for related bond debt