

**Health Sciences Center
Metrics (Preliminary and Unaudited)**

Benchmark	Expected	FY 2011 3rd Quarter	FY 2012 3rd Quarter	FY 2013 3rd Quarter	FY 2014 3rd Quarter	FY 2015 3rd Quarter	Fiscal Year Trend	FY 2015 April 30th YTD	
Approximate Cash Flow/(Use) from Operations * <i>(Amounts are in thousands)</i>	HSC	↑	\$8,574	\$7,718	\$5,329	\$10,061	\$16,383		\$18,025
	UNMMG	↑	\$17,435	\$2,632	(\$1,199)	\$5,594	\$5,659		\$7,491
	UNMH	↑	\$29,007	\$22,009	\$12,533	(\$2,310)	\$61,572		\$86,661
	SRMC	↑	NA	NA	(\$1,648)	\$1,032	\$7,934		\$9,205
* Approximate Cash Flow/(Use) from Operations = Operating Net Margin plus Depreciation Expense									
Operating Net Margin <i>(Amounts are in thousands)</i>	HSC	↑	\$8,574	\$7,718	\$5,329	\$10,061	\$16,383		\$18,025
	UNMMG	↑	\$17,064	\$2,209	(\$1,601)	\$5,286	\$5,355		\$7,152
	UNMH	↑	\$2,882	(\$3,749)	(\$11,124)	(\$25,995)	\$36,454		\$58,468
	SRMC	↑	NA	NA	(\$7,219)	(\$5,686)	\$761		\$1,228

**Health Sciences Center
Metrics (Preliminary and Unaudited)**




Benchmark	Expected	FY 2011 3rd Quarter	FY 2012 3rd Quarter	FY 2013 3rd Quarter	FY 2014 3rd Quarter	FY 2015 3rd Quarter	Fiscal Year Trend	FY 2015 April 30th YTD	
Net Income/(Use of Reserves) <i>(Amounts are in thousands)</i>	HSC	↑	\$1,150	(\$3,736)	(\$1,717)	(\$413)	\$5,435		\$9,309
	UNMMG	↑	\$16,464	\$1,511	\$949	(\$3,198)	(\$609)		\$1,142
	UNMH	↑	\$2,882	\$349	(\$3,695)	\$13,878	\$11,096		\$12,352
	SRMC	↑	NA	NA	(\$7,219)	(\$5,686)	\$761		\$1,228
Uncompensated Care <i>(Amounts are in thousands)</i>	UNMMG	↓	\$29,651	\$29,366	\$36,126	\$31,903	\$12,783		\$14,034
	UNMH	↓	\$121,869	\$123,917	\$142,376	\$133,816	\$72,201		\$73,529
	SRMC	↓	NA	NA	NA	\$9,911	\$3,027		\$2,573
Uncompensated Care as a Percentage of Total Patient Care			FY 2011	FY 2012	FY 2013	FY 2014	FY 2015 3rd Quarter YTD		
	UNM HEALTH SYSTEM	↓	22%	24%	23%	21%	9%		9%

**Health Sciences Center
Metrics (Preliminary and Unaudited)**

Benchmark	Expected	FY 2011 3rd Quarter	FY 2012 3rd Quarter	FY 2013 3rd Quarter	FY 2014 3rd Quarter	FY 2015 3rd Quarter	Fiscal Year Trend	FY 2015 April 30th
Days Cash on Hand								
Days of Expense in Discretionary Reserves Year End Benchmark - 10 Days	HSC	↑	13.96	13.28	7.39	4.76		14.57
ACMPE 30 Days *	UNMMG	↑	32.50	58.50	43.58	43.76		44.87
UHC 75 Days **	UNMH	↑	66.20	58.62	46.34	61.52		63.44
UHC 75 Days **	SRMC	↑	NA	NA	N/A	34.90		79.61
* American College of Medical Practice Executives								
** University HealthSystem Consortium								

Accounts Receivable Greater Than Ninety Days

(Amounts are in thousands)





HSC	↓	\$1,160 20%	\$1,615 15%	\$248 2%	\$275 18%	\$108 5%		\$81 3%
UNMMG	↓	\$3,479 13%	\$6,235 19%	\$4,466 15%	\$6,394 17%	\$11,554 26%		\$11,622 24%
UNMH***	↓	\$60,776 26%	\$58,369 24%	\$51,080 23%	\$66,130 24%	\$81,419 27%		\$77,546 26%
SRMC****	↓	NA	NA	NA	\$852 13%	\$627 8%		\$643 8%

*** UNMH Account Receivable Greater Than Ninety Days excludes liens

**** SRMC Account Receivable Greater Than Ninety Days reflects Net Accounts Receivable - all other receivables are shown at Gross

**Health Sciences Center
Metrics (Preliminary and Unaudited)**

(Amounts are in thousands)

	Expected	FY 2011 3rd Quarter	FY 2012 3rd Quarter	FY 2013 3rd Quarter	FY 2014 3rd Quarter	FY 2015 3rd Quarter	Fiscal Year Trend	FY 2015 April 30th YTD
Proposals Submitted	↑	\$186,997	\$189,292	\$185,768	\$211,684	\$184,927		\$214,137
Awards	↑	\$111,526	\$89,579	\$94,171	\$91,447	\$102,411		\$111,889
Earned F&A	↑	\$17,506	\$16,770	\$15,568	\$16,338	\$17,574		\$19,675
Contract & Grant Expense <i>(Includes Cost Share, Program Income and F&A Expense)</i>	↑	\$92,694	\$89,619	\$90,558	\$88,518	\$96,042		\$107,784



UNIVERSITY OF NEW MEXICO HEALTH SCIENCES CENTER - University HSC Only*
2015 Fiscal Year-to-Date Summary through April 30, 2015 (Preliminary and Unaudited)
(In thousands)

* UNIVERSITY HSC ONLY INCLUDES: SOM, CON, COP, HSLIC, ADMIN, RESEARCH

	University HSC FY 2015 Revised Budget 3/31/2015	University HSC FY 2015 YTD 4/30/2015 Actual	University HSC FY 2014 Year End Actual	University HSC FY 2015 YTD Actual to FY 2015 Re-Forecasted Budget Benchmark Rate (83%)	University HSC FY 2015 YTD Actual to FY 2014 Year End Actual Benchmark Rate (83%)
1 UNM MEDICAL GROUP REVENUES	122,961	101,214	106,236	82%	95%
2 UNM HOSPITALS REVENUES	132,642	113,910	126,718	86%	90%
3 SRMC REVENUES	20,387	16,228	15,912	80%	102%
4 TUITION AND FEES	15,173	15,081	14,806	99%	102%
5 CIGARETTE TAX APPROPRIATIONS	3,949	3,316	3,932	84%	84%
6 RPSP APPROPRIATIONS	19,689	16,408	17,902	83%	92%
7 I&G APPROPRIATIONS	64,907	54,089	61,566	83%	88%
8 I&G MAIN CAMPUS TRANSFERS	19,900	16,634	18,518	84%	90%
9 F&A REVENUES (OH RETURN)	23,500	19,675	22,595	84%	87%
10 HSC/UNM INTERNAL TRANSFERS	(4,871)	(6,088)	(6,229)	125%	98%
11 MILL LEVY	0	0	0	N/A	N/A
12 OTHER REVENUES	35,538	25,623	24,550	72%	104%
13 CONTRACT AND GRANT REVENUES	134,174	114,962	132,502	86%	87%
TOTAL REVENUES	587,949	491,052	539,008	84%	91%
14 TOTAL COMPENSATION EXPENSES	361,842	303,440	337,729	84%	90%
15 SUPPLIES/MEDICAL SUPPLIES	14,032	9,475	11,916	68%	80%
16 UNIVERSITY CLINICIANS PROGRAM	0	0	0	N/A	N/A
17 HOUSESTAFF	0	0	0	N/A	N/A
18 TRAVEL	6,288	4,093	4,700	65%	87%
19 STUDENT COSTS	4,291	2,533	2,422	59%	105%
20 PATIENT CARE COSTS	1,330	1,008	1,431	76%	70%
21 TELEPHONE/COMMUNICATION COSTS	2,277	1,912	2,257	84%	85%
22 PURCHASED SERVICES	35,490	28,026	26,891	79%	104%
23 OTHER MEDICAL SERVICES	0	0	0	N/A	N/A
24 SUB AWARDS/SERVICE CONTRACTS	988	789	1,134	80%	70%
25 O&M & LEASES	7,467	5,726	7,461	77%	77%
26 UTILITIES	4,966	4,333	4,801	87%	90%
27 DEPRECIATION	0	0	0	N/A	N/A
28 INTEREST EXPENSE	2,284	1,884	2,169	82%	87%
29 OTHER EXPENSES	9,043	2,024	2,958	22%	68%
30 CONTRACT AND GRANT EXPENSES	130,054	107,784	124,136	83%	87%
TOTAL EXPENSES	580,352	473,027	530,005	82%	89%
OPERATING NET MARGIN	7,597	18,025	9,003		
NON-RECURRING ITEMS					
31 CAPITAL EXPENDITURES	2,865	1,163	2,030	41%	57%
32 MEANINGFUL USE REVENUE	0	0	0	N/A	N/A
33 RETURN ON INVESTMENT - TRIWEST	0	0	0	N/A	N/A
34 USE OF UNMMG RESERVES	0	0	0	N/A	N/A
35 RECRUITMENT/STARTUP/SCHOLARSHIPS	1,908	1,584	6,225	83%	25%
36 NON-RECURRING TRANSFERS	4,867	5,969	4,440	123%	134%
TOTAL NON-RECURRING ITEMS	9,640	8,716	12,695	90%	69%
NET INCOME/(USE OF RESERVES)	(2,043)	9,309	(3,692)		



UNIVERSITY OF NEW MEXICO HEALTH SCIENCES CENTER - UNM Hospitals Only
2015 Fiscal Year-to-Date Summary through April 30, 2015 (Preliminary and Unaudited)
(In thousands)

Clinical Operations

	UNM Hospitals FY 2015 Revised Budget 3/31/2015	UNM Hospitals FY 2015 YTD 4/30/2015 Actual	UNM Hospitals FY 2014 Year End Actual	UNM Hospitals FY 2015 YTD Actual to FY 2015 Re-Forecasted Budget Benchmark Rate (83%)	UNM Hospitals FY 2015 YTD Actual to FY 2014 Year End Actual Benchmark Rate (83%)
1 UNM MEDICAL GROUP REVENUES	0	0	0	N/A	N/A
2 UNM HOSPITALS REVENUES	836,613	714,082	709,438	85%	101%
3 SRMC REVENUES	0	0	0	N/A	N/A
4 TUITION AND FEES	0	0	0	N/A	N/A
5 CIGARETTE TAX APPROPRIATIONS	0	0	0	N/A	N/A
6 RPSP APPROPRIATIONS	13,117	10,931	12,520	83%	87%
7 I&G APPROPRIATIONS	0	0	0	N/A	N/A
8 I&G MAIN CAMPUS TRANSFERS	0	0	0	N/A	N/A
9 F&A REVENUES (OH RETURN)	0	0	0	N/A	N/A
10 HSC/UNM INTERNAL TRANSFERS	0	0	0	N/A	N/A
11 MILL LEVY	92,780	77,317	92,020	83%	84%
12 OTHER REVENUES	27,313	23,526	23,062	86%	102%
13 CONTRACT AND GRANT REVENUES	3,083	2,721	3,569	88%	76%
TOTAL REVENUES	972,906	828,577	840,609	85%	99%
14 TOTAL COMPENSATION EXPENSES	457,179	366,825	408,780	80%	90%
15 SUPPLIES/MEDICAL SUPPLIES	151,215	124,585	141,923	82%	88%
16 UNIVERSITY CLINICIANS PROGRAM	69,553	60,922	59,387	88%	103%
17 HOUSESTAFF	28,084	23,837	25,934	85%	92%
18 TRAVEL	636	531	691	83%	77%
19 STUDENT COSTS	0	0	0	N/A	N/A
20 PATIENT CARE COSTS	42,691	29,952	46,357	70%	65%
21 TELEPHONE/COMMUNICATION COSTS	3,847	3,239	3,598	84%	90%
22 PURCHASED SERVICES	47,970	40,156	33,106	84%	121%
23 OTHER MEDICAL SERVICES	33,904	29,312	27,692	86%	106%
24 SUB AWARDS/SERVICE CONTRACTS	9,772	8,235	9,322	84%	88%
25 O&M & LEASES	18,572	14,501	16,498	78%	88%
26 UTILITIES	6,738	5,612	6,316	83%	89%
27 DEPRECIATION	33,069	28,193	31,831	85%	89%
28 INTEREST EXPENSE	7,375	6,132	7,567	83%	81%
29 OTHER EXPENSES	30,081	28,077	26,478	93%	106%
30 CONTRACT AND GRANT EXPENSES	0	0	0	N/A	N/A
TOTAL EXPENSES	940,686	770,109	845,480	82%	91%
OPERATING NET MARGIN	32,220	58,468	(4,871)		
NON-RECURRING ITEMS					
31 CAPITAL EXPENDITURES	37,360	60,288	26,000	161%	232%
32 MEANINGFUL USE REVENUE	0	0	0	N/A	N/A
33 RETURN ON INVESTMENT - TRIWEST	(12,030)	(14,172)	(39,873)	118%	36%
34 USE OF UNMMG RESERVES	0	0	0	N/A	N/A
35 RECRUITMENT/STARTUP/SCHOLARSHIPS	0	0	0	N/A	N/A
36 NON-RECURRING TRANSFERS	0	0	0	N/A	N/A
TOTAL NON-RECURRING ITEMS	25,330	46,116	(13,873)	182%	-332%
NET INCOME/(USE OF RESERVES)	6,890	12,352	9,002		



UNIVERSITY OF NEW MEXICO HEALTH SCIENCES CENTER - UNMMG Only
2015 Fiscal Year-to-Date Summary through April 30, 2015 (Preliminary and Unaudited)
(In thousands)

Clinical Operations

	UNMMG FY 2015 Revised Budget 3/31/2015	UNMMG FY 2015 YTD 4/30/2015 Actual	UNMMG FY 2014 Year End Actual	UNMMG FY 2015 YTD Actual to FY 2015 Re-Forecasted Budget Benchmark Rate (83%)	UNMMG FY 2015 YTD Actual to FY 2014 Year End Actual Benchmark Rate (83%)
1 UNM MEDICAL GROUP REVENUES	184,416	155,321	162,835	84%	95%
2 UNM HOSPITALS REVENUES	0	0	0	N/A	N/A
3 SRMC REVENUES	0	0	0	N/A	N/A
4 TUITION AND FEES	0	0	0	N/A	N/A
5 CIGARETTE TAX APPROPRIATIONS	0	0	0	N/A	N/A
6 RPSA APPROPRIATIONS	813	677	815	83%	83%
7 I&G APPROPRIATIONS	0	0	0	N/A	N/A
8 I&G MAIN CAMPUS TRANSFERS	0	0	0	N/A	N/A
9 F&A REVENUES (OH RETURN)	0	0	0	N/A	N/A
10 HSC/UNM INTERNAL TRANSFERS	0	0	0	N/A	N/A
11 MILL LEVY	0	0	0	N/A	N/A
12 OTHER REVENUES	8,301	10,433	3,546	126%	294%
13 CONTRACT AND GRANT REVENUES	0	0	0	N/A	N/A
TOTAL REVENUES	193,530	166,431	167,196	86%	100%
14 TOTAL COMPENSATION EXPENSES	17,817	14,619	15,533	82%	94%
15 SUPPLIES/MEDICAL SUPPLIES	0	0	0	N/A	N/A
16 UNIVERSITY CLINICIANS PROGRAM	0	0	0	N/A	N/A
17 HOUSESTAFF	0	0	0	N/A	N/A
18 TRAVEL	0	0	0	N/A	N/A
19 STUDENT COSTS	0	0	0	N/A	N/A
20 PATIENT CARE COSTS	23,360	20,346	19,065	87%	107%
21 TELEPHONE/COMMUNICATION COSTS	0	0	0	N/A	N/A
22 PURCHASED SERVICES	139,595	118,025	115,568	85%	102%
23 OTHER MEDICAL SERVICES	0	0	0	N/A	N/A
24 SUB AWARDS/SERVICE CONTRACTS	0	0	0	N/A	N/A
25 O&M & LEASES	1,354	403	429	30%	94%
26 UTILITIES	0	0	0	N/A	N/A
27 DEPRECIATION	681	339	393	50%	86%
28 INTEREST EXPENSE	0	0	0	N/A	N/A
29 OTHER EXPENSES	6,105	5,547	5,614	91%	99%
30 CONTRACT AND GRANT EXPENSES	0	0	0	N/A	N/A
TOTAL EXPENSES	188,912	159,279	156,602	84%	102%
OPERATING NET MARGIN	4,618	7,152	10,594		
NON-RECURRING ITEMS					
31 CAPITAL EXPENDITURES	0	0	0	N/A	N/A
32 MEANINGFUL USE REVENUE	0	55	(120)	N/A	-46%
33 RETURN ON INVESTMENT - TRIWEST	0	0	0	N/A	N/A
34 USE OF UNMMG RESERVES	6,903	5,955	11,455	86%	52%
35 RECRUITMENT/STARTUP/SCHOLARSHIPS	0	0	0	N/A	N/A
36 NON-RECURRING TRANSFERS	0	0	0	N/A	N/A
TOTAL NON-RECURRING ITEMS	6,903	6,010	11,335	87%	53%
NET INCOME/(USE OF RESERVES)	(2,285)	1,142	(741)		



UNIVERSITY OF NEW MEXICO HEALTH SCIENCES CENTER - SRMC Only
2015 Fiscal Year-to-Date Summary through April 30, 2015 (Preliminary and Unaudited)
(In thousands)

Clinical Operations

	SRMC FY 2015 Revised Budget 3/31/2015	SRMC FY 2015 YTD 4/30/2015 Actual	SRMC FY 2014 Year End Actual	SRMC FY 2015 YTD Actual to FY 2015 Re-Forecasted Budget Benchmark Rate (83%)	SRMC FY 2015 YTD Actual to FY 2014 Year End Actual Benchmark Rate (83%)
1 UNM MEDICAL GROUP REVENUES	0	0	0	N/A	N/A
2 UNM HOSPITALS REVENUES	0	0	0	N/A	N/A
3 SRMC REVENUES	71,912	59,914	53,651	83%	112%
4 TUITION AND FEES	0	0	0	N/A	N/A
5 CIGARETTE TAX APPROPRIATIONS	0	0	0	N/A	N/A
6 RPSP APPROPRIATIONS	0	0	0	N/A	N/A
7 I&G APPROPRIATIONS	0	0	0	N/A	N/A
8 I&G MAIN CAMPUS TRANSFERS	0	0	0	N/A	N/A
9 F&A REVENUES (OH RETURN)	0	0	0	N/A	N/A
10 HSC/UNM INTERNAL TRANSFERS	0	0	0	N/A	N/A
11 MILL LEVY	5,997	4,660	7,983	78%	58%
12 OTHER REVENUES	502	391	441	78%	89%
13 CONTRACT AND GRANT REVENUES	0	59	0	N/A	N/A
TOTAL REVENUES	78,411	65,024	62,075	83%	105%
14 TOTAL COMPENSATION EXPENSES	33,972	28,002	25,732	82%	109%
15 SUPPLIES/MEDICAL SUPPLIES	15,319	12,507	12,044	82%	104%
16 UNIVERSITY CLINICIANS PROGRAM	310	226	0	73%	N/A
17 HOUSESTAFF	262	220	117	84%	188%
18 TRAVEL	17	20	20	118%	100%
19 STUDENT COSTS	0	0	0	N/A	N/A
20 PATIENT CARE COSTS	4,229	3,327	4,346	79%	77%
21 TELEPHONE/COMMUNICATION COSTS	90	76	85	84%	89%
22 PURCHASED SERVICES	2,885	2,511	3,902	87%	64%
23 OTHER MEDICAL SERVICES	870	747	369	86%	202%
24 SUB AWARDS/SERVICE CONTRACTS	1,536	1,242	1,377	81%	90%
25 O&M & LEASES	989	812	621	82%	131%
26 UTILITIES	830	687	785	83%	88%
27 DEPRECIATION	9,571	7,977	9,112	83%	88%
28 INTEREST EXPENSE	4,009	3,348	4,090	84%	82%
29 OTHER EXPENSES	2,640	2,094	2,040	79%	103%
30 CONTRACT AND GRANT EXPENSES	0	0	0	N/A	N/A
TOTAL EXPENSES	77,529	63,796	64,640	82%	99%
OPERATING NET MARGIN	882	1,228	(2,565)		
NON-RECURRING ITEMS					
31 CAPITAL EXPENDITURES	0	0	0	N/A	N/A
32 MEANINGFUL USE REVENUE	0	0	0	N/A	N/A
33 RETURN ON INVESTMENT - TRIWEST	0	0	0	N/A	N/A
34 USE OF UNMMG RESERVES	0	0	0	N/A	N/A
35 RECRUITMENT/STARTUP/SCHOLARSHIPS	0	0	0	N/A	N/A
36 NON-RECURRING TRANSFERS	0	0	0	N/A	N/A
TOTAL NON-RECURRING ITEMS	0	0	0	N/A	N/A
NET INCOME/(USE OF RESERVES)	882	1,228	(2,565)		



UNIVERSITY OF NEW MEXICO HEALTH SCIENCES CENTER - Consolidated HSC
2015 Fiscal Year-to-Date Summary through April 30, 2015 (Preliminary and Unaudited)
(In thousands)

Clinical and Academic Operations

	Consolidated HSC FY 2015 Revised Budget 3/31/2015	Consolidated HSC FY 2015 YTD 4/30/2015 Actual	Consolidated HSC FY 2014 Year End Actual	Consolidated HSC FY 2015 YTD Actual to FY 2015 Re-Forecasted Budget Benchmark Rate (83%)	Consolidated HSC FY 2015 YTD Actual to FY 2014 Year End Actual Benchmark Rate (83%)
1 UNM MEDICAL GROUP REVENUES	307,377	256,535	269,071	83%	95%
2 UNM HOSPITALS REVENUES	969,255	827,992	836,156	85%	99%
3 SRMC REVENUES	92,299	76,142	69,563	82%	109%
4 TUITION AND FEES	15,173	15,081	14,806	99%	102%
5 CIGARETTE TAX APPROPRIATIONS	3,949	3,316	3,932	84%	84%
6 RPSP APPROPRIATIONS	33,619	28,016	31,237	83%	90%
7 I&G APPROPRIATIONS	64,907	54,089	61,566	83%	88%
8 I&G MAIN CAMPUS TRANSFERS	19,900	16,634	18,518	84%	90%
9 F&A REVENUES (OH RETURN)	23,500	19,675	22,595	84%	87%
10 HSC/UNM INTERNAL TRANSFERS	(4,871)	(6,088)	(6,229)	125%	98%
11 MILL LEVY	98,777	81,977	100,003	83%	82%
12 OTHER REVENUES	71,654	59,973	51,599	84%	116%
13 CONTRACT AND GRANT REVENUES	137,257	117,742	136,071	86%	87%
TOTAL REVENUES	1,832,796	1,551,084	1,608,888	85%	96%
14 TOTAL COMPENSATION EXPENSES	870,810	712,886	787,774	82%	90%
15 SUPPLIES/MEDICAL SUPPLIES	180,566	146,567	165,883	81%	88%
16 UNIVERSITY CLINICIANS PROGRAM	69,863	61,148	59,387	88%	103%
17 HOUSESTAFF	28,346	24,057	26,051	85%	92%
18 TRAVEL	6,941	4,644	5,411	67%	86%
19 STUDENT COSTS	4,291	2,533	2,422	59%	105%
20 PATIENT CARE COSTS	71,610	54,633	71,199	76%	77%
21 TELEPHONE/COMMUNICATION COSTS	6,214	5,227	5,940	84%	88%
22 PURCHASED SERVICES	225,940	188,718	179,467	84%	105%
23 OTHER MEDICAL SERVICES	34,774	30,059	28,061	86%	107%
24 SUB AWARDS/SERVICE CONTRACTS	12,296	10,266	11,833	83%	87%
25 O&M & LEASES	28,382	21,442	25,009	76%	86%
26 UTILITIES	12,534	10,632	11,902	85%	89%
27 DEPRECIATION	43,321	36,509	41,336	84%	88%
28 INTEREST EXPENSE	13,668	11,364	13,826	83%	82%
29 OTHER EXPENSES	47,869	37,742	37,090	79%	102%
30 CONTRACT AND GRANT EXPENSES	130,054	107,784	124,136	83%	87%
TOTAL EXPENSES	1,787,479	1,466,211	1,596,727	82%	92%
OPERATING NET MARGIN	45,317	84,873	12,161		
NON-RECURRING ITEMS					
31 CAPITAL EXPENDITURES	40,225	61,451	28,030	153%	219%
32 MEANINGFUL USE REVENUE	0	55	(120)	N/A	-46%
33 RETURN ON INVESTMENT - TRIWEST	(12,030)	(14,172)	(39,873)	118%	36%
34 USE OF UNMMG RESERVES	6,903	5,955	11,455	86%	52%
35 RECRUITMENT/STARTUP/SCHOLARSHIPS	1,908	1,584	6,225	83%	25%
36 NON-RECURRING TRANSFERS	4,867	5,969	4,440	123%	134%
TOTAL NON-RECURRING ITEMS	41,873	60,842	10,157	145%	599%
NET INCOME/(USE OF RESERVES)	3,444	24,031	2,004		

GLOSSARY OF REPORT CATEGORIES

FINANCIAL STATEMENT CATEGORY		UNM	UNMMG	UNM Hospitals	SRMC
1	UNM MEDICAL GROUP REVENUES	Clinical revenue primarily based on Physician or Provider efforts and collection through UNMMG	Net patient services revenue including SCI & UPL from UNMMG Clinical operations	N/A	N/A
2	UNM HOSPITALS REVENUES	Revenue from University Hospital to the School of Medicine	N/A	Hospital facility revenue based on patient billings by UNMH	N/A
3	SRMC REVENUES	Revenue from SRMC to the School of Medicine	N/A	N/A	Hospital facility revenue based on patient billings by SRMC
4	TUITION AND FEES	Tuition & Fees, including tuition differentials	N/A	N/A	N/A
5	CIGARETTE TAX APPROPRIATIONS	Revenues received from the State as a calculated portion of Tax Revenue on the sale of tobacco products for use in Cancer Research	N/A	N/A	N/A
6	RPSP APPROPRIATIONS	Revenue received for current operations made available to UNM by act of NM State Legislature on an annual basis for Research, Public Service and Independent Operations	N/A	Revenue received for current operations made available to UNMH by act of NM State Legislature on an annual basis for Research, Public Service and Independent Operations	N/A
7	I&G APPROPRIATIONS	Revenue received for current operations made available to UNM by act of NM State Legislature on an annual basis for I&G operations	N/A	N/A	N/A
8	I&G MAIN CAMPUS TRANSFERS	Partial transfer of tuition and formula workload generated by Nursing, Pharmacy and SOM	N/A	N/A	N/A
9	F & A REVENUES (OH RETURN)	Revenue from recovery of indirect costs (F&A) incurred by a Contract or Grant also known as overhead return	N/A	N/A	N/A
10	HSC/UNM INTERNAL TRANSFERS	All transfers to/from HSC Unrestricted Funds excluding the I&G Main Campus Transfer and Transfers for Debt Service	N/A	N/A	N/A
11	MILL LEVY	N/A	N/A	Mil levy taxes collected on behalf of the Bernalillo County Treasurer and remitted to UNMH as required by the Hospital Funding Act.	Mil levy taxes collected on behalf of the Sandoval County Treasurer and remitted to SRMC as required by the Hospital Funding Act.
12	OTHER REVENUES	All other Revenues - not contained in any other category - Sales & Services (not Internal Service Center P18 sales), Gains on Sponsored Projects, Gifts, Endowment Spending Distributions, Investment Income, etc.	Other operating revenues	All other revenues not contained in any other category: Investment income, equity loss in Tricare, donated revenue, gain/loss on sale of assets, food, nutrition, catering & vending revenue, medical records revenue, rent revenue, all other non-operating revenue	All other revenues not contained in any other category: Investment income, donated revenue, gain/loss on sale of assets, food, nutrition, catering & vending revenue, medical records revenue, rent revenue, all other non-operating revenue
13	CONTRACT AND GRANT REVENUES	All Restricted Funds Revenue and Unrestricted Contract Revenue for example VA contracts	N/A	Revenue associated with restricted and unrestricted contracts and grants	N/A
14	TOTAL COMPENSATION EXPENSES	Salary, wages & benefits	Salaries and benefits considered to be operating and certain clinical expenses of UNMMG	Salary, wages & benefits	Salary, wages & benefits

GLOSSARY OF REPORT CATEGORIES

FINANCIAL STATEMENT CATEGORY		UNM	UNMMG	UNM Hospitals	SRMC
15	SUPPLIES/MEDICAL SUPPLIES	Office supplies, computer supplies, dues & memberships, postage charges, recruitment expenses, non capital equipment, computers, food, lab supplies, uniforms, training materials, etc.	N/A	Medical supplies for: lab, radiology, blood, pharmaceuticals, biologics, implantable devices, office supplies, computer supplies, photocopy expense, forms, linen, food, uniforms, and training materials.	Medical supplies for: lab, radiology, blood, pharmaceuticals, biologics, implantable devices, office supplies, computer supplies, photocopy expense, forms, linen, food, uniforms, and training materials.
16	UNIVERSITY CLINICIANS PROGRAM	N/A	N/A	Special clinician program to support SOM	Special clinician program to support SOM
17	HOUSESTAFF	N/A	N/A	Reimbursement of patient care services provided by residents who are employed by SOM.	Reimbursement of patient care services provided by SOM through UNMMG.
18	TRAVEL	Travel - in state, out of state, foreign, business meals, rental vehicles, new employee moving expenses, vehicle fuel etc.	N/A	Travel - in state, out of state, business meals, rental vehicles, flights, ground transportation, vehicle fuel etc.	Travel - in state, out of state, business meals, rental vehicles, flights, ground transportation, vehicle fuel etc.
19	STUDENT COSTS	Student tuition/fee expense, student travel, scholarships/fellowships, housing, insurance for students, student awards, etc.	N/A	N/A	N/A
20	PATIENT CARE COSTS	Patient Care costs for inpatient, outpatient care & lab, pharmacy and x-ray services for patients	Patient Care costs for inpatient, outpatient care & lab, pharmacy and x-ray services for patients	Patient Care costs for inpatient, outpatient care including Tricore laboratory expense, OR instruments, NM Insurance pool premiums, kidney acquisition, step down care (snf) for IV dependent patients, radiation oncology and patient assistance	Patient Care costs for inpatient, outpatient care including Tricore laboratory expense, OR instruments, NM Insurance pool premiums, kidney acquisition, step down care (snf) for IV dependent patients, radiation oncology and patient assistance
21	TELEPHONE/COMMUNICATION COSTS	Telephone, voicemail, cellular, long distance, paging and data networking charges	N/A	Telephone, voicemail, cellular, long distance, paging and data networking charges	Telephone, voicemail, cellular, long distance, paging and data networking charges
22	PURCHASED SERVICES	Alarm fees, internet fees, architectural services, auditing services, printing/copying/binding fees, conference/event fees, honoraria, insurance charges (general liability, professional liability), legal services, electronic journals & books, consultant fees, etc.	Includes payment to UNM SOM for physician and other provider services	Recruitment, professional, legal, auditing, consulting fees, promotional/graphics, IT Hosting Cerner, Siemens and PACS, safety and risk services, equifax, laundry, malpractice and liability insurance, etc.	Recruitment, professional, legal, auditing, consulting fees, promotional/graphics, IT Hosting Cerner, Siemens and PACS, safety and risk services, equifax, laundry, malpractice and liability insurance, etc.
23	OTHER MEDICAL SERVICES	N/A	N/A	Pathology contract, physician services, Executive Medical Directors, Medical Directors, dialysis services for UNM Care patients, OMI MOU, Adult Infusion net	Physician services
24	SUB AWARDS/SERVICE CONTRACTS	Unrestricted Sub Awards, Gain/Loss on Unrestricted Projects	N/A	All service contracts	All service contracts
25	O&M & LEASES	Plant maintenance and repairs, equipment repairs and maintenance, property insurance, auto insurance, facility rent expense	Building maintenance and repairs, equipment repairs and maintenance, repair parts, equipment rent, property insurance, auto insurance, facility rent expense, and housekeeping supplies	Building maintenance and repairs, equipment repairs and maintenance, repair parts, equipment rent, property insurance, auto insurance, facility rent expense, and housekeeping supplies	Building maintenance and repairs, equipment repairs and maintenance, repair parts, equipment rent, property insurance, auto insurance, facility rent expense, and housekeeping supplies
26	UTILITIES	Natural gas, electricity, steam, sewer, water, chilled water	N/A	Natural gas, electricity, steam, sewer, water, chilled water	Natural gas, electricity, steam, sewer, water, chilled water

GLOSSARY OF REPORT CATEGORIES

FINANCIAL STATEMENT CATEGORY		UNM	UNMMG	UNM Hospitals	SRMC
27	DEPRECIATION	N/A	The annual amortization for the furniture and equipment.	The annual amortization for the capital outlay associated with building, building improvement, fixed and moveable equipment which is based on the estimated useful lives of the assets as determined by the AHA "Estimated useful lives of Depreciable Hospital Assets".	The annual amortization for the capital outlay associated with building, building improvement, fixed and moveable equipment which is based on the estimated useful lives of the assets as determined by the AHA "Estimated useful lives of Depreciable Hospital Assets".
28	INTEREST EXPENSE	Transfers to cover debt service	N/A	Interest expense associated with the series 2004 FHA Insured Hospital Mortgage Revenue Bonds.	SRMC receives subsidy payments related to interest payments under the federal Build America Bond program. Under the program SRMC applies for subsidy funds commensurate with each bond payment, so the application for the subsidy is made semiannually. Also includes interest expense on the Series A & B Bonds.
29	OTHER EXPENSES	Banking fees, cost of goods sold, research costs, royalties, bad debt expense, other operating costs, Banner tax, etc.	Billings & collections expenses and other operating expenses of UNMMG	Programming, application, software and maintenance expenses, non capital equipment (less than \$5k), signs, dues & memberships, freight, postage, subscriptions, licenses/permits, Gap Tax, Intergovernmental Transfers for the SCI and IME, bond issuance costs, capital initiatives and other non-operating expenses.	Programming, application, software and maintenance expenses, non capital equipment (less than \$5k), signs, dues & memberships, freight, postage, subscriptions, licenses/permits, Gap Tax, Intergovernmental Transfers for the SCI and IME, bond issuance costs, capital initiatives and other non-operating expenses.
30	CONTRACT AND GRANT EXPENSES	All Restricted Funds Expense and Unrestricted Contract Expense for example VA contracts	N/A	N/A	N/A
31	CAPITAL EXPENDITURES	Equipment/furniture >\$5,000, Computer hardware, library acquisitions, etc.	N/A	This is capital initiatives in the case of UNM Hospitals.	N/A
32	MEANINGFUL USE REVENUE	N/A	Medicare and Medicaid programs provide incentive payments for hospital and physicians that make meaningful use of certified electronic health record technology.	Medicare and Medicaid programs provide incentive payments for hospital and physicians that make meaningful use of certified electronic health record technology.	N/A
33	RETURN ON INVESTMENT - TRIWEST	NA	NA	Dividend payments from investment in TriWest	NA
34	USE OF UNMMG RESERVES	N/A	To fund and support the mission of the Health Sciences Center.	N/A	N/A
35	RECRUITMENT/STARTUP/SCHOLARSHIPS	Chair and Startup Packages, Dean's Scholars/Professorships, and Recruitment Costs	N/A	N/A	N/A
36	NON-RECURRING TRANSFERS	Transfers from current unrestricted funds to plant funds or any other non-recurring transfers	N/A	N/A	N/A



UNIVERSITY OF NEW MEXICO HEALTH SCIENCES CENTER
Balance Sheet for the Health Sciences Center
2015 Fiscal Year as of April 30, 2015 (Preliminary and Unaudited)
(In thousands)

	University HSC	UNM Hospitals	UNMMG	SRMC
ASSETS				
1 Cash and cash equivalents	9,980	152,976	21,013	14,270
2 Marketable securities	14,971	34,511	-	-
Receivables:				
3 Patient, net	1,133	103,213	30,328	8,034
4 Receivable from Affiliates	82,429	4,544	7,826	113
5 Estimated third party payor settlements	-	39,565	-	873
6 County Treasurer	-	20,236	-	902
7 Contracts, Grants and Other	14,760	4,241	-	663
8 Other	2,218	16,101	579	3,381
Total Current Assets	<u>125,491</u>	<u>375,387</u>	<u>59,746</u>	<u>28,236</u>
Assets whose use is limited:				
9 Held by trustee for debt service & other	-	43,429	-	9,224
10 By UNM Hospital Board of Trustees	-	21,505	-	-
11 Board and Other Designated Assets	182,774	-	19,588	-
12 Endowments	108,545	-	-	-
13 Capital Assets, net of depreciation	259,643	240,323	2,800	123,278
TOTAL ASSETS	<u>676,453</u>	<u>680,644</u>	<u>82,134</u>	<u>160,738</u>
LIABILITIES				
14 Accounts Payable	7,836	53,411	6,327	4,068
15 Other accrued liabilities	36,759	49,998	-	3,227
16 Payable to Affiliates	3,599	61,717	28,410	1,186
17 Bonds payable - current	942	5,630	-	1,670
18 Interest payable bonds	518	2,516	-	1,994
19 Estimated third party payor settlements	-	24,983	-	700
20 Bonds payable - non current	17,200	148,295	-	130,210
21 Other liabilities - non current	23,384	7,661	-	-
22 Sponsored Project and Other Deferred Revenue	10,212	-	-	-
TOTAL LIABILITIES	<u>100,450</u>	<u>354,211</u>	<u>34,737</u>	<u>143,055</u>
NET POSITION				
23 Restricted - expendable grants, bequests and contributions	110,040	15,050	-	60
24 Restricted - trust indenture and debt agreement	-	27,597	19,588	9,224
25 Committed and Dedicated agreements	201,787	-	-	-
26 Discretionary Reserve	22,675	182,253	25,008	8,399
27 Assets invested in Capital, net of related debt	241,501	101,533	2,801	-
TOTAL NET POSITION	<u>576,003</u>	<u>326,433</u>	<u>47,397</u>	<u>17,683</u>
Current Ratio	2.53	1.89	1.72	3.33
Days Cash on Hand	N/A	63.44	44.87	84.13



UNIVERSITY OF NEW MEXICO HEALTH SCIENCES CENTER
Glossary of Report Categories

	University HSC	UNM Hospitals	UNMMG	SRMC
--	----------------	---------------	-------	------

ASSETS

1	Cash and cash equivalents	Funds on deposit with Financial Institution with UNM	Funds on deposit with Financial Institution	Funds on deposit with Financial Institution	Funds on deposit with Financial Institution, plus the remaining balance of the \$46m
2	Marketable securities	Funds invested in securities in accordance with UNM Investment policy	Funds invested in US Treasury	N/A	N/A
3	Patient, net	Pediatric/Newborn Transport Services, net of estimated contractual allowances and estimated bad debt	Patient Receivable after adjustments for discounts and allowances	Patient Receivable for care provided by UNM SOM facility and other practitioners, net of estimated contractual allowances and estimated bad debt	Patient Receivable for facility costs, net of estimated contractual allowances and estimated bad debt
4	Receivable from Affiliates	Related Party Receivables for goods or services provided to UNM Hospitals, UNMMG and SRMC	Related Party Receivable from University HSC and SRMC	Related Party Receivable for negative arbitrage for SRMC	Related Party Receivable from UNMMG and UNMH
5	Estimated third party payor settlements	N/A	Accounts Receivable for IME/GME /DSH	N/A	
6	County Treasurer	N/A	Bernalillo County Mil Levy Receivable	N/A	Sandoval County Mil Levy Receivable
7	Contracts, Grants and Other	Sponsored project receivables and other services invoiced by UNM such as OMI, Resident Physician contracts, etc.	Accounts Receivable from Contracts/UNM MG/Special Billing/Investments	N/A	Other receivable balances. As of year end, a receivable was recorded for the insurance proceeds associated with the damage in the OR due to the flood
8	Other	Prepaid contractual obligations, such as library subscription services and maintenance contacts	Prepaid Expense and Inventory	Pharmacy Inventory	Prepaid Expense and Inventory
9	Held by trustee for debt service & other	N/A	Debt/Mortgage reserve funds to include collateral and intangible assets	N/A	Funds held in Trustee Accounts, Mortgage reserve funds, bond debt service accounts
10	By UNM Hospital Clinical Operations Board	N/A	Investment in TriWest/Tricare Reference Laboratory	N/A	N/A
11	Board and Other Designated Assets	Funds dedicated to UNM Hospitals Capital Initiatives and unexpended plant funds	14	N/A	Department, SOM Investment in UNMMG and Quality Reserves
					The original bond proceeds were used to purchase GNMA's which collateralize the mortgage with Prudential



UNIVERSITY OF NEW MEXICO HEALTH SCIENCES CENTER
Glossary of Report Categories

	University HSC	UNM Hospitals	UNMMG	SRMC
12 Endowments	Balance of endowed corpus funds generating revenue according to donor intent	N/A	N/A	N/A
13 Capital Assets, net of depreciation	Property, Plant and Equipment	Land, Property, Plant and Equipment	Furniture and Equipment	Land, Property, Plant and Equipment
LIABILITIES				
14 Accounts Payable	Unpaid balances owed to vendors for goods and services; amounts owed to employees for expense reimbursements	Amount owed to creditors	Unpaid balances owed to vendors for goods and services; accrued payroll and other payroll benefits and taxes	Unpaid balances owed to vendors for goods and services
15 Other accrued liabilities	Payroll withholding liabilities and estimated value of compensated absences	Accrued liabilities to include payroll, compensated benefit, and Incurred but not Recognized (IBNR) State Coverage Insurance	N/A	Accrued liabilities to include payroll, compensated benefits and other payroll benefits and taxes
16 Payable to Affiliates	Unpaid balances for services provided by UNM Hospitals, and UNMMG	Unpaid balances for services provided by University HSC	Unpaid balances for services provided by University HSC for purchased services, special arrangements, and indigent distribution	Unpaid balances for services provided by University HSC, UNMMG and UNMH
17 Bonds payable - current	Debt service payment that will be due within the next twelve months	Series 2004 Bonds payable in next year - FHA Insured Hospital Mortgage Revenue Bonds	N/A	Debt service payment that will be due within the next twelve months
18 Interest payable bonds	Interest Payable on outstanding debt	Interest Payable Series 2004 Bonds (FHA Insured Hospital Mortgage Revenue Bonds)	N/A	Interest Payable on Bonds
19 Estimated third party payor settlements	N/A	Medicare/Medicaid Settlements	N/A	Medicare/Medicaid Settlements
20 Bonds payable - non current	Outstanding balance due in the long-term for bond funding	Series Bonds Payable in the long-term (FHA Insured Hospital Mortgage Revenue Bonds)	N/A	Outstanding balance due in the long-term for FHA Insured Hospital Revenue Bonds
21 Other liabilities - non current	Estimated future cost associated with Other Post Retirement Benefits (OPEB) and self-funded health insurance plan	Estimated future cost associated with Other Post Employment Benefits (OPEB) and bond premiums	N/A	The balance of the mortgage payable
22 Sponsored Project and Other Deferred Revenue	Prepaid contract and grant revenue, tuition, and other prepaid student fees	15 N/A	N/A	N/A



UNIVERSITY OF NEW MEXICO HEALTH SCIENCES CENTER
Glossary of Report Categories

University HSC

UNM Hospitals

UNMMG

SRMC

NET POSITION

23	Restricted - expendable grants, bequests and contributions	Restricted monies used in accordance with donor intent, contracts and bequests	Restricted monies used in accordance with donor intent, contracts and bequests	N/A	Restricted monies used in accordance with donor intent, contracts and bequests
24	Restricted - trust indenture and debt agreement	N/A	Restricted monies for Debt Service, Collateral, and Mortgage Reserve	N/A	Restricted monies for Mortgage reserve, Bond Debt Service
25	Committed and Dedicated agreements	Funds that have been committed for future expenditures. Dedicated funds have a clear focused purposed with for specific use.	N/A	Department, SOM Investment in UNMMG and Quality Fund Balances	N/A
26	Discretionary Reserve	Remaining fund balance after accounting for all restricted, committed and dedicated funds	Chief operating fund for all financial resources except those accounted for in another fund	Other operating reserves	Chief operating fund for all financial resources except those accounted for in another fund
27	Assets invested in Capital, net of related debt	Property, Plant and Equipment after adjustment for related bond debt	Property, Plant and Equipment after adjustment for related bond debt	Furniture and Equipment after adjustment for related bond debt	Property, Plant and Equipment after adjustment for related bond debt