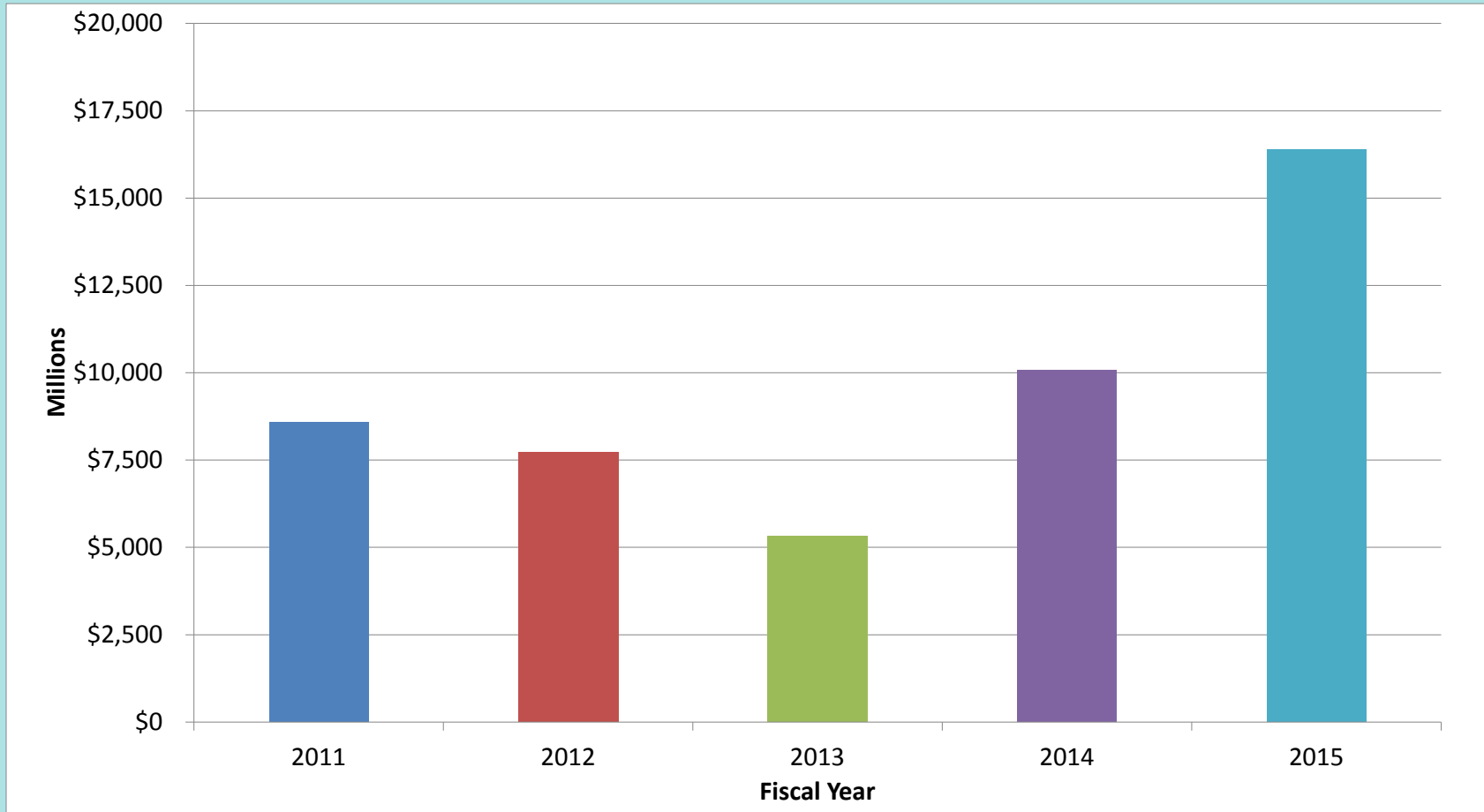


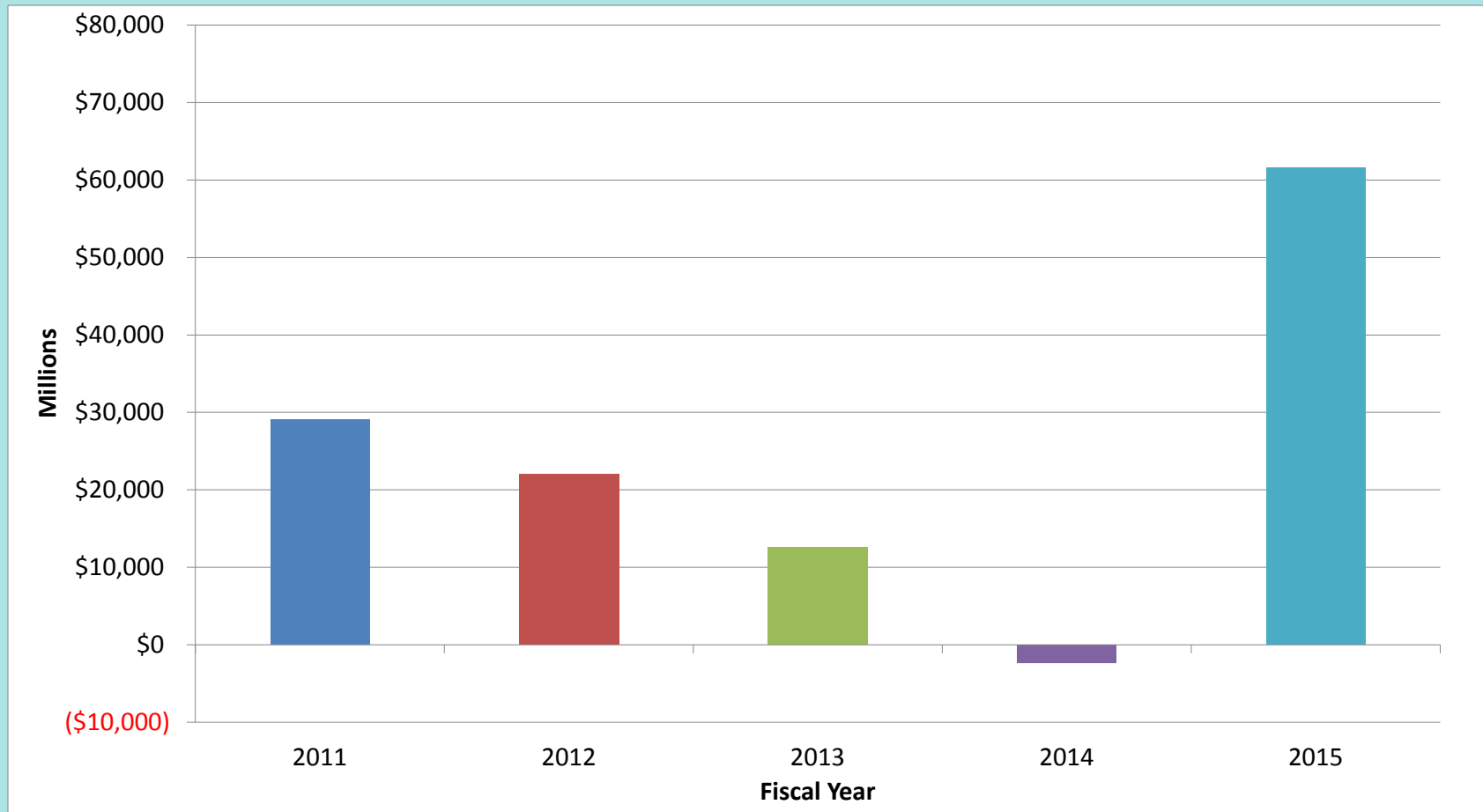
**UNM Health Sciences Center**  
**Metrics - Preliminary and Unaudited**  
**Net Cash Revenues less Net Cash Expenses**  
**(Amounts are in thousands)**

**UNIVERSITY HSC**



Expected	FY 2011 3rd Quarter	FY 2012 3rd Quarter	FY 2013 3rd Quarter	FY 2014 3rd Quarter	FY 2015 3rd Quarter	FY 2015 May 31st YTD
↑	\$8,574	\$7,718	\$5,329	\$10,061	\$16,383	\$21,459

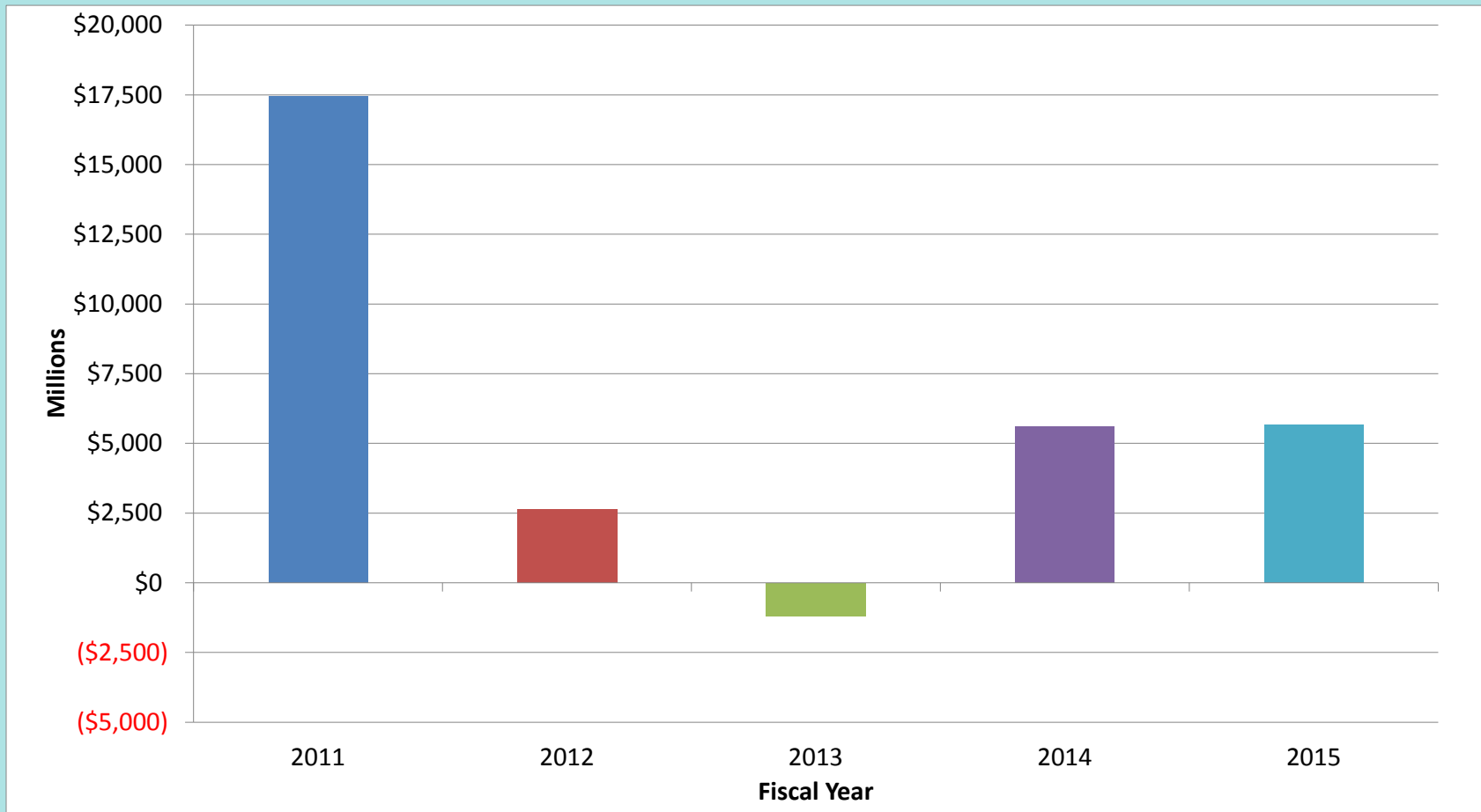
### UNM HOSPITALS



Expected	FY 2011 3rd Quarter	FY 2012 3rd Quarter	FY 2013 3rd Quarter	FY 2014 3rd Quarter	FY 2015 3rd Quarter	FY 2015 May 31st YTD
↑	\$29,007	\$22,009	\$12,533	(\$2,310)	\$61,572	\$111,340

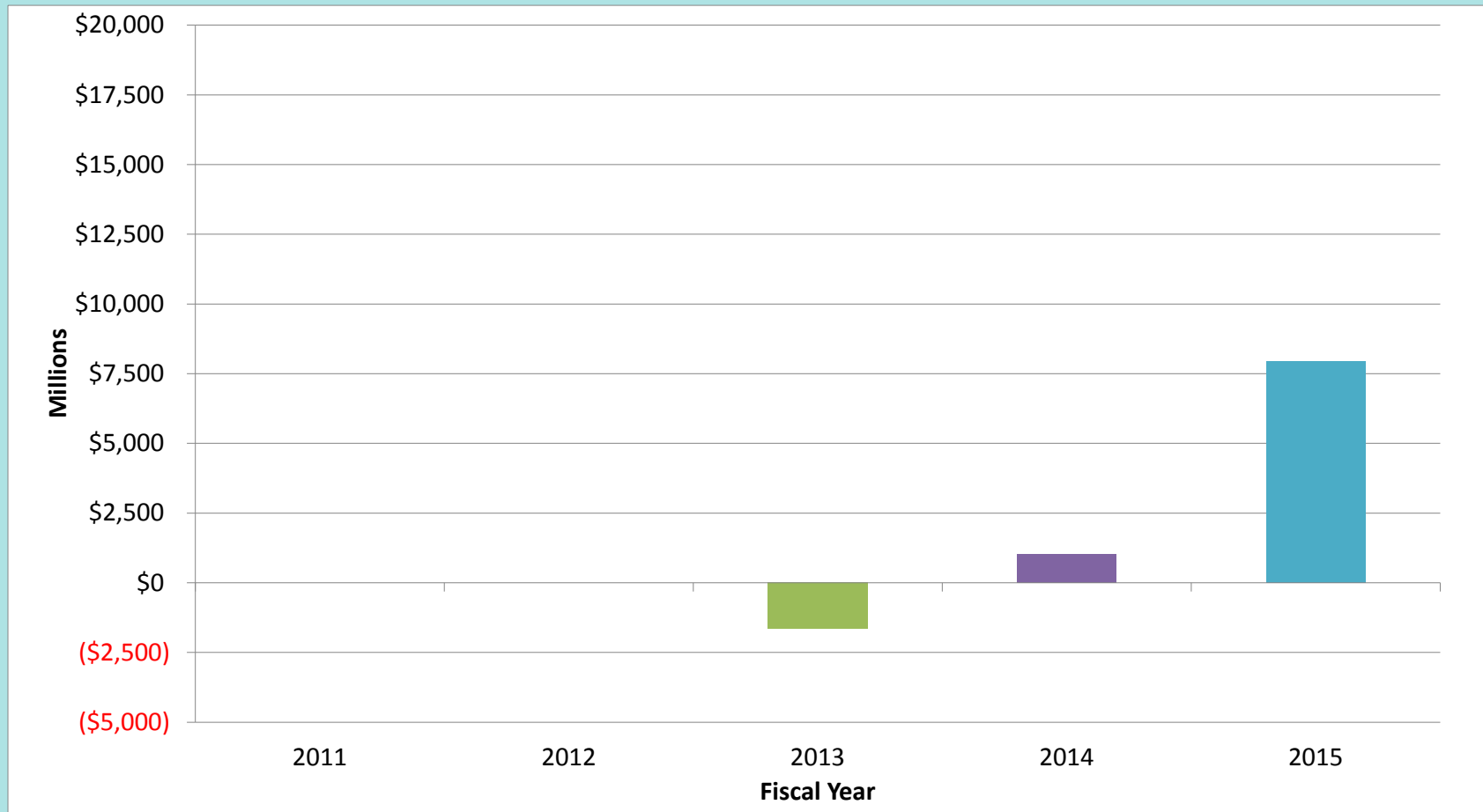
**UNM Health Sciences Center**  
**Metrics - Preliminary and Unaudited**  
**Net Cash Revenues less Net Cash Expenses**  
 (Amounts are in thousands)

**UNM MEDICAL GROUP**



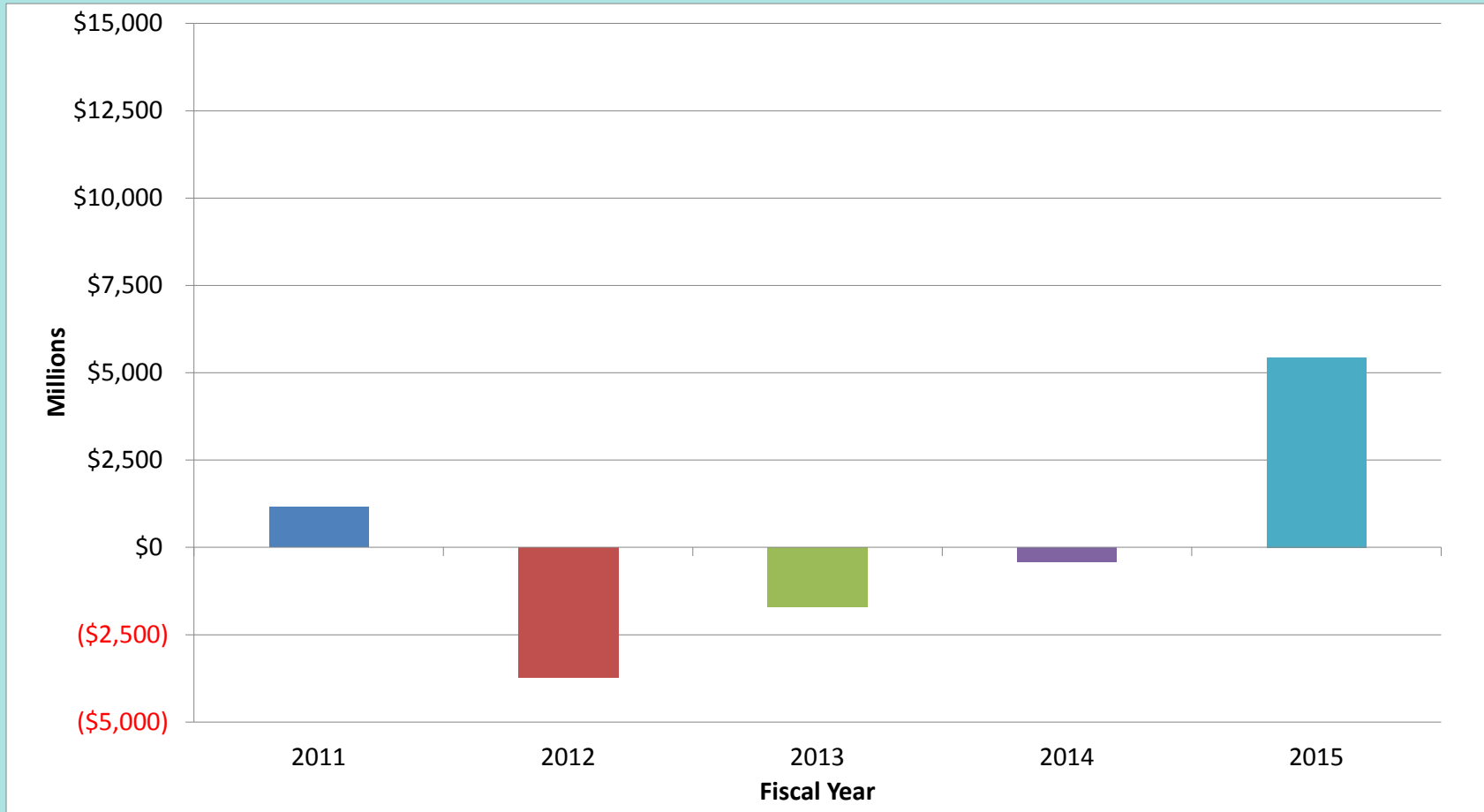
Expected	FY 2011 3rd Quarter	FY 2012 3rd Quarter	FY 2013 3rd Quarter	FY 2014 3rd Quarter	FY 2015 3rd Quarter	FY 2015 May 31st YTD
↑	\$17,435	\$2,632	(\$1,199)	\$5,594	\$5,659	\$6,833

### SANDOVAL REGIONAL MEDICAL CENTER



Expected	FY 2011 3rd Quarter	FY 2012 3rd Quarter	FY 2013 3rd Quarter	FY 2014 3rd Quarter	FY 2015 3rd Quarter	FY 2015 May 31st YTD
↑	N/A	N/A	(\$1,648)	\$1,032	\$7,934	\$10,181

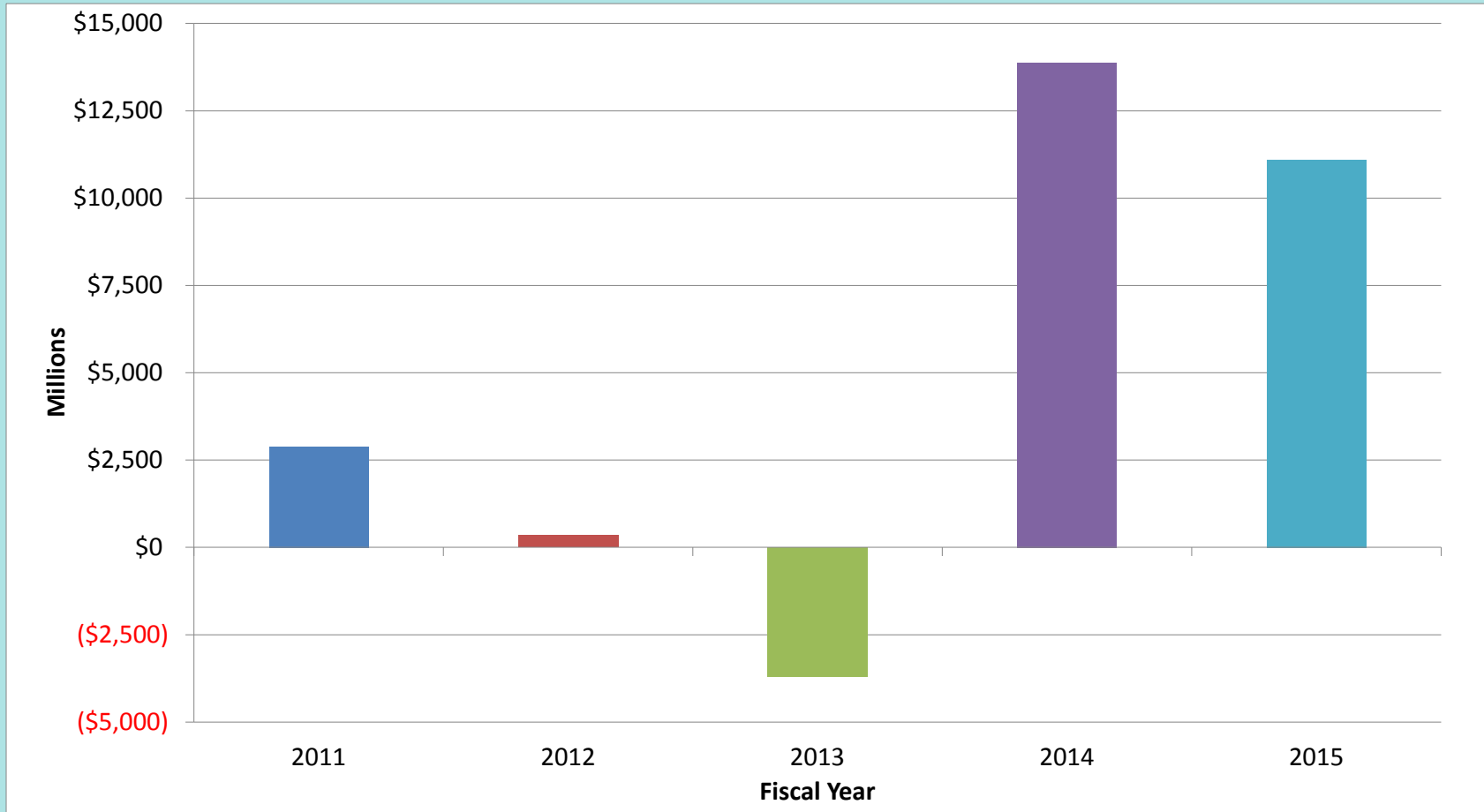
UNIVERSITY HSC



Expected	FY 2011 3rd Quarter	FY 2012 3rd Quarter	FY 2013 3rd Quarter	FY 2014 3rd Quarter	FY 2015 3rd Quarter	FY 2015 May 31st YTD
↑	\$1,150	(\$3,736)	(\$1,717)	(\$413)	\$5,435	\$11,159

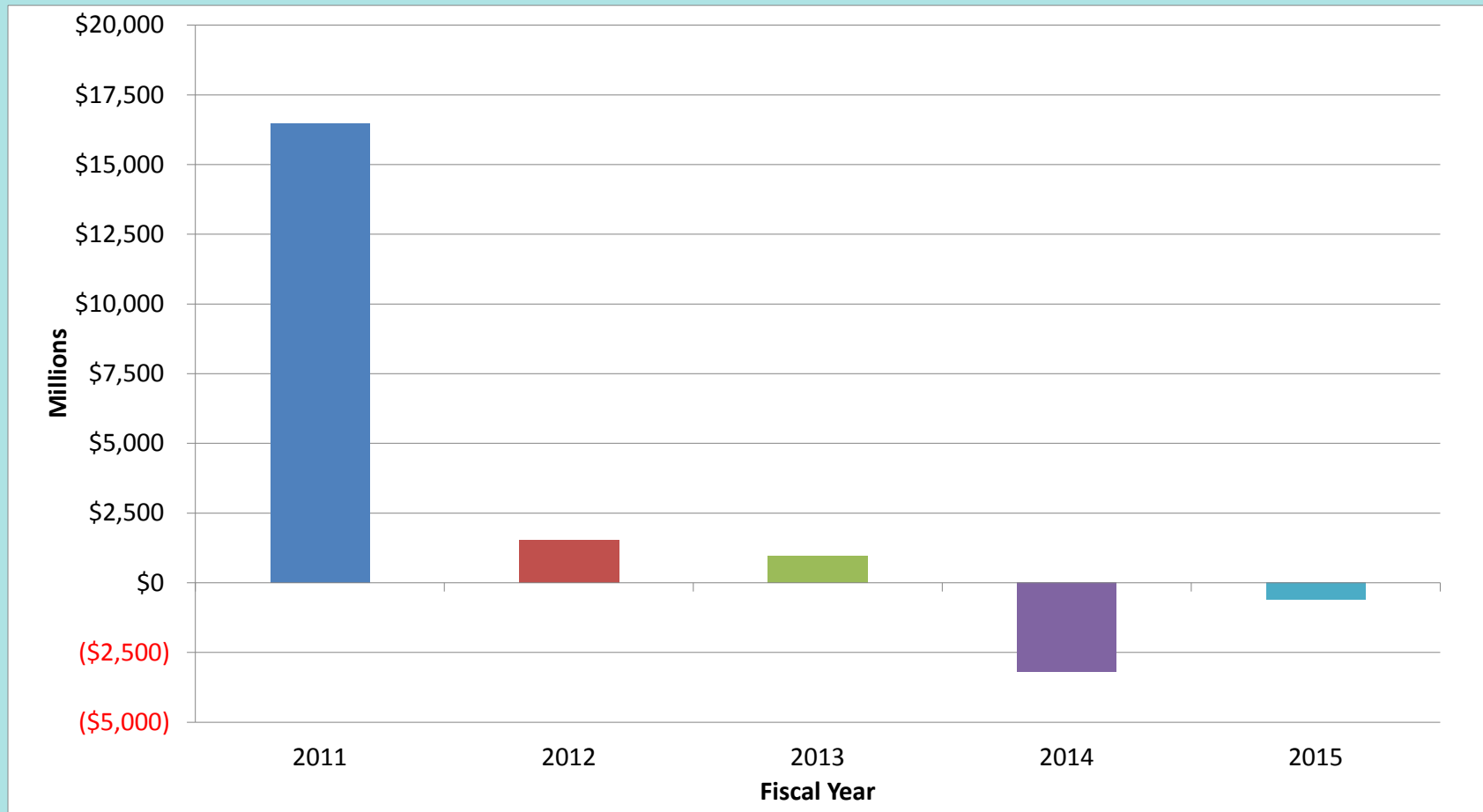
**UNM Health Sciences Center**  
**Metrics - Preliminary and Unaudited**  
**Net Revenue less Expense**  
**(Amounts are in thousands)**

**UNM HOSPITALS**



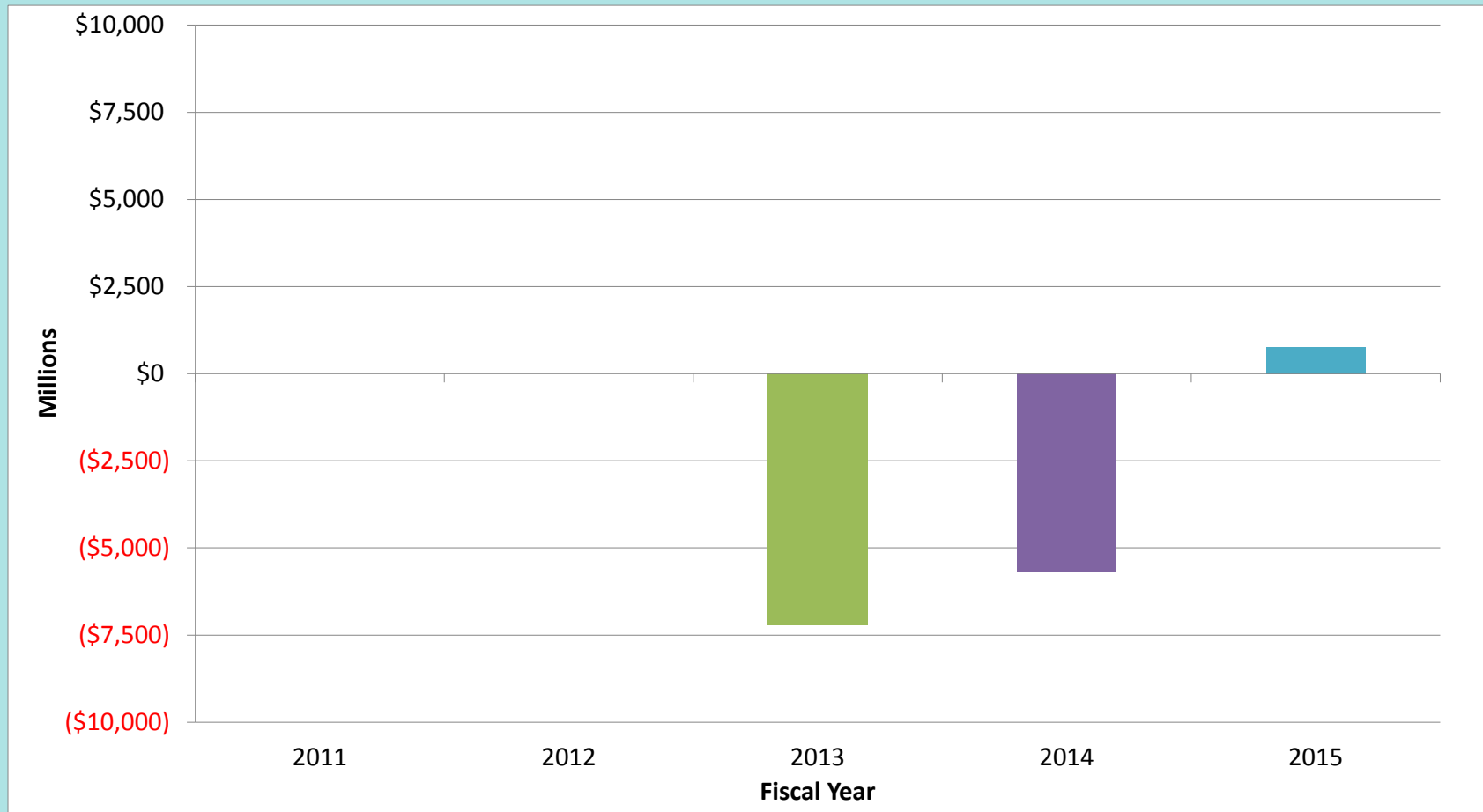
Expected	FY 2011 3rd Quarter	FY 2012 3rd Quarter	FY 2013 3rd Quarter	FY 2014 3rd Quarter	FY 2015 3rd Quarter	FY 2015 May 31st YTD
↑	\$2,882	\$349	(\$3,695)	\$13,878	\$11,096	\$16,026

### UNM MEDICAL GROUP



Expected	FY 2011 3rd Quarter	FY 2012 3rd Quarter	FY 2013 3rd Quarter	FY 2014 3rd Quarter	FY 2015 3rd Quarter	FY 2015 May 31st YTD
↑	\$16,464	\$1,511	\$949	(\$3,198)	(\$609)	\$388

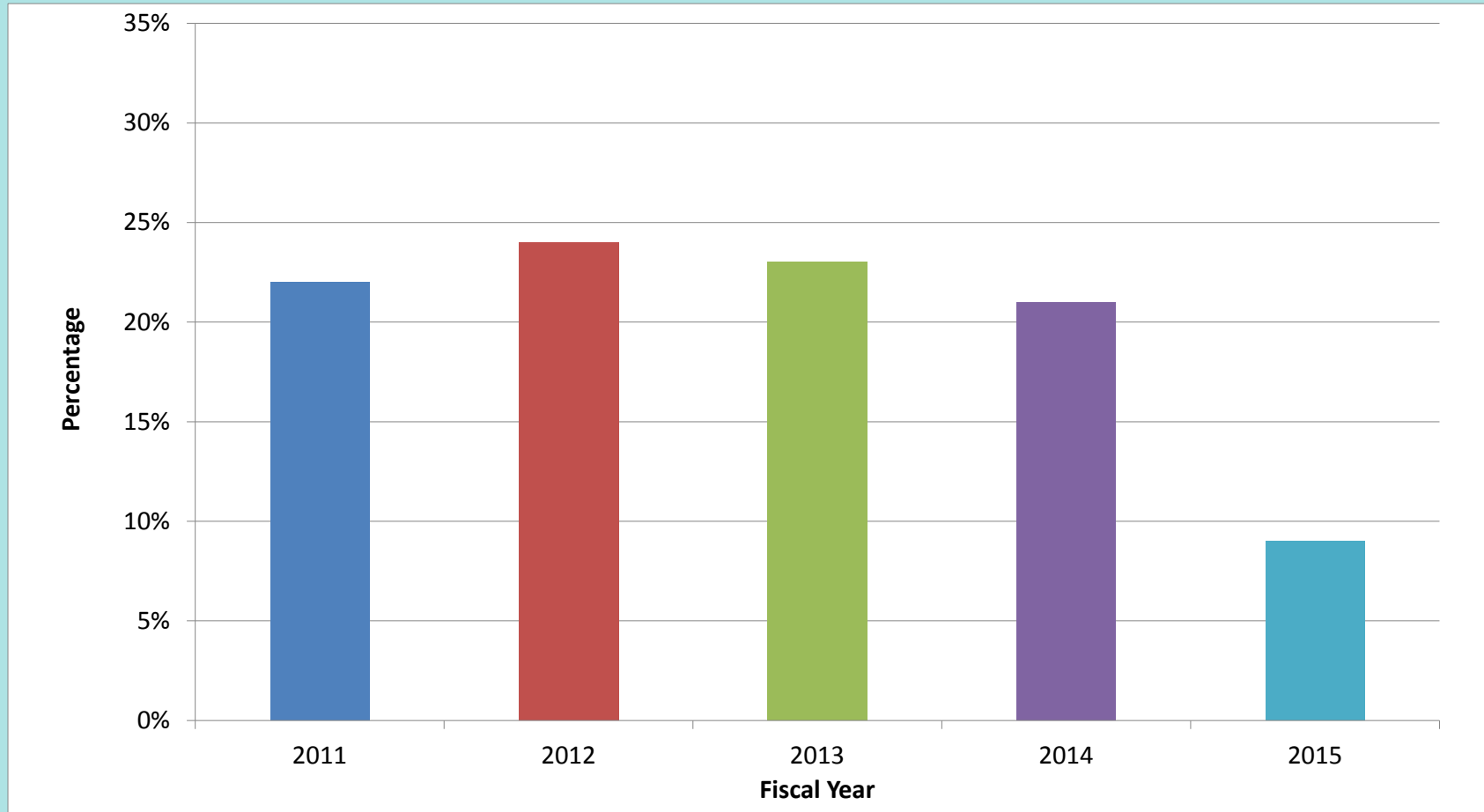
### SANDOVAL REGIONAL MEDICAL CENTER



Expected	FY 2011 3rd Quarter	FY 2012 3rd Quarter	FY 2013 3rd Quarter	FY 2014 3rd Quarter	FY 2015 3rd Quarter	FY 2015 May 31st YTD
↑	N/A	N/A	(\$7,219)	(\$5,686)	\$761	\$1,392

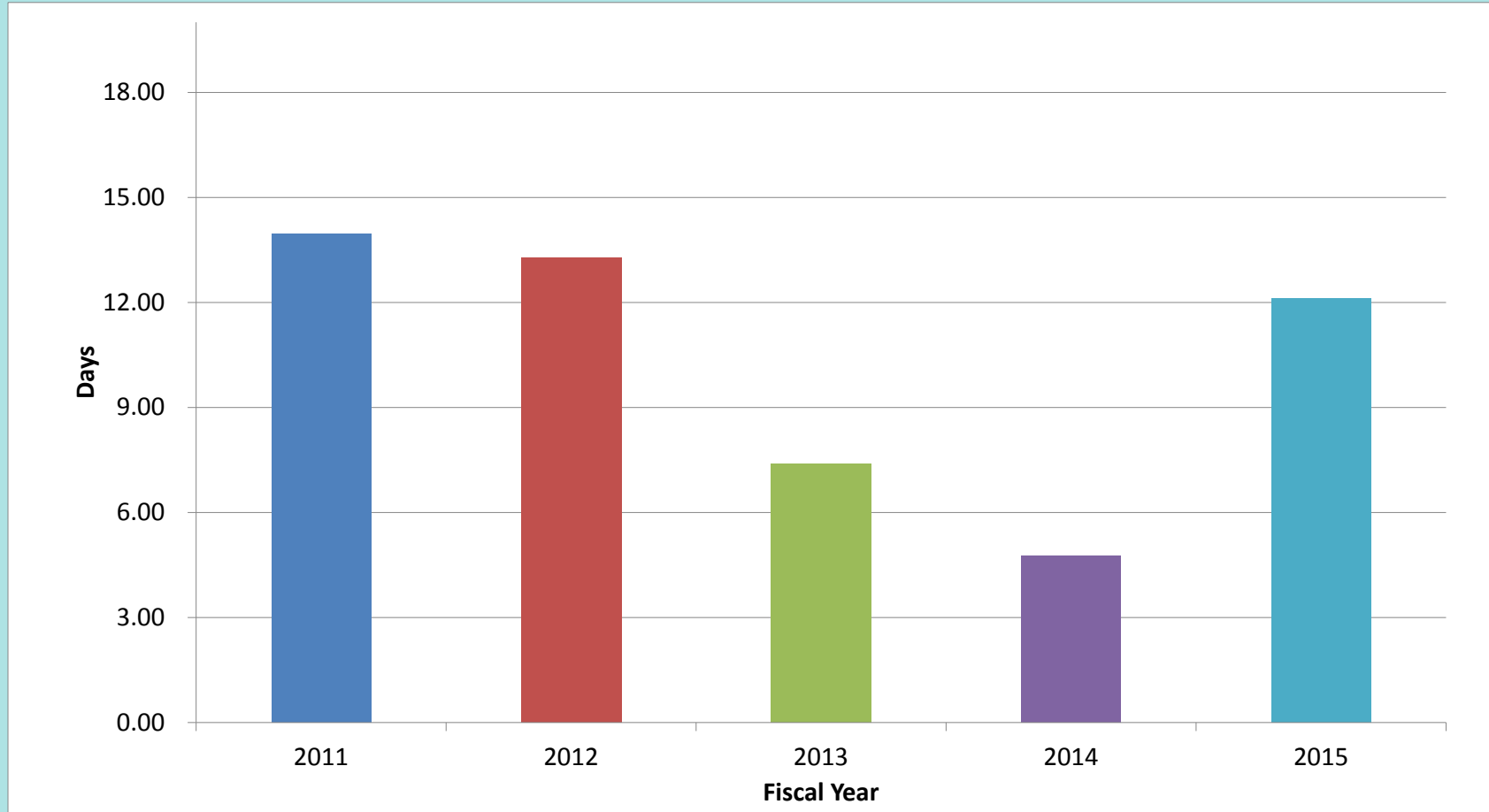


### UNM HEALTH SYSTEM



Expected	FY 2011	FY 2012	FY 2013	FY 2014	FY 2015 3rd Quarter YTD	FY 2015 May 31st YTD
↓	22%	24%	23%	21%	9%	8%

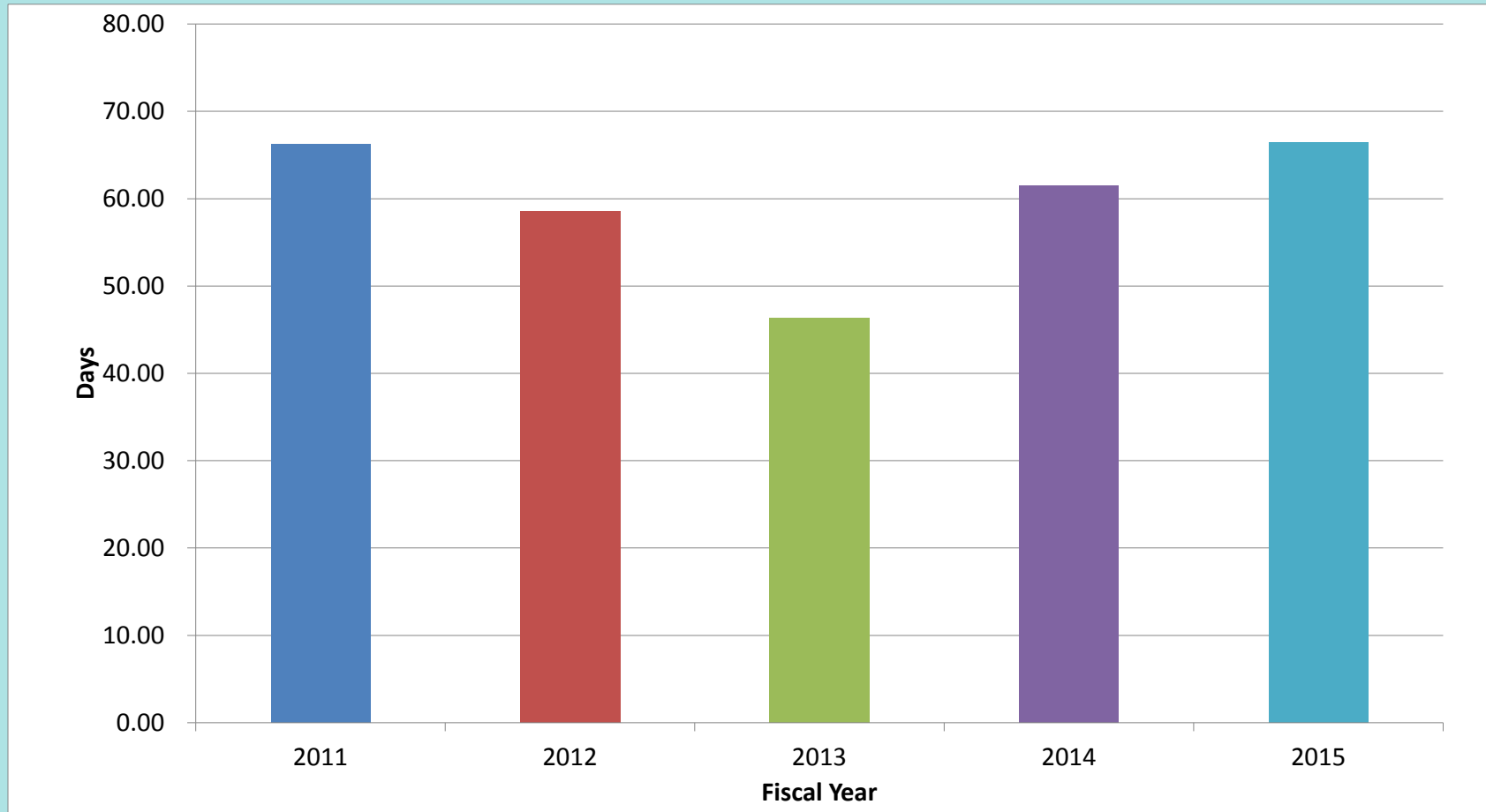
UNIVERSITY HSC



Expected	FY 2011 3rd Quarter	FY 2012 3rd Quarter	FY 2013 3rd Quarter	FY 2014 3rd Quarter	FY 2015 3rd Quarter	FY 2015 May 31st
↑	13.96	13.28	7.39	4.76	12.12	15.77

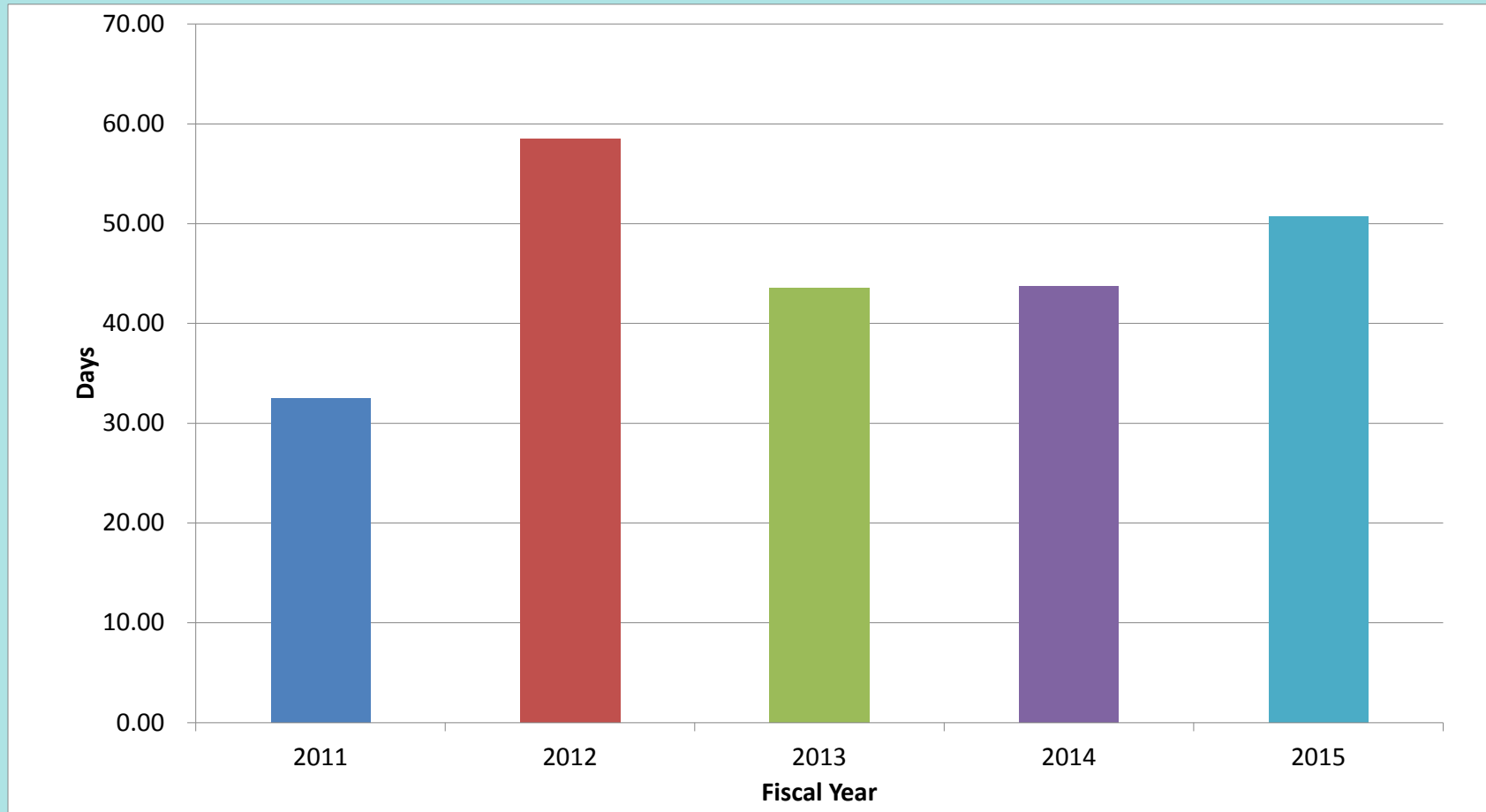
Days of Expense in Discretionary Reserves - Benchmark - 10 Days

### UNM HOSPITALS



Expected	FY 2011 3rd Quarter	FY 2012 3rd Quarter	FY 2013 3rd Quarter	FY 2014 3rd Quarter	FY 2015 3rd Quarter	FY 2015 May 31st
↑	66.20	58.62	46.34	61.52	66.51	63.36

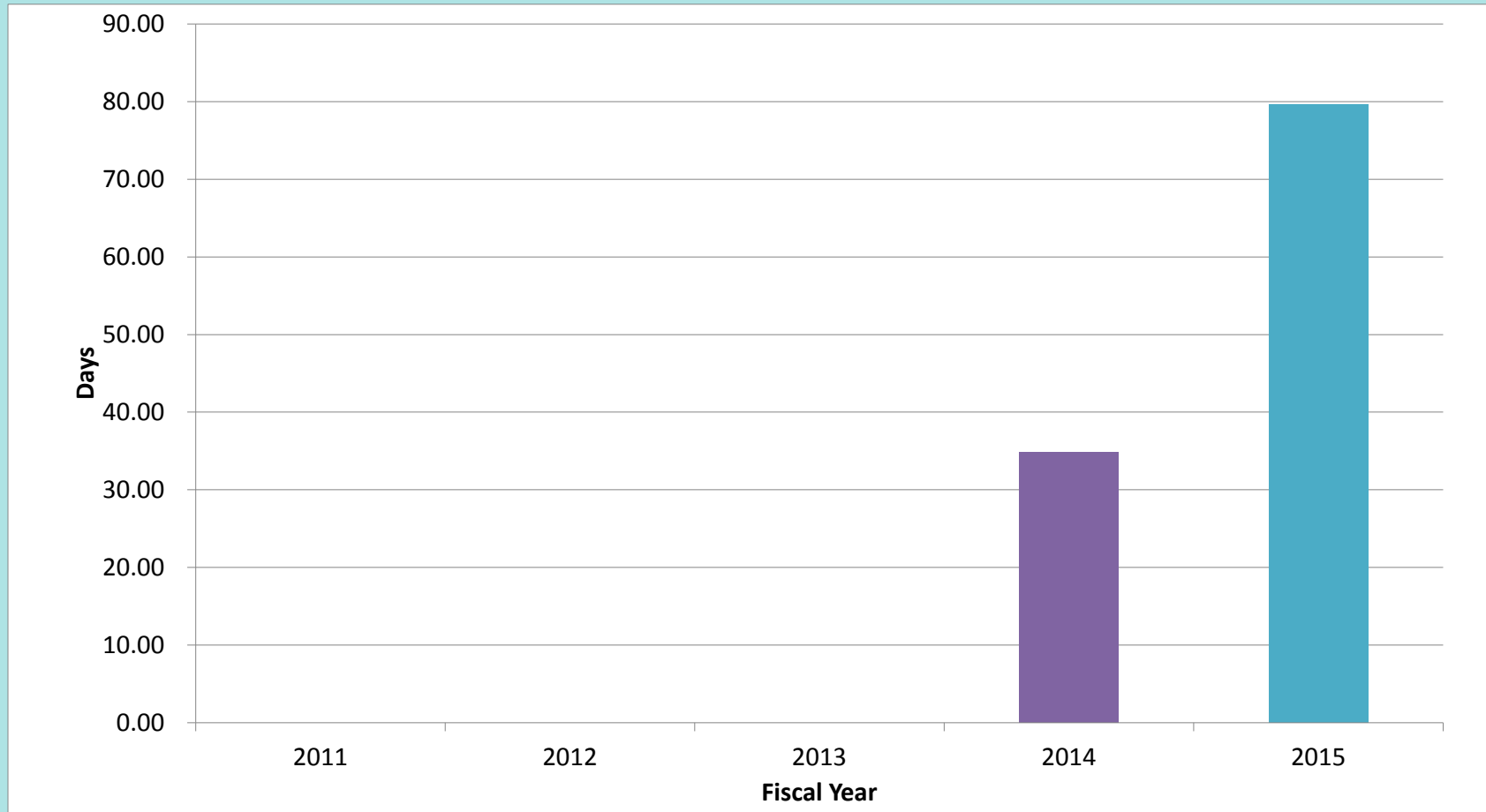
### UNM MEDICAL GROUP



Expected	FY 2011 3rd Quarter	FY 2012 3rd Quarter	FY 2013 3rd Quarter	FY 2014 3rd Quarter	FY 2015 3rd Quarter	FY 2015 May 31st
↑	32.50	58.50	43.58	43.76	50.68	37.82

American College of Medical Practice Executives - Benchmark 30 Days

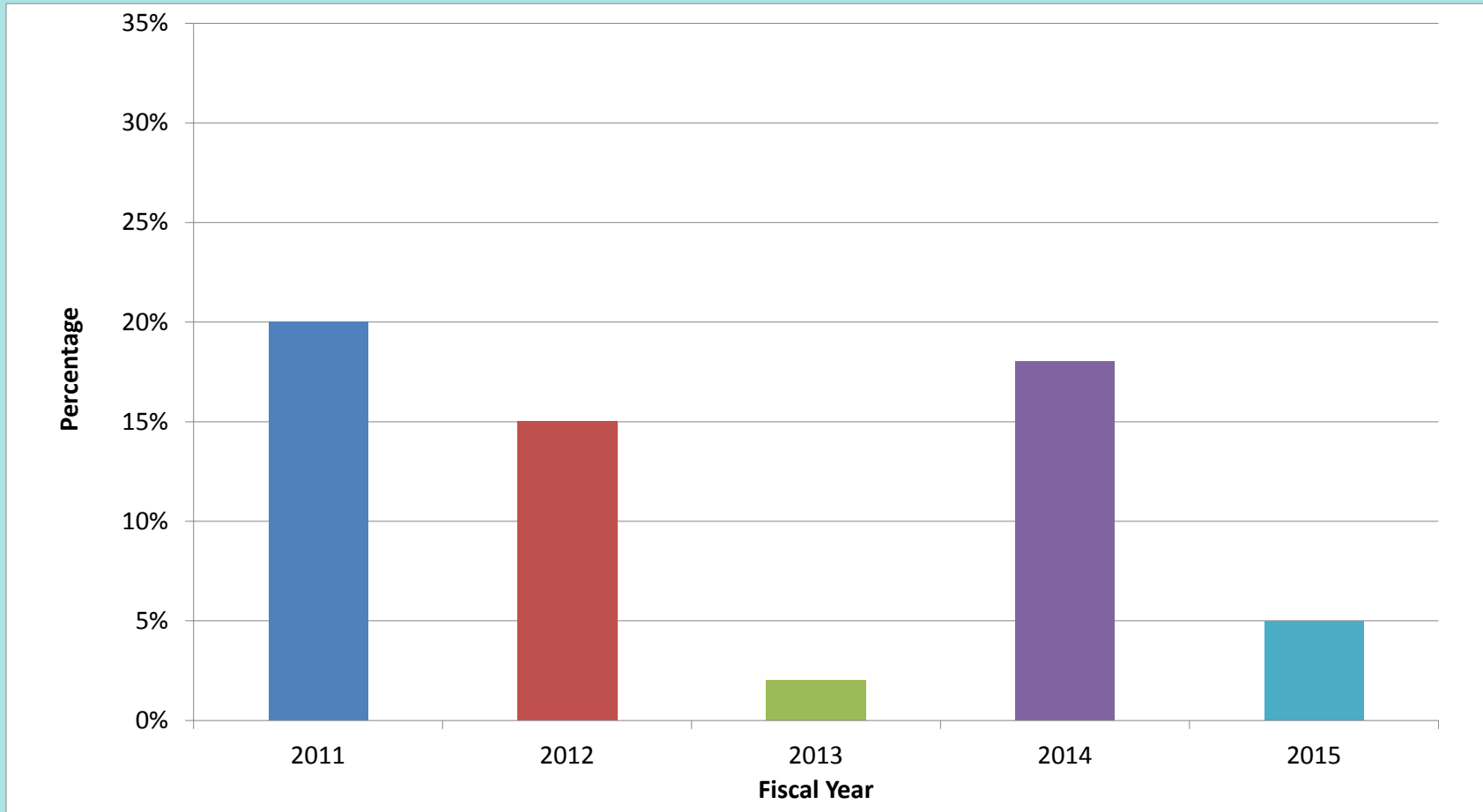
**SANDOVAL REGIONAL MEDICAL CENTER**



Expected	FY 2011 3rd Quarter	FY 2012 3rd Quarter	FY 2013 3rd Quarter	FY 2014 3rd Quarter	FY 2015 3rd Quarter	FY 2015 May 31st
↑	N/A	N/A	N/A	34.90	79.61	88.06

University Health System Consortium - Benchmark 75 Days

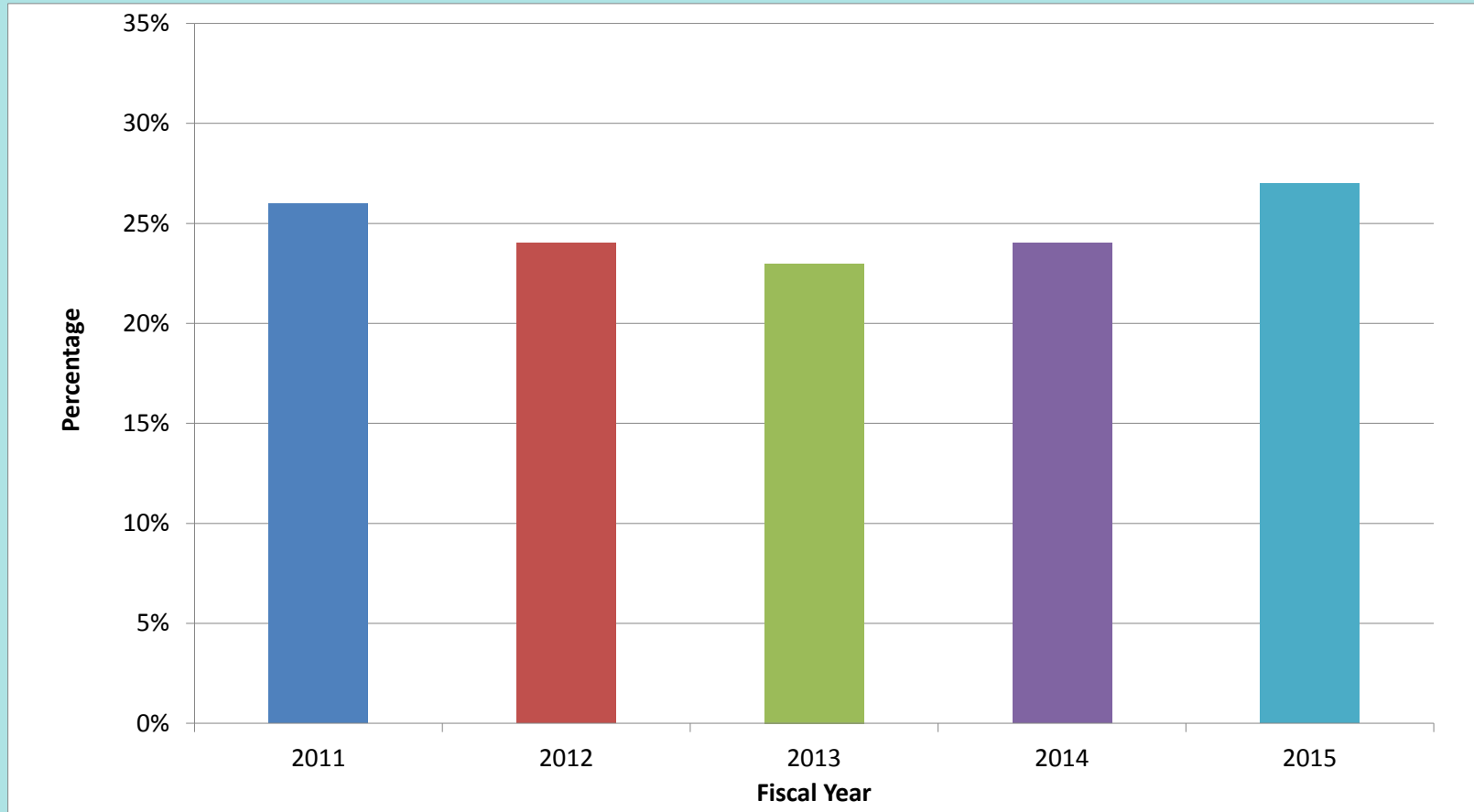
UNIVERSITY HSC



Expected	FY 2011 3rd Quarter	FY 2012 3rd Quarter	FY 2013 3rd Quarter	FY 2014 3rd Quarter	FY 2015 3rd Quarter	FY 2015 May 31st
↓	\$1,160 20%	\$1,615 15%	\$248 2%	\$275 18%	\$108 5%	\$680 21%

**UNM Health Sciences Center**  
**Metrics - Preliminary and Unaudited**  
**Accounts Receivable Greater Than Ninety Days**  
**(Amounts are in thousands)**

**UNM HOSPITALS**

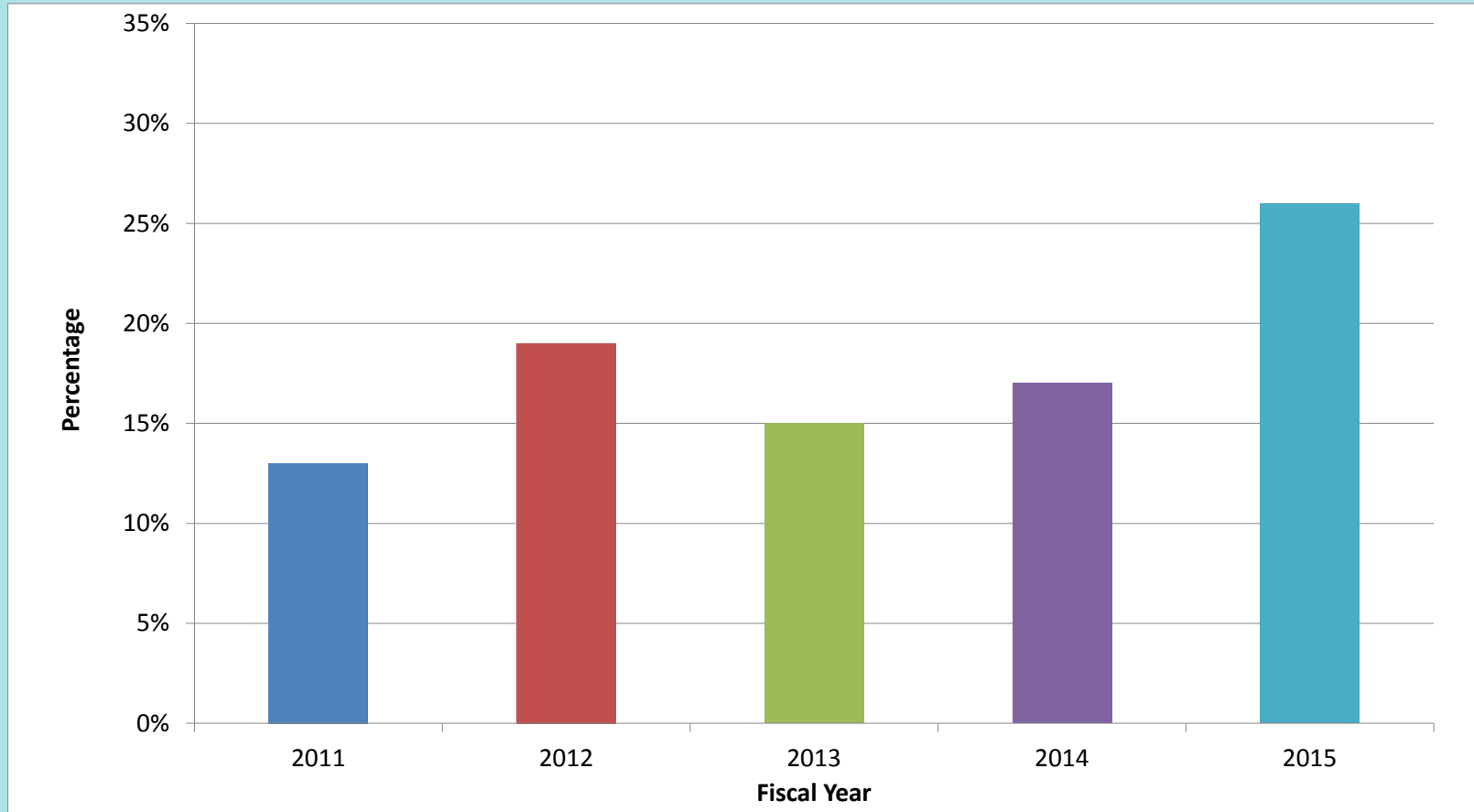


Expected	FY 2011 3rd Quarter	FY 2012 3rd Quarter	FY 2013 3rd Quarter	FY 2014 3rd Quarter	FY 2015 3rd Quarter	FY 2015 May 31st
↓	\$60,776 26%	\$58,369 24%	\$51,080 23%	\$66,130 24%	\$88,419 27%	\$77,076 26%

UNM Hospitals Accounts Receivable Greater Than Ninety Days excludes liens

**UNM Health Sciences Center**  
**Metrics - Preliminary and Unaudited**  
**Accounts Receivable Greater Than Ninety Days**  
**(Amounts are in thousands)**

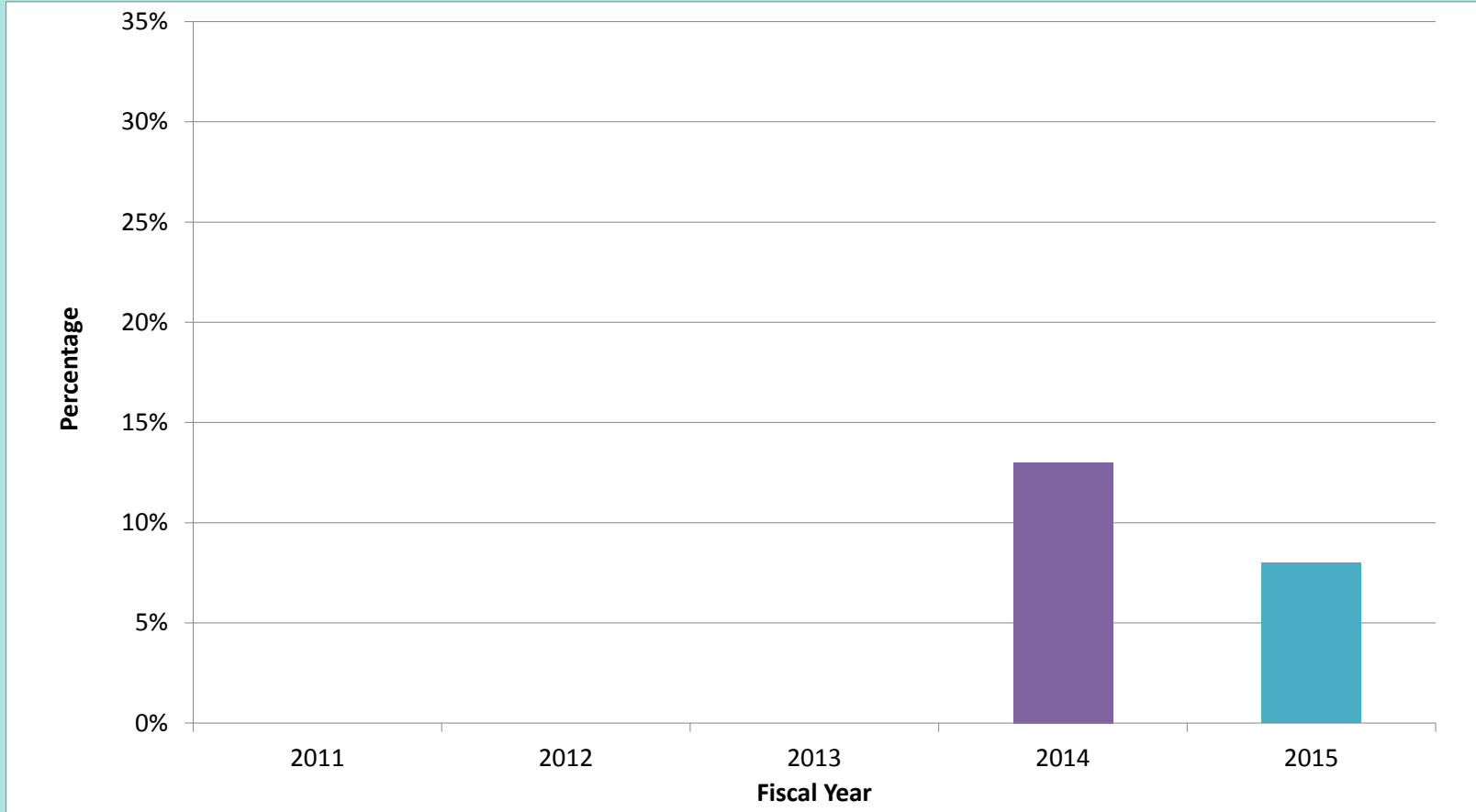
**UNM MEDICAL GROUP**



Expected	FY 2011 3rd Quarter	FY 2012 3rd Quarter	FY 2013 3rd Quarter	FY 2014 3rd Quarter	FY 2015 3rd Quarter	FY 2015 May 31st
↓	\$3,479 13%	\$6,235 19%	\$4,466 15%	\$6,394 17%	\$11,554 26%	\$10,616 24%



**SANDOVAL REGIONAL MEDICAL CENTER**

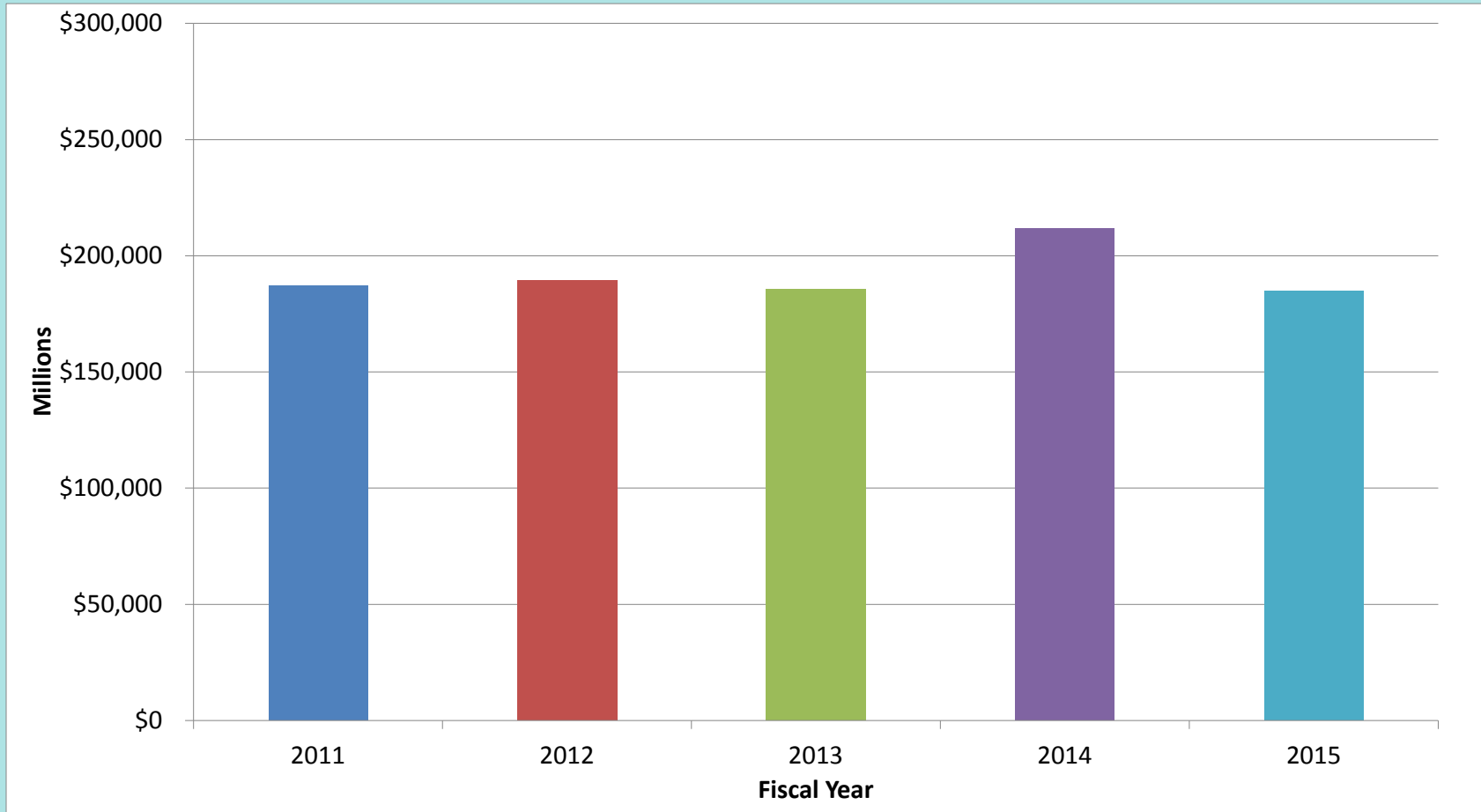


Expected	FY 2011 3rd Quarter	FY 2012 3rd Quarter	FY 2013 3rd Quarter	FY 2014 3rd Quarter	FY 2015 3rd Quarter	FY 2015 May 31st
↓	N/A	N/A	N/A	\$852 13%	\$627 8%	\$639 8%

SRMC Accounts Receivable Greater Than Ninety Days reflects Net Accounts Receivable - all other receivables are shown at Gross

**UNM Health Sciences Center**  
**Metrics - Preliminary and Unaudited**  
**Proposals Submitted**  
 (Amounts are in thousands)

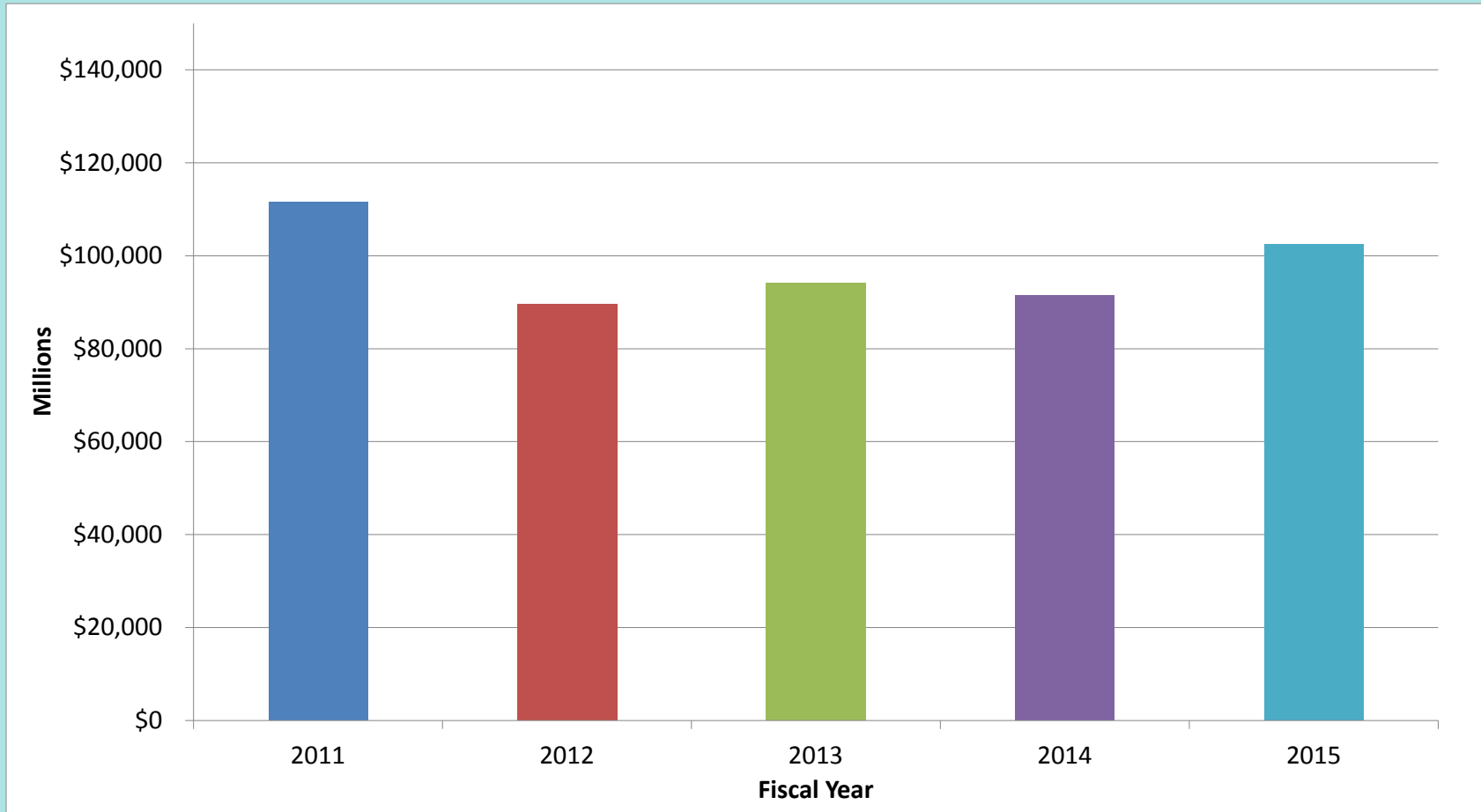
**UNIVERSITY HSC**



Expected	FY 2011 3rd Quarter	FY 2012 3rd Quarter	FY 2013 3rd Quarter	FY 2014 3rd Quarter	FY 2015 3rd Quarter	FY 2015 May 31st YTD
↑	\$186,997	\$189,292	\$185,768	\$211,684	\$184,927	\$245,714

**UNM Health Sciences Center**  
**Metrics - Preliminary and Unaudited**  
**Awards**  
 (Amounts are in thousands)

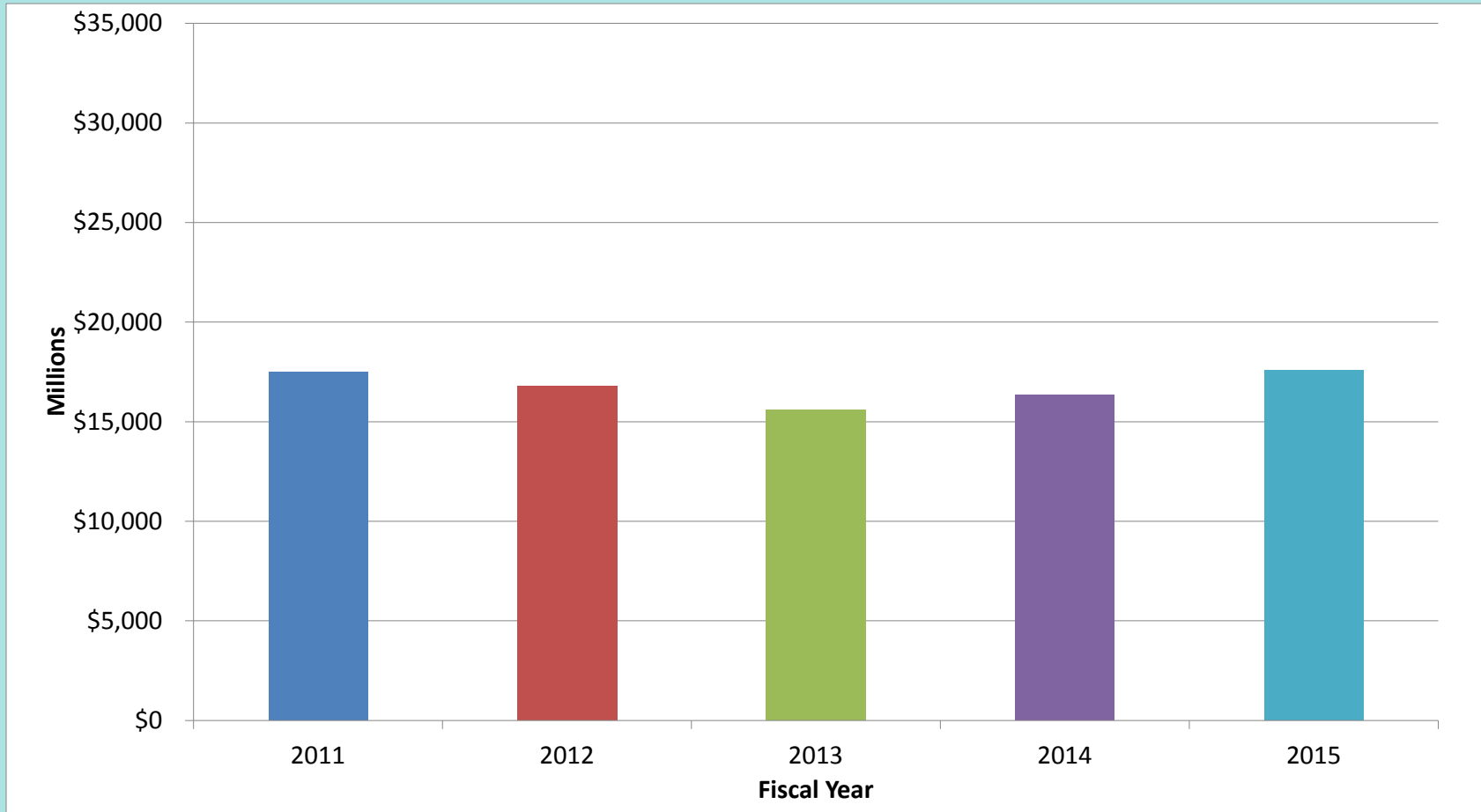
**UNIVERSITY HSC**



Expected	FY 2011 3rd Quarter	FY 2012 3rd Quarter	FY 2013 3rd Quarter	FY 2014 3rd Quarter	FY 2015 3rd Quarter	FY 2015 May 31st YTD
↑	\$111,526	\$89,579	\$94,171	\$91,447	\$102,411	\$127,315

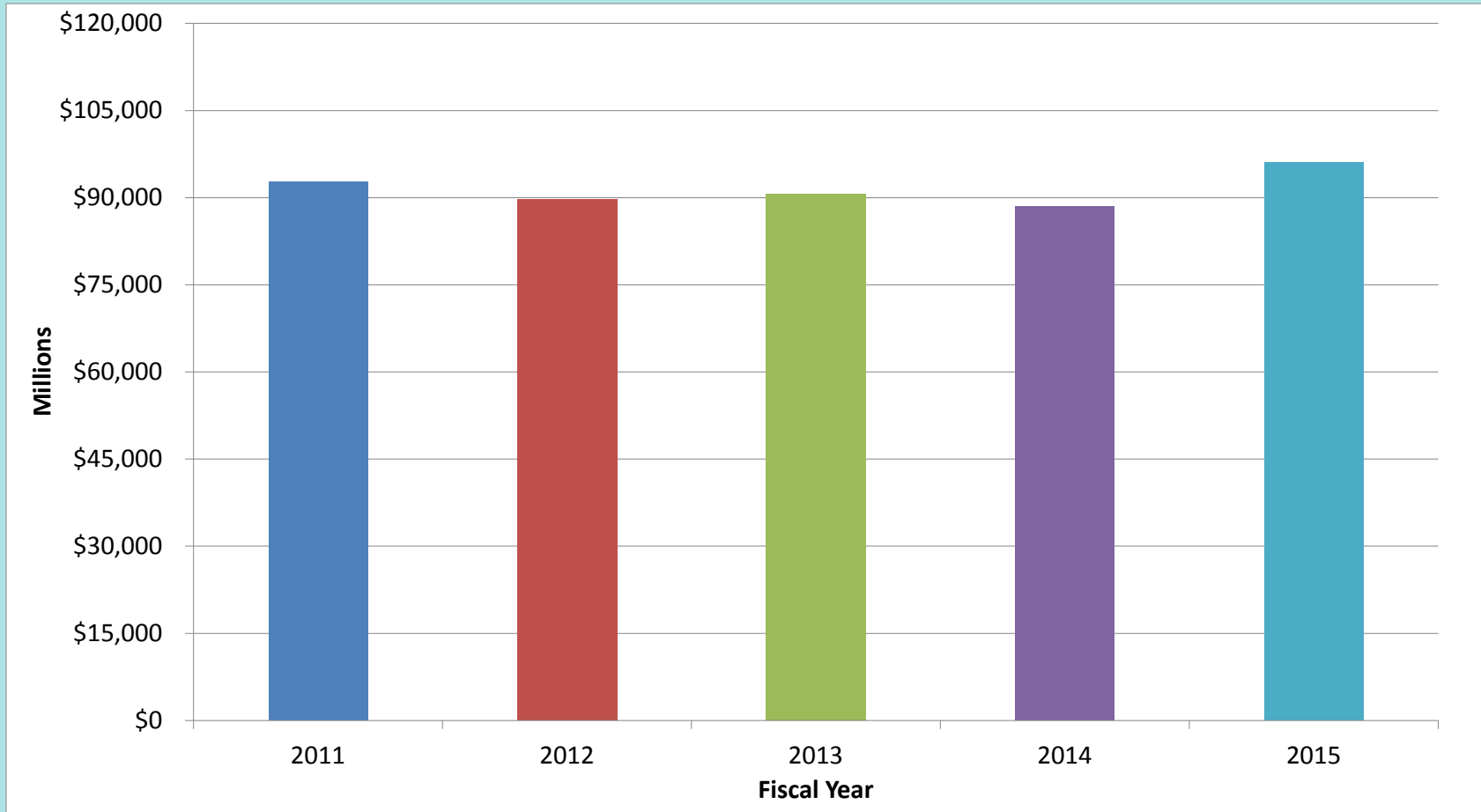
**UNM Health Sciences Center**  
**Metrics - Preliminary and Unaudited**  
**Earned F&A**  
 (Amounts are in thousands)

**UNIVERSITY HSC**



Expected	FY 2011 3rd Quarter	FY 2012 3rd Quarter	FY 2013 3rd Quarter	FY 2014 3rd Quarter	FY 2015 3rd Quarter	FY 2015 May 31st YTD
↑	\$17,506	\$16,770	\$15,568	\$16,338	\$17,574	\$21,720

UNIVERSITY HSC



Expected	FY 2011 3rd Quarter	FY 2012 3rd Quarter	FY 2013 3rd Quarter	FY 2014 3rd Quarter	FY 2015 3rd Quarter	FY 2015 May 31st YTD
↑	\$92,694	\$89,619	\$90,558	\$88,518	\$96,042	\$118,983

Includes Cost Share, Program Income and F&A Expense



**UNIVERSITY OF NEW MEXICO HEALTH SCIENCES CENTER - University HSC Only\***  
**2015 Fiscal Year-to-Date Summary through May 31, 2015 (Preliminary and Unaudited)**  
(In thousands)

\* UNIVERSITY HSC ONLY INCLUDES: SOM, CON, COP, HSLIC, ADMIN, RESEARCH

	University HSC FY 2015 Revised Budget 3/31/2015	University HSC FY 2015 YTD 5/31/2015 Actual	University HSC FY 2014 Year End Actual	University HSC FY 2015 YTD Actual to FY 2015 Re-forecasted Budget Benchmark Rate (92%)	University HSC FY 2015 YTD Actual to FY 2014 Year End Actual Benchmark Rate (92%)
1 UNM MEDICAL GROUP REVENUES	122,961	113,267	106,236	92%	107%
2 UNM HOSPITALS REVENUES	132,642	124,879	126,718	94%	99%
3 SRMC REVENUES	20,387	17,857	15,912	88%	112%
4 TUITION AND FEES	15,173	15,686	14,806	103%	106%
5 CIGARETTE TAX APPROPRIATIONS	3,949	3,637	3,932	92%	92%
6 RPSP APPROPRIATIONS	19,689	18,049	17,902	92%	101%
7 I&G APPROPRIATIONS	64,907	59,498	61,566	92%	97%
8 I&G MAIN CAMPUS TRANSFERS	19,900	18,267	18,518	92%	99%
9 F&A REVENUES (OH RETURN)	23,500	21,720	22,595	92%	96%
10 HSC/UNM INTERNAL TRANSFERS	(4,871)	(6,148)	(6,229)	126%	99%
11 MILL LEVY	0	0	0	N/A	N/A
12 OTHER REVENUES	35,538	28,806	24,550	81%	117%
13 CONTRACT AND GRANT REVENUES	134,174	126,873	132,502	95%	96%
<b>TOTAL REVENUES</b>	<b>587,949</b>	<b>542,391</b>	<b>539,008</b>	<b>92%</b>	<b>101%</b>
14 TOTAL COMPENSATION EXPENSES	361,842	333,227	337,729	92%	99%
15 SUPPLIES/MEDICAL SUPPLIES	14,032	11,096	11,916	79%	93%
16 UNIVERSITY CLINICIANS PROGRAM	0	0	0	N/A	N/A
17 HOUSESTAFF	0	0	0	N/A	N/A
18 TRAVEL	6,288	4,556	4,700	72%	97%
19 STUDENT COSTS	4,291	2,827	2,422	66%	117%
20 PATIENT CARE COSTS	1,330	1,111	1,431	84%	78%
21 TELEPHONE/COMMUNICATION COSTS	2,277	2,084	2,257	92%	92%
22 PURCHASED SERVICES	35,490	30,538	26,891	86%	114%
23 OTHER MEDICAL SERVICES	0	0	0	N/A	N/A
24 SUB AWARDS/SERVICE CONTRACTS	988	1,224	1,134	124%	108%
25 O&M & LEASES	7,467	6,208	7,461	83%	83%
26 UTILITIES	4,966	4,719	4,801	95%	98%
27 DEPRECIATION	0	0	0	N/A	N/A
28 INTEREST EXPENSE	2,284	2,084	2,169	91%	96%
29 OTHER EXPENSES	9,043	2,275	2,958	25%	77%
30 CONTRACT AND GRANT EXPENSES	130,054	118,983	124,136	91%	96%
<b>TOTAL EXPENSES</b>	<b>580,352</b>	<b>520,932</b>	<b>530,005</b>	<b>90%</b>	<b>98%</b>
<b>OPERATING NET MARGIN</b>	<b>7,597</b>	<b>21,459</b>	<b>9,003</b>		
<b>NON-RECURRING ITEMS</b>					
31 CAPITAL EXPENDITURES	2,865	1,270	2,030	44%	63%
32 MEANINGFUL USE REVENUE	0	0	0	N/A	N/A
33 RETURN ON INVESTMENT - TRIWEST	0	0	0	N/A	N/A
34 USE OF UNMMG RESERVES	0	0	0	N/A	N/A
35 RECRUITMENT/STARTUP/SCHOLARSHIPS	1,908	1,756	6,225	92%	28%
36 NON-RECURRING TRANSFERS	4,867	7,274	4,440	149%	164%
<b>TOTAL NON-RECURRING ITEMS</b>	<b>9,640</b>	<b>10,300</b>	<b>12,695</b>	<b>107%</b>	<b>81%</b>
<b>NET INCOME/(USE OF RESERVES)</b>	<b>(2,043)</b>	<b>11,159</b>	<b>(3,692)</b>		



**UNIVERSITY OF NEW MEXICO HEALTH SCIENCES CENTER - UNM Hospitals Only**  
**2015 Fiscal Year-to-Date Summary through May 31, 2015 (Preliminary and Unaudited)**  
(In thousands)

Clinical Operations

	UNM Hospitals FY 2015 Revised Budget 3/31/2015	UNM Hospitals FY 2015 YTD 5/31/2015 Actual	UNM Hospitals FY 2014 Year End Actual	UNM Hospitals FY 2015 YTD Actual to FY 2015 Re-Forecasted Budget Benchmark Rate (92%)	UNM Hospitals FY 2015 YTD Actual to FY 2014 Year End Actual Benchmark Rate (92%)
1 UNM MEDICAL GROUP REVENUES	0	0	0	N/A	N/A
2 UNM HOSPITALS REVENUES	836,613	799,225	709,438	96%	113%
3 SRMC REVENUES	0	0	0	N/A	N/A
4 TUITION AND FEES	0	0	0	N/A	N/A
5 CIGARETTE TAX APPROPRIATIONS	0	0	0	N/A	N/A
6 RPSP APPROPRIATIONS	13,117	12,024	12,520	92%	96%
7 I&G APPROPRIATIONS	0	0	0	N/A	N/A
8 I&G MAIN CAMPUS TRANSFERS	0	0	0	N/A	N/A
9 F&A REVENUES (OH RETURN)	0	0	0	N/A	N/A
10 HSC/UNM INTERNAL TRANSFERS	0	0	0	N/A	N/A
11 MILL LEVY	92,780	85,048	92,020	92%	92%
12 OTHER REVENUES	27,313	25,979	23,062	95%	113%
13 CONTRACT AND GRANT REVENUES	3,083	3,036	3,569	98%	85%
<b>TOTAL REVENUES</b>	<b>972,906</b>	<b>925,312</b>	<b>840,609</b>	<b>95%</b>	<b>110%</b>
14 TOTAL COMPENSATION EXPENSES	457,179	399,397	408,780	87%	98%
15 SUPPLIES/MEDICAL SUPPLIES	151,215	138,547	141,923	92%	98%
16 UNIVERSITY CLINICIANS PROGRAM	69,553	66,707	59,387	96%	112%
17 HOUSESTAFF	28,084	25,966	25,934	92%	100%
18 TRAVEL	636	591	691	93%	86%
19 STUDENT COSTS	0	0	0	N/A	N/A
20 PATIENT CARE COSTS	36,960	33,376	46,357	90%	72%
21 TELEPHONE/COMMUNICATION COSTS	3,847	3,468	3,598	90%	96%
22 PURCHASED SERVICES	51,210	43,994	33,106	86%	133%
23 OTHER MEDICAL SERVICES	33,904	32,539	27,692	96%	118%
24 SUB AWARDS/SERVICE CONTRACTS	9,772	9,036	9,322	92%	97%
25 O&M & LEASES	18,572	16,072	16,498	87%	97%
26 UTILITIES	6,738	6,152	6,316	91%	97%
27 DEPRECIATION	33,069	31,004	31,831	94%	97%
28 INTEREST EXPENSE	7,375	6,899	7,567	94%	91%
29 OTHER EXPENSES	32,572	31,228	26,478	96%	118%
30 CONTRACT AND GRANT EXPENSES	0	0	0	N/A	N/A
<b>TOTAL EXPENSES</b>	<b>940,686</b>	<b>844,976</b>	<b>845,480</b>	<b>90%</b>	<b>100%</b>
<b>OPERATING NET MARGIN</b>	<b>32,220</b>	<b>80,336</b>	<b>(4,871)</b>		
<b>NON-RECURRING ITEMS</b>					
31 CAPITAL EXPENDITURES	37,360	78,482	26,000	210%	302%
32 MEANINGFUL USE REVENUE	0	0	0	N/A	N/A
33 RETURN ON INVESTMENT - TRIWEST	(12,030)	(14,172)	(39,873)	118%	36%
34 USE OF UNMMG RESERVES	0	0	0	N/A	N/A
35 RECRUITMENT/STARTUP/SCHOLARSHIPS	0	0	0	N/A	N/A
36 NON-RECURRING TRANSFERS	0	0	0	N/A	N/A
<b>TOTAL NON-RECURRING ITEMS</b>	<b>25,330</b>	<b>64,310</b>	<b>(13,873)</b>	<b>254%</b>	<b>-464%</b>
<b>NET INCOME/(USE OF RESERVES)</b>	<b>6,890</b>	<b>16,026</b>	<b>9,002</b>		



**UNIVERSITY OF NEW MEXICO HEALTH SCIENCES CENTER - UNMMG Only**  
**2015 Fiscal Year-to-Date Summary through May 31, 2015 (Preliminary and Unaudited)**  
(In thousands)

Clinical Operations

	UNMMG FY 2015 Revised Budget 3/31/2015	UNMMG FY 2015 YTD 5/31/2015 Actual	UNMMG FY 2014 Year End Actual	UNMMG FY 2015 YTD Actual to FY 2015 Re-Forecasted Budget Benchmark Rate (92%)	UNMMG FY 2015 YTD Actual to FY 2014 Year End Actual Benchmark Rate (92%)
1 UNM MEDICAL GROUP REVENUES	184,416	171,357	162,835	93%	105%
2 UNM HOSPITALS REVENUES	0	0	0	N/A	N/A
3 SRMC REVENUES	0	0	0	N/A	N/A
4 TUITION AND FEES	0	0	0	N/A	N/A
5 CIGARETTE TAX APPROPRIATIONS	0	0	0	N/A	N/A
6 RPSP APPROPRIATIONS	813	745	815	92%	91%
7 I&G APPROPRIATIONS	0	0	0	N/A	N/A
8 I&G MAIN CAMPUS TRANSFERS	0	0	0	N/A	N/A
9 F&A REVENUES (OH RETURN)	0	0	0	N/A	N/A
10 HSC/UNM INTERNAL TRANSFERS	0	0	0	N/A	N/A
11 MILL LEVY	0	0	0	N/A	N/A
12 OTHER REVENUES	8,301	9,883	3,546	119%	279%
13 CONTRACT AND GRANT REVENUES	0	0	0	N/A	N/A
<b>TOTAL REVENUES</b>	<b>193,530</b>	<b>181,985</b>	<b>167,196</b>	<b>94%</b>	<b>109%</b>
14 TOTAL COMPENSATION EXPENSES	17,817	16,056	15,533	90%	103%
15 SUPPLIES/MEDICAL SUPPLIES	0	0	0	N/A	N/A
16 UNIVERSITY CLINICIANS PROGRAM	0	0	0	N/A	N/A
17 HOUSESTAFF	0	0	0	N/A	N/A
18 TRAVEL	0	0	0	N/A	N/A
19 STUDENT COSTS	0	0	0	N/A	N/A
20 PATIENT CARE COSTS	23,360	22,602	19,065	97%	119%
21 TELEPHONE/COMMUNICATION COSTS	0	0	0	N/A	N/A
22 PURCHASED SERVICES	139,595	129,966	115,568	93%	112%
23 OTHER MEDICAL SERVICES	0	0	0	N/A	N/A
24 SUB AWARDS/SERVICE CONTRACTS	0	0	0	N/A	N/A
25 O&M & LEASES	484	444	429	92%	103%
26 UTILITIES	0	0	0	N/A	N/A
27 DEPRECIATION	404	381	393	94%	97%
28 INTEREST EXPENSE	0	0	0	N/A	N/A
29 OTHER EXPENSES	7,252	6,084	5,614	84%	108%
30 CONTRACT AND GRANT EXPENSES	0	0	0	N/A	N/A
<b>TOTAL EXPENSES</b>	<b>188,912</b>	<b>175,533</b>	<b>156,602</b>	<b>93%</b>	<b>112%</b>
<b>OPERATING NET MARGIN</b>	<b>4,618</b>	<b>6,452</b>	<b>10,594</b>		
<b>NON-RECURRING ITEMS</b>					
31 CAPITAL EXPENDITURES	0	0	0	N/A	N/A
32 MEANINGFUL USE REVENUE	0	55	(120)	N/A	-46%
33 RETURN ON INVESTMENT - TRIWEST	0	0	0	N/A	N/A
34 USE OF UNMMG RESERVES	6,903	6,009	11,455	87%	52%
35 RECRUITMENT/STARTUP/SCHOLARSHIPS	0	0	0	N/A	N/A
36 NON-RECURRING TRANSFERS	0	0	0	N/A	N/A
<b>TOTAL NON-RECURRING ITEMS</b>	<b>6,903</b>	<b>6,064</b>	<b>11,335</b>	<b>88%</b>	<b>53%</b>
<b>NET INCOME/(USE OF RESERVES)</b>	<b>(2,285)</b>	<b>388</b>	<b>(741)</b>		





**UNIVERSITY OF NEW MEXICO HEALTH SCIENCES CENTER - SRMC Only**  
**2015 Fiscal Year-to-Date Summary through May 31, 2015 (Preliminary and Unaudited)**  
(In thousands)

Clinical Operations

	SRMC FY 2015 Revised Budget 3/31/2015	SRMC FY 2015 YTD 5/31/2015 Actual	SRMC FY 2014 Year End Actual	SRMC FY 2015 YTD Actual to FY 2015 Re-Forecasted Budget Benchmark Rate (92%)	SRMC FY 2015 YTD Actual to FY 2014 Year End Actual Benchmark Rate (92%)
1 UNM MEDICAL GROUP REVENUES	0	0	0	N/A	N/A
2 UNM HOSPITALS REVENUES	0	0	0	N/A	N/A
3 SRMC REVENUES	71,912	66,258	53,651	92%	123%
4 TUITION AND FEES	0	0	0	N/A	N/A
5 CIGARETTE TAX APPROPRIATIONS	0	0	0	N/A	N/A
6 RPSP APPROPRIATIONS	0	0	0	N/A	N/A
7 I&G APPROPRIATIONS	0	0	0	N/A	N/A
8 I&G MAIN CAMPUS TRANSFERS	0	0	0	N/A	N/A
9 F&A REVENUES (OH RETURN)	0	0	0	N/A	N/A
10 HSC/UNM INTERNAL TRANSFERS	0	0	0	N/A	N/A
11 MILL LEVY	5,997	5,376	7,983	90%	67%
12 OTHER REVENUES	502	426	441	85%	97%
13 CONTRACT AND GRANT REVENUES	0	59	0	N/A	N/A
<b>TOTAL REVENUES</b>	<b>78,411</b>	<b>72,119</b>	<b>62,075</b>	<b>92%</b>	<b>116%</b>
14 TOTAL COMPENSATION EXPENSES	33,972	31,114	25,732	92%	121%
15 SUPPLIES/MEDICAL SUPPLIES	15,319	13,738	12,044	90%	114%
16 UNIVERSITY CLINICIANS PROGRAM	310	331	0	107%	N/A
17 HOUSESTAFF	262	240	117	92%	205%
18 TRAVEL	17	29	20	171%	145%
19 STUDENT COSTS	0	0	0	N/A	N/A
20 PATIENT CARE COSTS	4,229	3,717	4,346	88%	86%
21 TELEPHONE/COMMUNICATION COSTS	90	85	85	94%	100%
22 PURCHASED SERVICES	2,885	2,827	3,902	98%	72%
23 OTHER MEDICAL SERVICES	870	807	369	93%	219%
24 SUB AWARDS/SERVICE CONTRACTS	1,536	1,394	1,377	91%	101%
25 O&M & LEASES	989	824	621	83%	133%
26 UTILITIES	830	755	785	91%	96%
27 DEPRECIATION	9,571	8,789	9,112	92%	96%
28 INTEREST EXPENSE	4,009	3,681	4,090	92%	90%
29 OTHER EXPENSES	2,640	2,396	2,040	91%	117%
30 CONTRACT AND GRANT EXPENSES	0	0	0	N/A	N/A
<b>TOTAL EXPENSES</b>	<b>77,529</b>	<b>70,727</b>	<b>64,640</b>	<b>91%</b>	<b>109%</b>
<b>OPERATING NET MARGIN</b>	<b>882</b>	<b>1,392</b>	<b>(2,565)</b>		
<b>NON-RECURRING ITEMS</b>					
31 CAPITAL EXPENDITURES	0	0	0	N/A	N/A
32 MEANINGFUL USE REVENUE	0	0	0	N/A	N/A
33 RETURN ON INVESTMENT - TRIWEST	0	0	0	N/A	N/A
34 USE OF UNMMG RESERVES	0	0	0	N/A	N/A
35 RECRUITMENT/STARTUP/SCHOLARSHIPS	0	0	0	N/A	N/A
36 NON-RECURRING TRANSFERS	0	0	0	N/A	N/A
<b>TOTAL NON-RECURRING ITEMS</b>	<b>0</b>	<b>0</b>	<b>0</b>	<b>N/A</b>	<b>N/A</b>
<b>NET INCOME/(USE OF RESERVES)</b>	<b>882</b>	<b>1,392</b>	<b>(2,565)</b>		



**UNIVERSITY OF NEW MEXICO HEALTH SCIENCES CENTER - Consolidated HSC**  
**2015 Fiscal Year-to-Date Summary through May 31, 2015 (Preliminary and Unaudited)**  
(In thousands)

\* INCLUDES INTERCOMPANY ELIMINATIONS

Clinical and Academic Operations

	Consolidated HSC FY 2015 Revised Budget 3/31/2015	Consolidated HSC FY 2015 YTD 5/31/2015 Actual	Consolidated HSC FY 2014 Year End Actual	Consolidated HSC FY 2015 YTD Actual to FY 2015 Re-Forecasted Budget Benchmark Rate (92%)	Consolidated HSC FY 2015 YTD Actual to FY 2014 Year End Actual Benchmark Rate (92%)
1 UNM MEDICAL GROUP REVENUES *	184,416	171,357	162,416	93%	106%
2 UNM HOSPITALS REVENUES *	838,666	801,697	700,985	96%	114%
3 SRMC REVENUES *	71,913	66,258	53,540	92%	124%
4 TUITION AND FEES	15,173	15,686	14,806	103%	106%
5 CIGARETTE TAX APPROPRIATIONS	3,949	3,637	3,932	92%	92%
6 RPSP APPROPRIATIONS	33,619	30,818	31,237	92%	99%
7 I&G APPROPRIATIONS	64,907	59,498	61,566	92%	97%
8 I&G MAIN CAMPUS TRANSFERS	19,900	18,267	18,518	92%	99%
9 F&A REVENUES (OH RETURN)	23,500	21,720	22,595	92%	96%
10 HSC/UNM INTERNAL TRANSFERS	(4,871)	(6,148)	(6,229)	126%	99%
11 MILL LEVY	98,777	90,424	100,003	92%	90%
12 OTHER REVENUES *	55,362	50,770	51,599	92%	98%
13 CONTRACT AND GRANT REVENUES	137,257	129,968	136,071	95%	96%
<b>TOTAL REVENUES</b>	<b>1,542,568</b>	<b>1,453,952</b>	<b>1,351,039</b>	<b>94%</b>	<b>108%</b>
14 TOTAL COMPENSATION EXPENSES *	598,044	528,482	546,144	88%	97%
15 SUPPLIES/MEDICAL SUPPLIES *	180,566	163,151	165,883	90%	98%
16 UNIVERSITY CLINICIANS PROGRAM	69,863	67,038	59,387	96%	113%
17 HOUSESTAFF	28,346	26,206	26,051	92%	101%
18 TRAVEL	6,941	5,176	5,411	75%	96%
19 STUDENT COSTS	4,291	2,827	2,422	66%	117%
20 PATIENT CARE COSTS	65,879	60,806	71,199	92%	85%
21 TELEPHONE/COMMUNICATION COSTS	6,214	5,637	5,940	91%	95%
22 PURCHASED SERVICES *	211,718	190,866	163,248	90%	117%
23 OTHER MEDICAL SERVICES	34,774	33,346	28,061	96%	119%
24 SUB AWARDS/SERVICE CONTRACTS	12,296	11,654	11,833	95%	98%
25 O&M & LEASES *	27,512	23,694	25,009	86%	95%
26 UTILITIES	12,534	11,626	11,902	93%	98%
27 DEPRECIATION	43,044	40,174	41,336	93%	97%
28 INTEREST EXPENSE	13,668	12,664	13,826	93%	92%
29 OTHER EXPENSES	51,507	41,983	37,090	82%	113%
30 CONTRACT AND GRANT EXPENSES	130,054	118,983	124,136	91%	96%
<b>TOTAL EXPENSES</b>	<b>1,497,251</b>	<b>1,344,313</b>	<b>1,338,878</b>	<b>90%</b>	<b>100%</b>
<b>OPERATING NET MARGIN</b>	<b>45,317</b>	<b>109,639</b>	<b>12,161</b>		
<b>NON-RECURRING ITEMS</b>					
31 CAPITAL EXPENDITURES	40,225	79,752	28,030	198%	285%
32 MEANINGFUL USE REVENUE	0	55	(120)	N/A	-46%
33 RETURN ON INVESTMENT - TRIWEST	(12,030)	(14,172)	(39,873)	118%	36%
34 USE OF UNMMG RESERVES	6,903	6,009	11,455	87%	52%
35 RECRUITMENT/STARTUP/SCHOLARSHIPS	1,908	1,756	6,225	92%	28%
36 NON-RECURRING TRANSFERS	4,867	7,274	4,440	149%	164%
<b>TOTAL NON-RECURRING ITEMS</b>	<b>41,873</b>	<b>80,674</b>	<b>10,157</b>	<b>193%</b>	<b>794%</b>
<b>NET INCOME/(USE OF RESERVES)</b>	<b>3,444</b>	<b>28,965</b>	<b>2,004</b>		



**UNIVERSITY OF NEW MEXICO HEALTH SCIENCES CENTER - Consolidated HSC**  
**2015 Fiscal Year-to-Date Summary through May 31, 2015 (Preliminary and Unaudited)**  
(In thousands)  
**DOES NOT INCLUDE INTERCOMPANY ELIMINATIONS**

Clinical and Academic Operations

	Consolidated HSC FY 2015 Revised Budget 3/31/2015	Consolidated HSC FY 2015 YTD 5/31/2015 Actual	Consolidated HSC FY 2014 Year End Actual	Consolidated HSC FY 2015 YTD Actual to FY 2015 Re-Forecasted Budget Benchmark Rate (92%)	Consolidated HSC FY 2015 YTD Actual to FY 2014 Year End Actual Benchmark Rate (92%)
1 UNM MEDICAL GROUP REVENUES	307,377	284,624	269,071	93%	106%
2 UNM HOSPITALS REVENUES	969,255	924,104	836,156	95%	111%
3 SRMC REVENUES	92,299	84,115	69,563	91%	121%
4 TUITION AND FEES	15,173	15,686	14,806	103%	106%
5 CIGARETTE TAX APPROPRIATIONS	3,949	3,637	3,932	92%	92%
6 RPSP APPROPRIATIONS	33,619	30,818	31,237	92%	99%
7 I&G APPROPRIATIONS	64,907	59,498	61,566	92%	97%
8 I&G MAIN CAMPUS TRANSFERS	19,900	18,267	18,518	92%	99%
9 F&A REVENUES (OH RETURN)	23,500	21,720	22,595	92%	96%
10 HSC/UNM INTERNAL TRANSFERS	(4,871)	(6,148)	(6,229)	126%	99%
11 MILL LEVY	98,777	90,424	100,003	92%	90%
12 OTHER REVENUES	71,654	65,094	51,599	91%	126%
13 CONTRACT AND GRANT REVENUES	137,257	129,968	136,071	95%	96%
<b>TOTAL REVENUES</b>	<b>1,832,796</b>	<b>1,721,807</b>	<b>1,608,888</b>	<b>94%</b>	<b>107%</b>
14 TOTAL COMPENSATION EXPENSES	870,810	779,794	787,774	90%	99%
15 SUPPLIES/MEDICAL SUPPLIES	180,566	163,381	165,883	90%	98%
16 UNIVERSITY CLINICIANS PROGRAM	69,863	67,038	59,387	96%	113%
17 HOUSESTAFF	28,346	26,206	26,051	92%	101%
18 TRAVEL	6,941	5,176	5,411	75%	96%
19 STUDENT COSTS	4,291	2,827	2,422	66%	117%
20 PATIENT CARE COSTS	65,879	60,806	71,199	92%	85%
21 TELEPHONE/COMMUNICATION COSTS	6,214	5,637	5,940	91%	95%
22 PURCHASED SERVICES	229,180	207,325	179,467	90%	116%
23 OTHER MEDICAL SERVICES	34,774	33,346	28,061	96%	119%
24 SUB AWARDS/SERVICE CONTRACTS	12,296	11,654	11,833	95%	98%
25 O&M & LEASES	27,512	23,548	25,009	86%	94%
26 UTILITIES	12,534	11,626	11,902	93%	98%
27 DEPRECIATION	43,044	40,174	41,336	93%	97%
28 INTEREST EXPENSE	13,668	12,664	13,826	93%	92%
29 OTHER EXPENSES	51,507	41,983	37,090	82%	113%
30 CONTRACT AND GRANT EXPENSES	130,054	118,983	124,136	91%	96%
<b>TOTAL EXPENSES</b>	<b>1,787,479</b>	<b>1,612,168</b>	<b>1,596,727</b>	<b>90%</b>	<b>101%</b>
<b>OPERATING NET MARGIN</b>	<b>45,317</b>	<b>109,639</b>	<b>12,161</b>		
<b>NON-RECURRING ITEMS</b>					
31 CAPITAL EXPENDITURES	40,225	79,752	28,030	198%	285%
32 MEANINGFUL USE REVENUE	0	55	(120)	N/A	-46%
33 RETURN ON INVESTMENT - TRIWEST	(12,030)	(14,172)	(39,873)	118%	36%
34 USE OF UNMMG RESERVES	6,903	6,009	11,455	87%	52%
35 RECRUITMENT/STARTUP/SCHOLARSHIPS	1,908	1,756	6,225	92%	28%
36 NON-RECURRING TRANSFERS	4,867	7,274	4,440	149%	164%
<b>TOTAL NON-RECURRING ITEMS</b>	<b>41,873</b>	<b>80,674</b>	<b>10,157</b>	<b>193%</b>	<b>794%</b>
<b>NET INCOME/(USE OF RESERVES)</b>	<b>3,444</b>	<b>28,965</b>	<b>2,004</b>		

**GLOSSARY OF REPORT CATEGORIES**

FINANCIAL STATEMENT CATEGORY		UNM	UNMMG	UNM Hospitals	SRMC
1	UNM MEDICAL GROUP REVENUES	Clinical revenue primarily based on Physician or Provider efforts and collection through UNMMG	Net patient services revenue including SCI & UPL from UNMMG Clinical operations	N/A	N/A
2	UNM HOSPITALS REVENUES	Revenue from University Hospital to the School of Medicine	N/A	Hospital facility revenue based on patient billings by UNMH	N/A
3	SRMC REVENUES	Revenue from SRMC to the School of Medicine	N/A	N/A	Hospital facility revenue based on patient billings by SRMC
4	TUITION AND FEES	Tuition & Fees, including tuition differentials	N/A	N/A	N/A
5	CIGARETTE TAX APPROPRIATIONS	Revenues received from the State as a calculated portion of Tax Revenue on the sale of tobacco products for use in Cancer Research	N/A	N/A	N/A
6	RPSP APPROPRIATIONS	Revenue received for current operations made available to UNM by act of NM State Legislature on an annual basis for Research, Public Service and Independent Operations	N/A	Revenue received for current operations made available to UNMH by act of NM State Legislature on an annual basis for Research, Public Service and Independent Operations	N/A
7	I&G APPROPRIATIONS	Revenue received for current operations made available to UNM by act of NM State Legislature on an annual basis for I&G operations	N/A	N/A	N/A
8	I&G MAIN CAMPUS TRANSFERS	Partial transfer of tuition and formula workload generated by Nursing, Pharmacy and SOM	N/A	N/A	N/A
9	F & A REVENUES (OH RETURN)	Revenue from recovery of indirect costs (F&A) incurred by a Contract or Grant also known as overhead return	N/A	N/A	N/A
10	HSC/UNM INTERNAL TRANSFERS	All transfers to/from HSC Unrestricted Funds excluding the I&G Main Campus Transfer and Transfers for Debt Service	N/A	N/A	N/A
11	MILL LEVY	N/A	N/A	Mil levy taxes collected on behalf of the Bernalillo County Treasurer and remitted to UNMH as required by the Hospital Funding Act.	Mil levy taxes collected on behalf of the Sandoval County Treasurer and remitted to SRMC as required by the Hospital Funding Act.
12	OTHER REVENUES	All other Revenues - not contained in any other category - Sales & Services (not Internal Service Center P18 sales), Gains on Sponsored Projects, Gifts, Endowment Spending Distributions, Investment Income, etc.	Other operating revenues and revenue received from UNM Hospitals to cover SRMC physician costs.	All other revenues not contained in any other category: Investment income, equity loss in Tricare, donated revenue, gain/loss on sale of assets, food, nutrition, catering & vending revenue, medical records revenue, rent revenue, all other non-operating revenue	All other revenues not contained in any other category: Investment income, donated revenue, gain/loss on sale of assets, food, nutrition, catering & vending revenue, medical records revenue, rent revenue, all other non-operating revenue
13	CONTRACT AND GRANT REVENUES	All Restricted Funds Revenue and Unrestricted Contract Revenue for example VA contracts	N/A	Revenue associated with restricted and unrestricted contracts and grants	N/A
14	TOTAL COMPENSATION EXPENSES	Salary, wages & benefits	Salaries and benefits considered to be operating and certain clinical expenses of UNMMG	Salary, wages & benefits	Salary, wages & benefits

**GLOSSARY OF REPORT CATEGORIES**

FINANCIAL STATEMENT CATEGORY		UNM	UNMMG	UNM Hospitals	SRMC
15	SUPPLIES/MEDICAL SUPPLIES	Office supplies, computer supplies, dues & memberships, postage charges, recruitment expenses, non capital equipment, computers, food, lab supplies, uniforms, training materials, etc.	N/A	Medical supplies for: lab, radiology, blood, pharmaceuticals, biologics, implantable devices, office supplies, computer supplies, photocopy expense, forms, linen, food, uniforms, and training materials.	Medical supplies for: lab, radiology, blood, pharmaceuticals, biologics, implantable devices, office supplies, computer supplies, photocopy expense, forms, linen, food, uniforms, and training materials.
16	UNIVERSITY CLINICIANS PROGRAM	N/A	N/A	Special clinician program to support SOM	Special clinician program to support SOM
17	HOUSESTAFF	N/A	N/A	Reimbursement of patient care services provided by residents who are employed by SOM.	Reimbursement of patient care services provided by SOM through UNMMG.
18	TRAVEL	Travel - in state, out of state, foreign, business meals, rental vehicles, new employee moving expenses, vehicle fuel etc.	N/A	Travel - in state, out of state, business meals, rental vehicles, flights, ground transportation, vehicle fuel etc.	Travel - in state, out of state, business meals, rental vehicles, flights, ground transportation, vehicle fuel etc.
19	STUDENT COSTS	Student tuition/fee expense, student travel, scholarships/fellowships, housing, insurance for students, student awards, etc.	N/A	N/A	N/A
20	PATIENT CARE COSTS	Patient Care costs for inpatient, outpatient care & lab, pharmacy and x-ray services for patients	Patient Care costs for inpatient, outpatient care & lab, pharmacy and x-ray services for patients	Patient Care costs for inpatient, outpatient care including Tricore laboratory expense, OR instruments, NM Insurance pool premiums, kidney acquisition, step down care (snf) for IV dependent patients, radiation oncology and patient assistance	Patient Care costs for inpatient, outpatient care including Tricore laboratory expense, OR instruments, NM Insurance pool premiums, kidney acquisition, step down care (snf) for IV dependent patients, radiation oncology and patient assistance
21	TELEPHONE/COMMUNICATION COSTS	Telephone, voicemail, cellular, long distance, paging and data networking charges	N/A	Telephone, voicemail, cellular, long distance, paging and data networking charges	Telephone, voicemail, cellular, long distance, paging and data networking charges
22	PURCHASED SERVICES	Alarm fees, internet fees, architectural services, auditing services, printing/copying/binding fees, conference/event fees, honoraria, insurance charges (general liability, professional liability), legal services, electronic journals & books, consultant fees, etc.	Includes payment to UNM SOM for physician and other provider services	Recruitment, professional, legal, auditing, consulting fees, promotional/graphics, IT Hosting Center, Siemens and PACS, safety and risk services, equifax, laundry, malpractice and liability insurance, etc.	Recruitment, professional, legal, auditing, consulting fees, promotional/graphics, IT Hosting Center, Siemens and PACS, safety and risk services, equifax, laundry, malpractice and liability insurance, etc.
23	OTHER MEDICAL SERVICES	N/A	N/A	Pathology contract, physician services, Executive Medical Directors, Medical Directors, dialysis services for UNM Care patients, OMI MOU, Adult Infusion net	Physician services
24	SUB AWARDS/SERVICE CONTRACTS	Unrestricted Sub Awards, Gain/Loss on Unrestricted Projects	N/A	All service contracts	All service contracts
25	O&M & LEASES	Plant maintenance and repairs, equipment repairs and maintenance, property insurance, auto insurance, facility rent expense	Building maintenance and repairs, equipment repairs and maintenance, repair parts, equipment rent, property insurance, auto insurance, facility rent expense, and housekeeping supplies	Building maintenance and repairs, equipment repairs and maintenance, repair parts, equipment rent, property insurance, auto insurance, facility rent expense, and housekeeping supplies	Building maintenance and repairs, equipment repairs and maintenance, repair parts, equipment rent, property insurance, auto insurance, facility rent expense, and housekeeping supplies
26	UTILITIES	Natural gas, electricity, steam, sewer, water, chilled water	N/A	Natural gas, electricity, steam, sewer, water, chilled water	Natural gas, electricity, steam, sewer, water, chilled water

**GLOSSARY OF REPORT CATEGORIES**

FINANCIAL STATEMENT CATEGORY		UNM	UNMMG	UNM Hospitals	SRMC
27	DEPRECIATION	N/A	The annual amortization for the furniture and equipment.	The annual amortization for the capital outlay associated with building, building improvement, fixed and moveable equipment which is based on the estimated useful lives of the assets as determined by the AHA "Estimated useful lives of Depreciable Hospital Assets".	The annual amortization for the capital outlay associated with building, building improvement, fixed and moveable equipment which is based on the estimated useful lives of the assets as determined by the AHA "Estimated useful lives of Depreciable Hospital Assets".
28	INTEREST EXPENSE	Transfers to cover debt service	N/A	Interest expense associated with the series 2004 FHA Insured Hospital Mortgage Revenue Bonds.	SRMC receives subsidy payments related to interest payments under the federal Build America Bond program. Under the program SRMC applies for subsidy funds commensurate with each bond payment, so the application for the subsidy is made semiannually. Also includes interest expense on the Series A & B Bonds.
29	OTHER EXPENSES	Banking fees, cost of goods sold, research costs, royalties, bad debt expense, other operating costs, Banner tax, etc.	Billings & collections expenses and other operating expenses of UNMMG	Programming, application, software and maintenance expenses, non capital equipment (less than \$5k), signs, dues & memberships, freight, postage, subscriptions, licenses/permits, Gap Tax, Intergovernmental Transfers for the SCI and IME, bond issuance costs, capital initiatives and other non-operating expenses.	Programming, application, software and maintenance expenses, non capital equipment (less than \$5k), signs, dues & memberships, freight, postage, subscriptions, licenses/permits, Gap Tax, Intergovernmental Transfers for the SCI and IME, bond issuance costs, capital initiatives and other non-operating expenses.
30	CONTRACT AND GRANT EXPENSES	All Restricted Funds Expense and Unrestricted Contract Expense for example VA contracts	N/A	N/A	N/A
31	CAPITAL EXPENDITURES	Equipment/furniture >\$5,000, Computer hardware, library acquisitions, etc.	N/A	This is capital initiatives in the case of UNM Hospitals.	N/A
32	MEANINGFUL USE REVENUE	N/A	Medicare and Medicaid programs provide incentive payments for hospital and physicians that make meaningful use of certified electronic health record technology.	Medicare and Medicaid programs provide incentive payments for hospital and physicians that make meaningful use of certified electronic health record technology.	N/A
33	RETURN ON INVESTMENT - TRIWEST	NA	NA	Dividend payments from investment in TriWest	NA
34	USE OF UNMMG RESERVES	N/A	To fund and support the mission of the Health Sciences Center.	N/A	N/A
35	RECRUITMENT/STARTUP/SCHOLARSHIPS	Chair and Startup Packages, Dean's Scholars/Professorships, and Recruitment Costs	N/A	N/A	N/A
36	NON-RECURRING TRANSFERS	Transfers from current unrestricted funds to plant funds or any other non-recurring transfers	N/A	N/A	N/A



**UNIVERSITY OF NEW MEXICO HEALTH SCIENCES CENTER**  
**Balance Sheet for the Health Sciences Center**  
**2015 Fiscal Year as of May 31, 2015 (Preliminary and Unaudited)**  
(In thousands)

	University HSC	UNM Hospitals	UNMMG	SRMC
<b>ASSETS</b>				
1 Cash and cash equivalents	14,847	152,126	19,014	15,051
2 Marketable securities	22,271	34,560	-	-
Receivables:		-		
3 Patient, net	1,099	108,651	31,751	7,804
4 Receivable from Affiliates	73,553	2,867	8,052	309
5 Estimated third party payor settlements	-	28,546	-	873
6 County Treasurer	-	18,388	-	1,011
7 Contracts, Grants and Other	13,221	5,682	-	831
8 Other	1,351	16,313	539	3,378
Total Current Assets	<u>126,342</u>	<u>367,133</u>	<u>59,356</u>	<u>29,257</u>
Assets whose use is limited:				
9 Held by trustee for debt service & other	-	14,724	-	10,002
10 By UNM Hospital Board of Trustees	-	21,449	-	-
11 Board and Other Designated Assets	201,427	-	19,896	-
12 Endowments	109,896	-	-	-
13 Capital Assets, net of depreciation	258,398	240,133	2,928	122,556
<b>TOTAL ASSETS</b>	<b><u>696,063</u></b>	<b><u>643,439</u></b>	<b><u>82,180</u></b>	<b><u>161,815</u></b>
<b>LIABILITIES</b>				
14 Accounts Payable	8,341	72,373	7,182	4,736
15 Other accrued liabilities	35,965	39,385	-	2,623
16 Payable to Affiliates	1,555	53,332	28,356	1,538
17 Bonds payable - current	942	5,630	-	3,380
18 Interest payable bonds	622	160	-	2,493
19 Estimated third party payor settlements	-	25,443	-	700
20 Bonds payable - non current	17,200	109,370	-	128,500
21 Other liabilities - non current	23,496	7,640	-	-
22 Sponsored Project and Other Deferred Revenue	11,331	-	-	-
<b>TOTAL LIABILITIES</b>	<b><u>99,452</u></b>	<b><u>313,333</u></b>	<b><u>35,538</u></b>	<b><u>143,970</u></b>
<b>NET POSITION</b>				
23 Restricted - expendable grants, bequests and contributions	111,391	15,021	-	59
24 Restricted - trust indenture and debt agreement	-	14,724	19,896	10,001
25 Committed and Dedicated agreements	220,439	-	-	-
26 Discretionary Reserve	24,525	175,902	23,818	7,785
27 Assets invested in Capital, net of related debt	240,256	124,459	2,928	-
<b>TOTAL NET POSITION</b>	<b><u>596,611</u></b>	<b><u>330,106</u></b>	<b><u>46,642</u></b>	<b><u>17,845</u></b>
Current Ratio	2.66	1.87	1.67	3.29
Days Cash on Hand	N/A	63.36	37.82	88.06



**UNIVERSITY OF NEW MEXICO HEALTH SCIENCES CENTER**  
**Glossary of Report Categories**

	University HSC	UNM Hospitals	UNMMG	SRMC
--	----------------	---------------	-------	------

**ASSETS**

1	Cash and cash equivalents	Funds on deposit with Financial Institution with UNM	Funds on deposit with Financial Institution	Funds on deposit with Financial Institution	Funds on deposit with Financial Institution, plus the remaining balance of the \$46m
2	Marketable securities	Funds invested in securities in accordance with UNM Investment policy	Funds invested in US Treasury	N/A	N/A
3	Patient, net	Pediatric/Newborn Transport Services, net of estimated contractual allowances and estimated bad debt	Patient Receivable after adjustments for discounts and allowances	Patient Receivable for care provided by UNM SOM facility and other practitioners, net of estimated contractual allowances and estimated bad debt	Patient Receivable for facility costs, net of estimated contractual allowances and estimated bad debt
4	Receivable from Affiliates	Related Party Receivables for goods or services provided to UNM Hospitals, UNMMG and SRMC	Related Party Receivable from University HSC and SRMC	Related Party Receivable for negative arbitrage for SRMC	Related Party Receivable from UNMMG and UNMH
5	Estimated third party payor settlements	N/A	Accounts Receivable for IME/GME /DSH	N/A	
6	County Treasurer	N/A	Bernalillo County Mil Levy Receivable	N/A	Sandoval County Mil Levy Receivable
7	Contracts, Grants and Other	Sponsored project receivables and other services invoiced by UNM such as OMI, Resident Physician contracts, etc.	Accounts Receivable from Contracts/UNM MG/Special Billing/Investments	N/A	Other receivable balances. As of year end, a receivable was recorded for the insurance proceeds associated with the damage in the OR due to the flood
8	Other	Prepaid contractual obligations, such as library subscription services and maintenance contacts	Prepaid Expense and Inventory	Pharmacy Inventory	Prepaid Expense and Inventory
9	Held by trustee for debt service & other	N/A	Debt/Mortgage reserve funds to include collateral and intangible assets	N/A	Funds held in Trustee Accounts, Mortgage reserve funds, bond debt service accounts
10	By UNM Hospital Clinical Operations Board	N/A	Investment in TriWest/Tricare Reference Laboratory	N/A	N/A
11	Board and Other Designated Assets	Funds dedicated to UNM Hospitals Capital Initiatives and unexpended plant funds	32	N/A	Department, SOM Investment in UNMMG and Quality Reserves
					The original bond proceeds were used to purchase GNMA's which collateralize the mortgage with Prudential





**UNIVERSITY OF NEW MEXICO HEALTH SCIENCES CENTER**  
**Glossary of Report Categories**

	University HSC	UNM Hospitals	UNMMG	SRMC
12 Endowments	Balance of endowed corpus funds generating revenue according to donor intent	N/A	N/A	N/A
13 Capital Assets, net of depreciation	Property, Plant and Equipment	Land, Property, Plant and Equipment	Furniture and Equipment	Land, Property, Plant and Equipment
<b>LIABILITIES</b>				
14 Accounts Payable	Unpaid balances owed to vendors for goods and services; amounts owed to employees for expense reimbursements	Amount owed to creditors	Unpaid balances owed to vendors for goods and services; accrued payroll and other payroll benefits and taxes	Unpaid balances owed to vendors for goods and services
15 Other accrued liabilities	Payroll withholding liabilities and estimated value of compensated absences	Accrued liabilities to include payroll, compensated benefit, and Incurred but not Recognized (IBNR) State Coverage Insurance	N/A	Accrued liabilities to include payroll, compensated benefits and other payroll benefits and taxes
16 Payable to Affiliates	Unpaid balances for services provided by UNM Hospitals, and UNMMG	Unpaid balances for services provided by University HSC	Unpaid balances for services provided by University HSC for purchased services, special arrangements, and indigent distribution	Unpaid balances for services provided by University HSC, UNMMG and UNMH
17 Bonds payable - current	Debt service payment that will be due within the next twelve months	Series 2004 Bonds payable in next year - FHA Insured Hospital Mortgage Revenue Bonds	N/A	Debt service payment that will be due within the next twelve months
18 Interest payable bonds	Interest Payable on outstanding debt	Interest Payable Series 2004 Bonds (FHA Insured Hospital Mortgage Revenue Bonds)	N/A	Interest Payable on Bonds
19 Estimated third party payor settlements	N/A	Medicare/Medicaid Settlements	N/A	Medicare/Medicaid Settlements
20 Bonds payable - non current	Outstanding balance due in the long-term for bond funding	Series Bonds Payable in the long-term (FHA Insured Hospital Mortgage Revenue Bonds)	N/A	Outstanding balance due in the long-term for FHA Insured Hospital Revenue Bonds
21 Other liabilities - non current	Estimated future cost associated with Other Post Retirement Benefits (OPEB) and self-funded health insurance plan	Estimated future cost associated with Other Post Employment Benefits (OPEB), bond premiums and Mortgage payable	N/A	The balance of the mortgage payable
22 Sponsored Project and Other Deferred Revenue	Prepaid contract and grant revenue, tuition, and other prepaid student fees	33	N/A	N/A



**UNIVERSITY OF NEW MEXICO HEALTH SCIENCES CENTER  
Glossary of Report Categories**

**University HSC**

**UNM Hospitals**

**UNMMG**

**SRMC**

**NET POSITION**

23	Restricted - expendable grants, bequests and contributions	Restricted monies used in accordance with donor intent, contracts and bequests	Restricted monies used in accordance with donor intent, contracts and bequests	N/A	Restricted monies used in accordance with donor intent, contracts and bequests
24	Restricted - trust indenture and debt agreement	N/A	Restricted monies for Debt Service, Collateral, and Mortgage Reserve	N/A	Restricted monies for Mortgage reserve, Bond Debt Service
25	Committed and Dedicated agreements	Funds that have been committed for future expenditures. Dedicated funds have a clear focused purposed with for specific use.	N/A	Department, SOM Investment in UNMMG and Quality Fund Balances	N/A
26	Discretionary Reserve	Remaining fund balance after accounting for all restricted, committed and dedicated funds	Chief operating fund for all financial resources except those accounted for in another fund	Other operating reserves	Chief operating fund for all financial resources except those accounted for in another fund
27	Assets invested in Capital, net of related debt	Property, Plant and Equipment after adjustment for related bond debt	Property, Plant and Equipment after adjustment for related bond debt	Furniture and Equipment after adjustment for related bond debt	Property, Plant and Equipment after adjustment for related bond debt