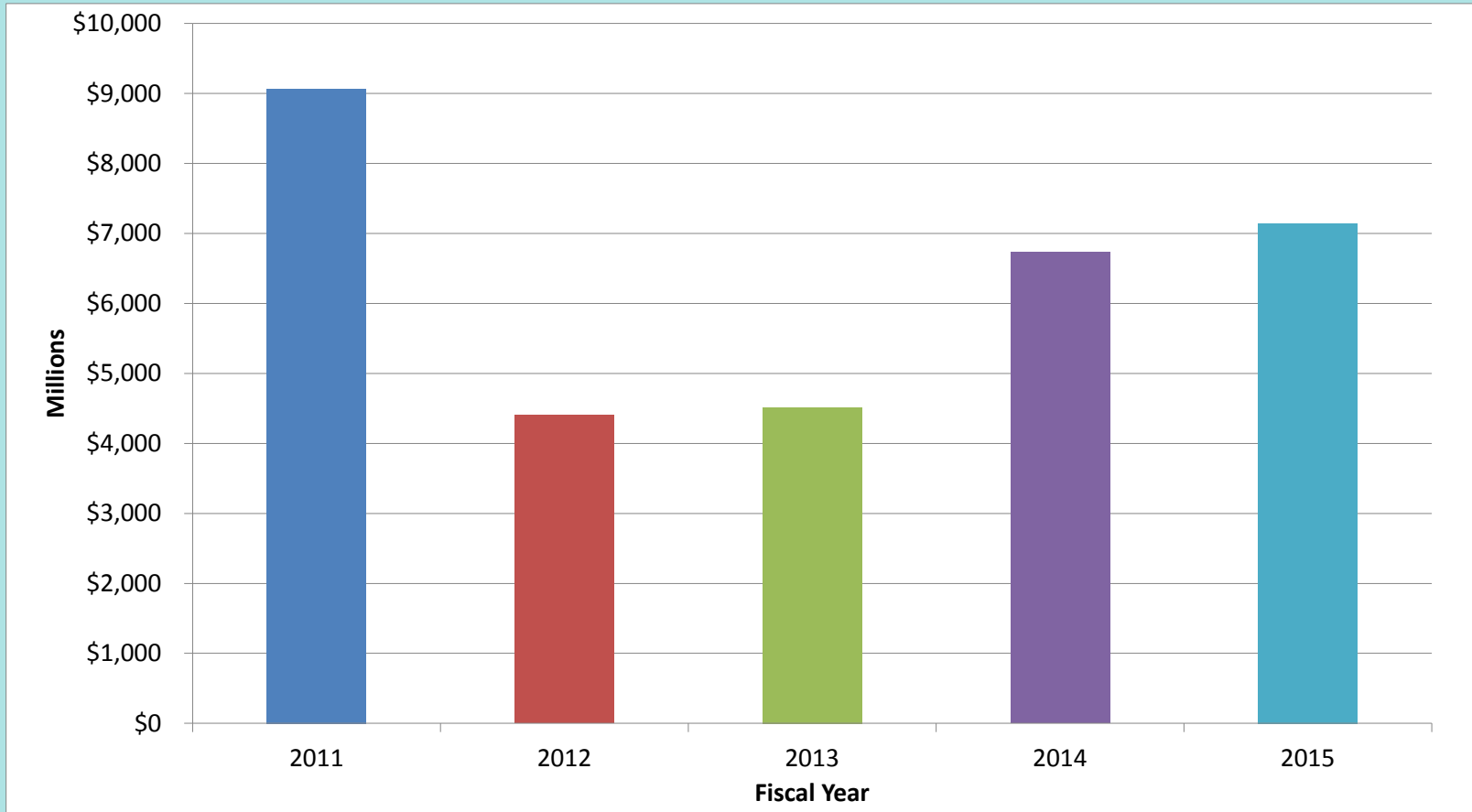


UNM Health Sciences Center
Metrics - Preliminary and Unaudited
Net Cash Revenues less Net Cash Expenses
(Amounts are in thousands)

UNIVERSITY HSC



FY 2011
1st Quarter

\$9,066

FY 2012
1st Quarter

\$4,404

FY 2013
1st Quarter

\$4,517

FY 2014
1st Quarter

\$6,734

FY 2015
1st Quarter

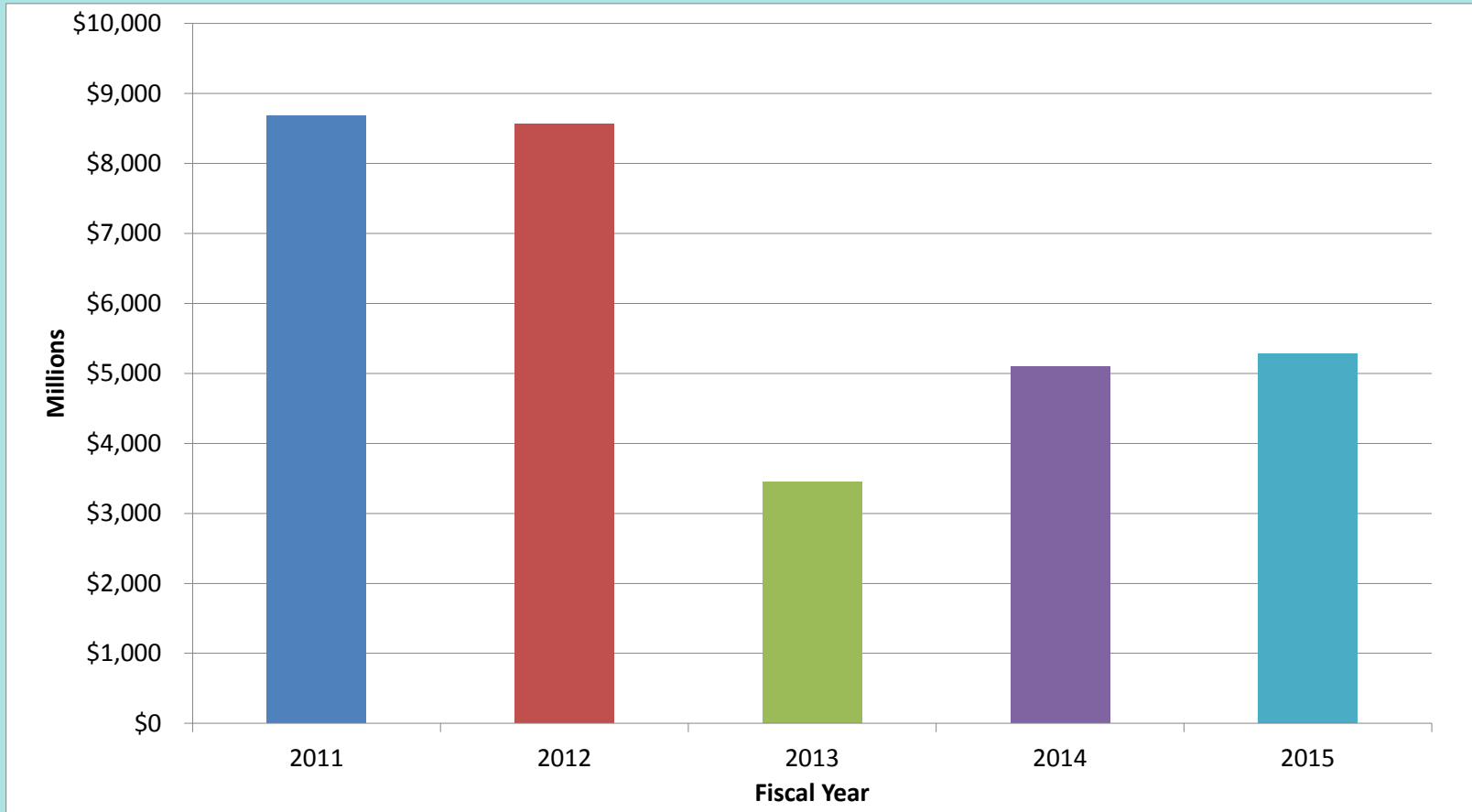
\$7,142

FY 2016
August 31st YTD

\$7,445

UNM Health Sciences Center
Metrics - Preliminary and Unaudited
Net Cash Revenues less Net Cash Expenses
(Amounts are in thousands)

UNM HOSPITALS



FY 2011
1st Quarter

\$8,683

FY 2012
1st Quarter

\$8,563

FY 2013
1st Quarter

\$3,448

FY 2014
1st Quarter

\$5,099

FY 2015
1st Quarter

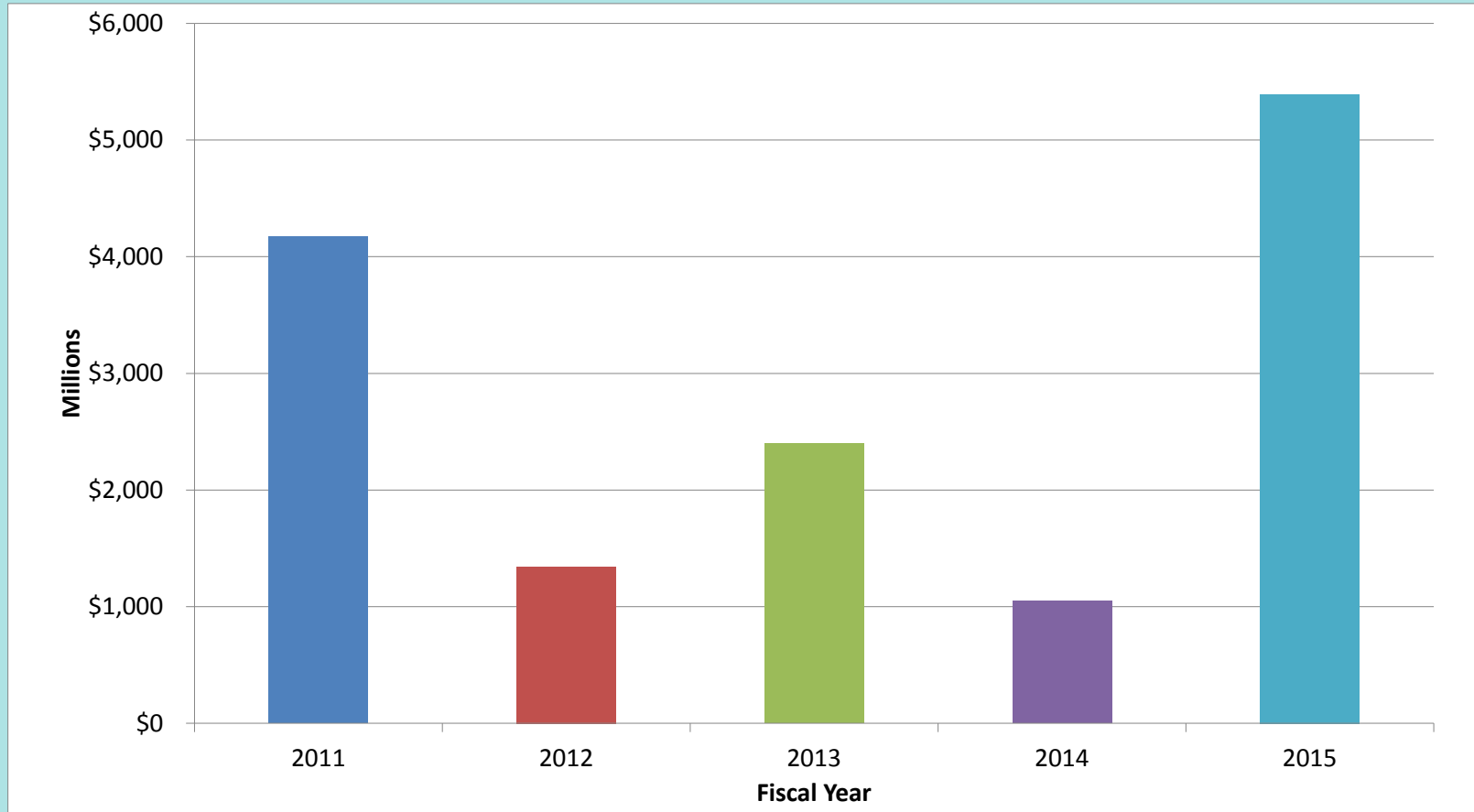
\$5,278

FY 2016
August 31st YTD

\$21,352

UNM Health Sciences Center
Metrics - Preliminary and Unaudited
Net Cash Revenues less Net Cash Expenses
 (Amounts are in thousands)

UNM MEDICAL GROUP



FY 2011
1st Quarter

\$4,171

FY 2012
1st Quarter

\$1,344

FY 2013
1st Quarter

\$2,399

FY 2014
1st Quarter

\$1,049

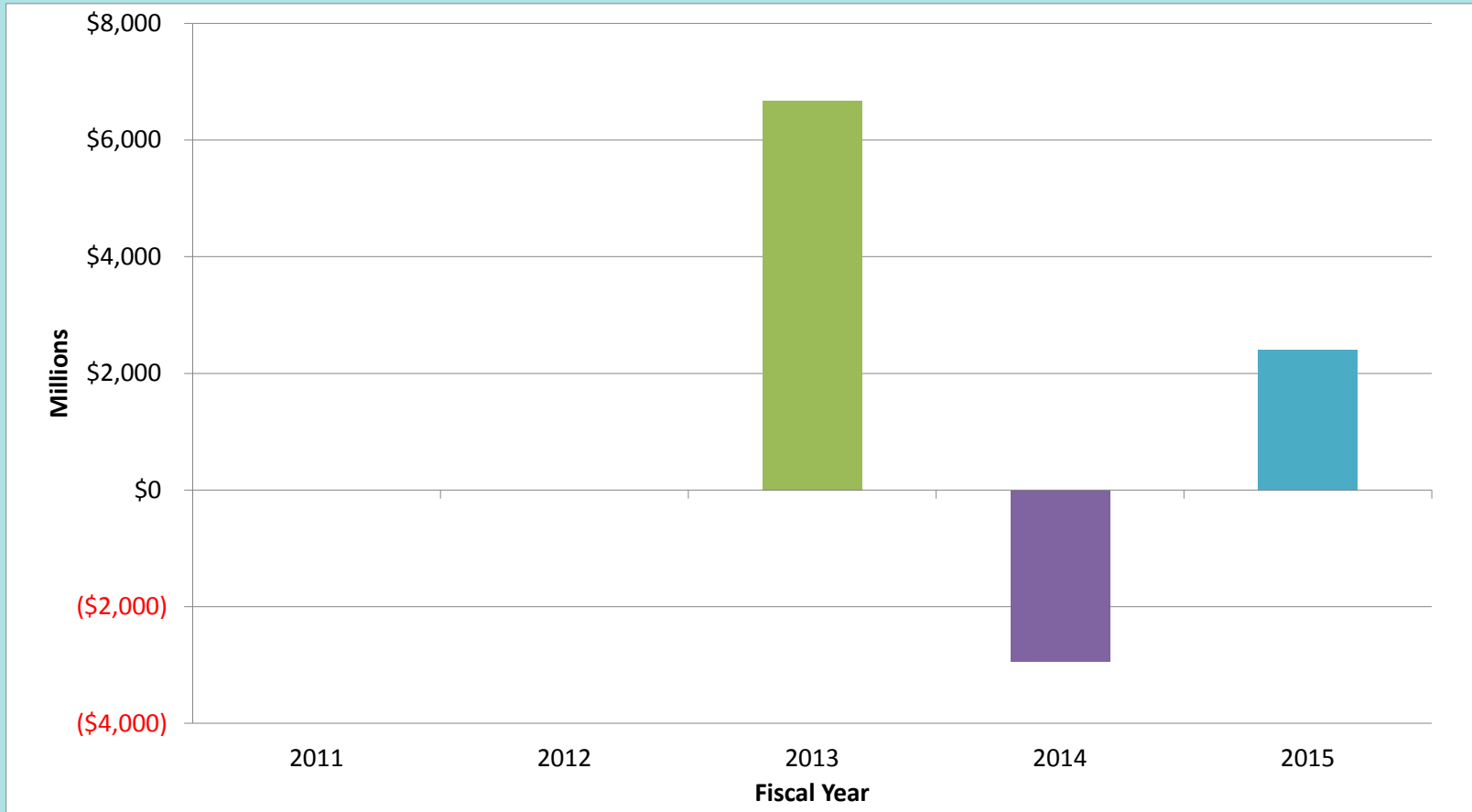
FY 2015
1st Quarter

\$5,393

FY 2016
August 31st YTD

(\$732)

SANDOVAL REGIONAL MEDICAL CENTER



**FY 2011
1st Quarter**

N/A

**FY 2012
1st Quarter**

N/A

**FY 2013
1st Quarter**

\$6,676

**FY 2014
1st Quarter**

(\$2,938)

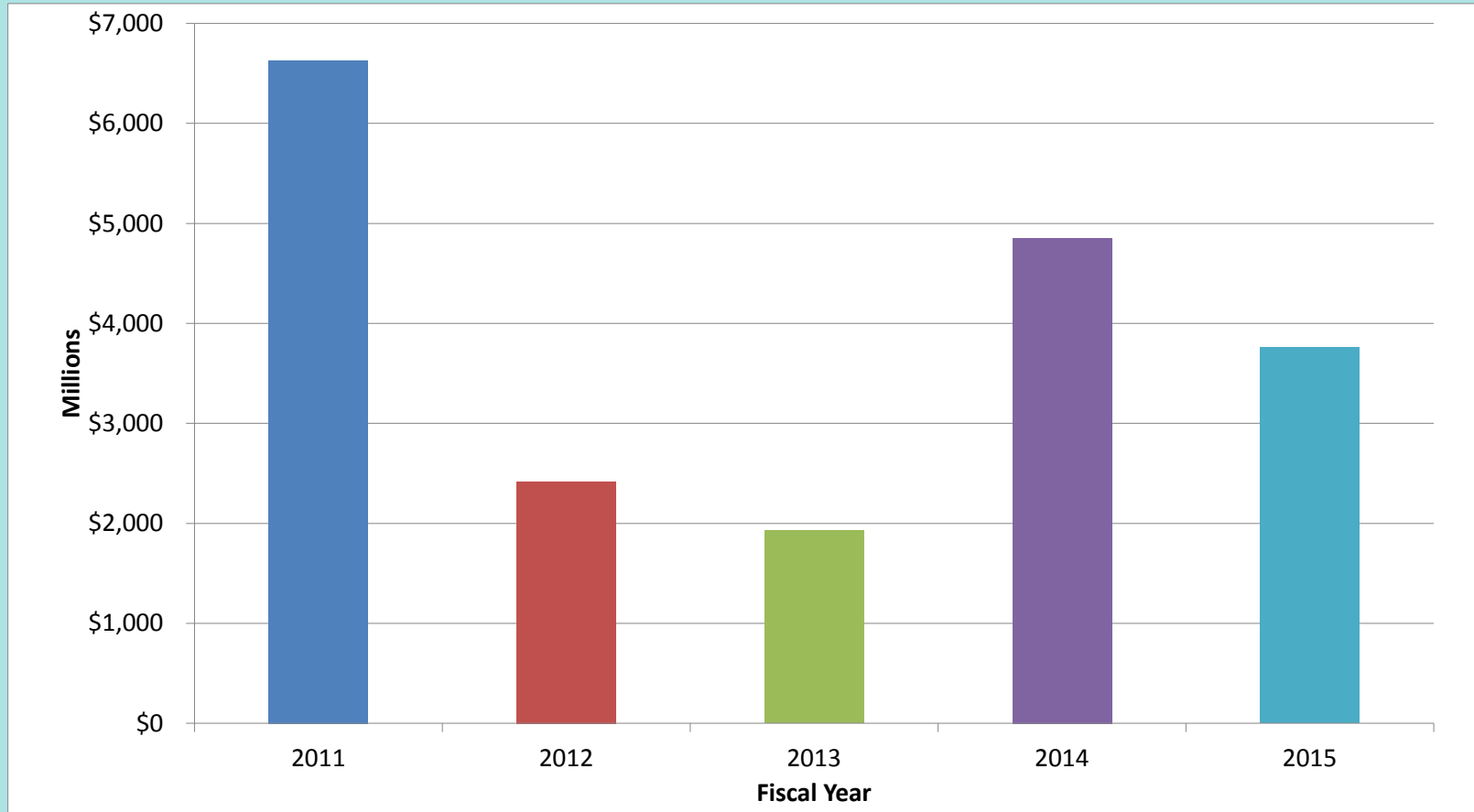
**FY 2015
1st Quarter**

\$2,407

**FY 2016
August 31st YTD**

\$1,566

UNIVERSITY HSC



**FY 2011
1st Quarter**

\$6,630

**FY 2012
1st Quarter**

\$2,417

**FY 2013
1st Quarter**

\$1,927

**FY 2014
1st Quarter**

\$4,855

**FY 2015
1st Quarter**

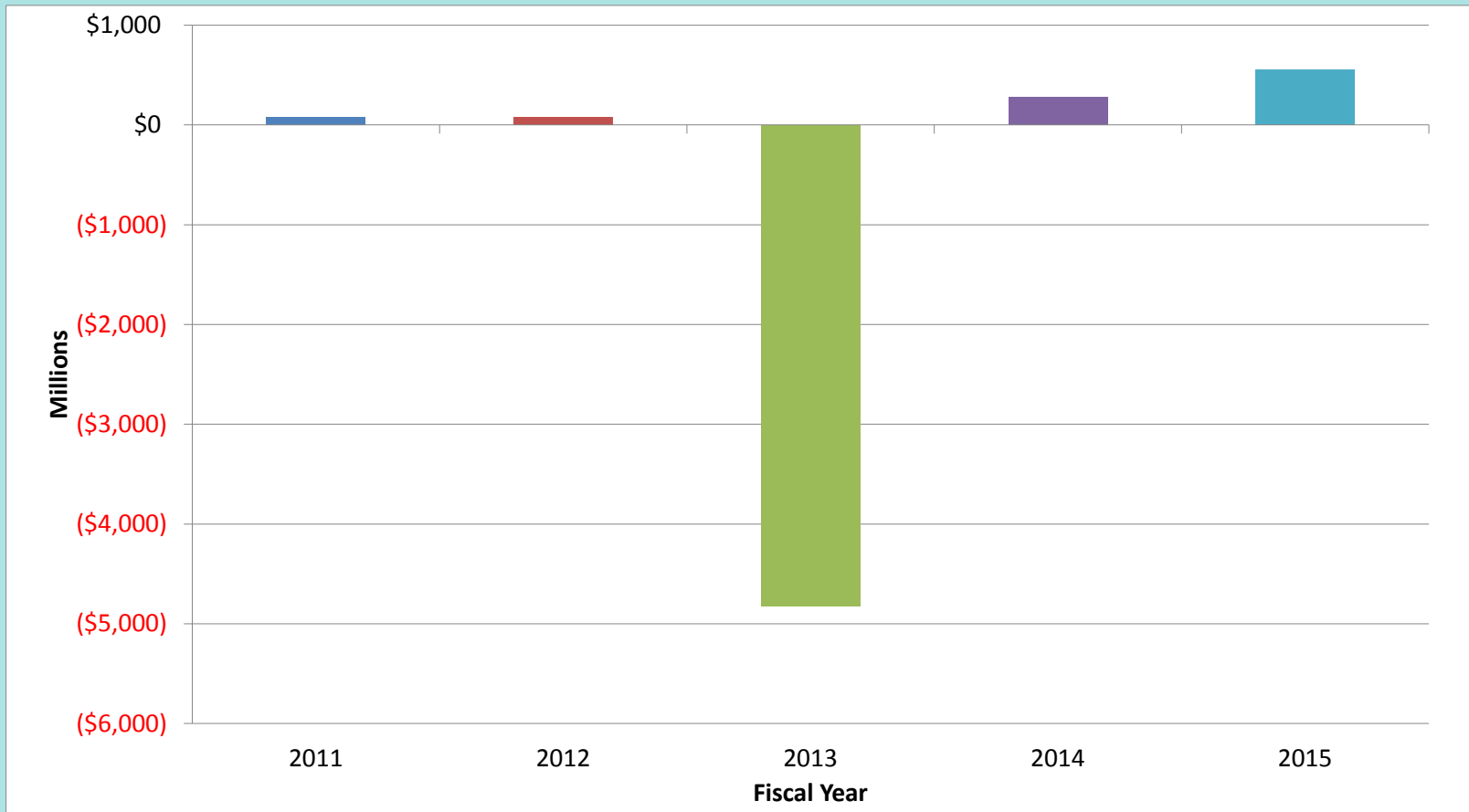
\$3,758

**FY 2016
August 31st YTD**

\$4,929

UNM Health Sciences Center
Metrics - Preliminary and Unaudited
Net Revenue less Expense
(Amounts are in thousands)

UNM HOSPITALS



FY 2011
1st Quarter

\$79

FY 2012
1st Quarter

\$82

FY 2013
1st Quarter

(\$4,819)

FY 2014
1st Quarter

\$274

FY 2015
1st Quarter

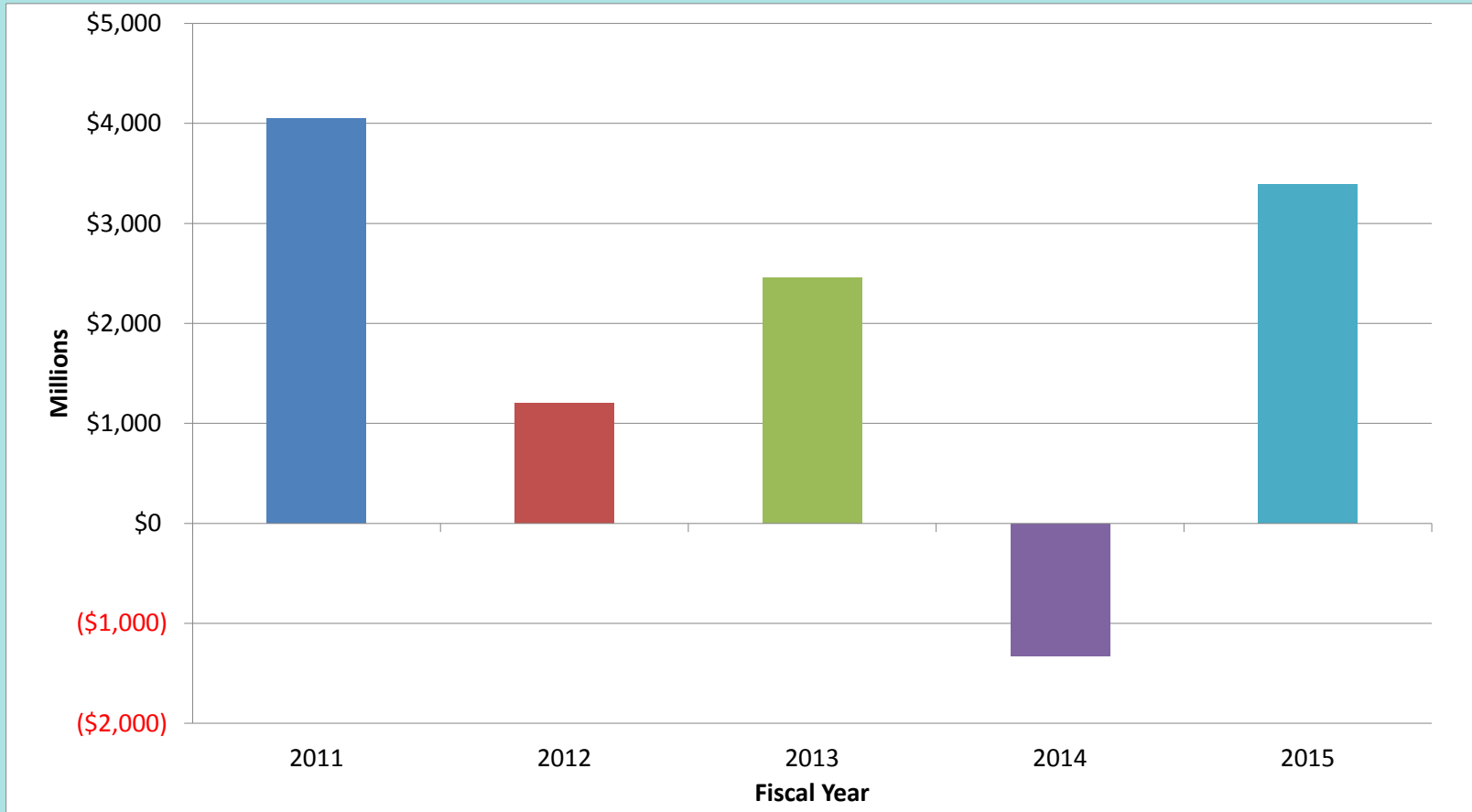
\$553

FY 2016
August 31st YTD

\$510

UNM Health Sciences Center
Metrics - Preliminary and Unaudited
Net Revenue less Expense
(Amounts are in thousands)

UNM MEDICAL GROUP



FY 2011
1st Quarter

\$4,048

FY 2012
1st Quarter

\$1,203

FY 2013
1st Quarter

\$2,456

FY 2014
1st Quarter

(\$1,326)

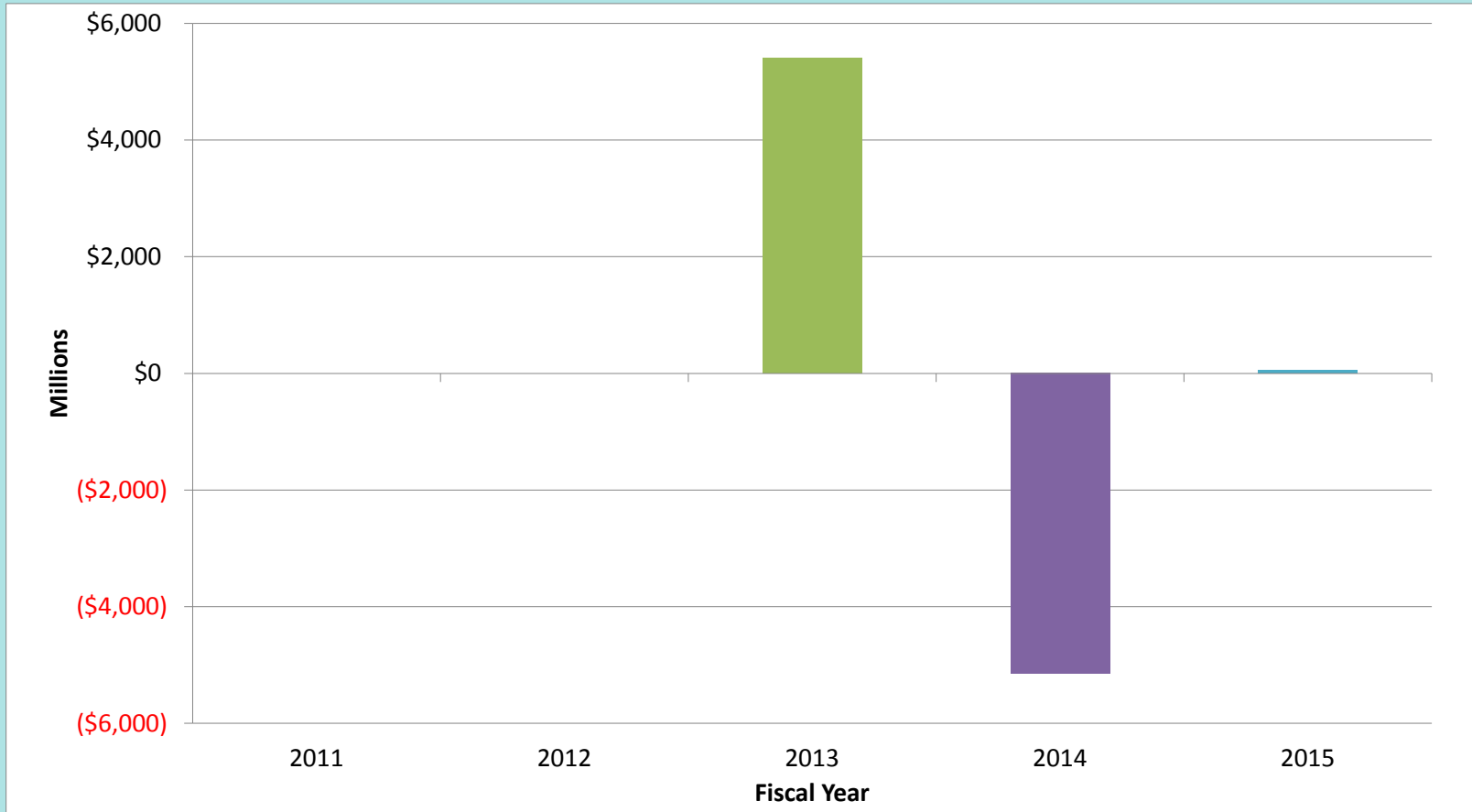
FY 2015
1st Quarter

\$3,392

FY 2016
August 31st YTD

(\$924)

SANDOVAL REGIONAL MEDICAL CENTER



FY 2011
1st Quarter

N/A

FY 2012
1st Quarter

N/A

FY 2013
1st Quarter

\$5,407

FY 2014
1st Quarter

(\$5,145)

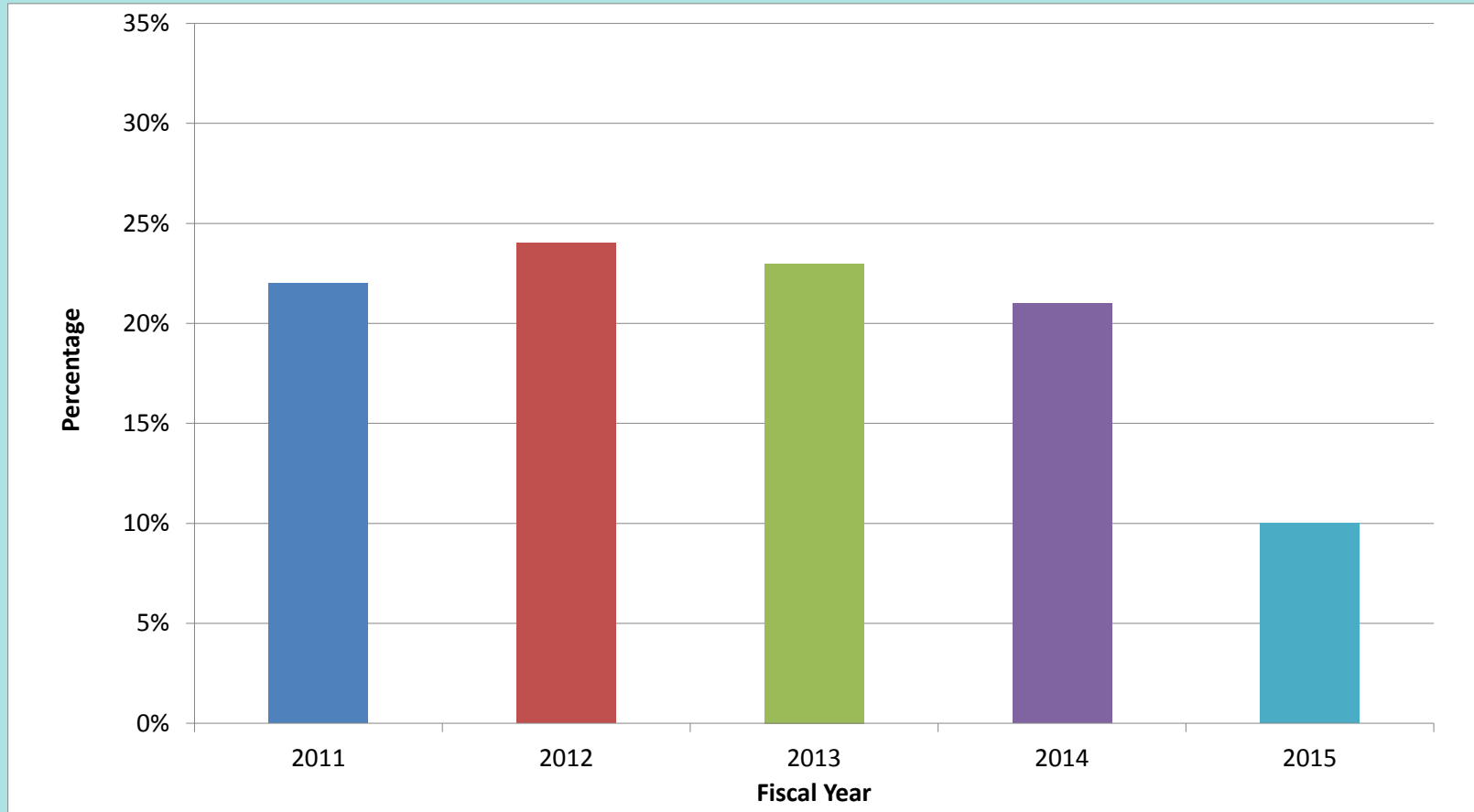
FY 2015
1st Quarter

\$62

FY 2016
August 31st YTD

\$62

UNM HEALTH SYSTEM



FY 2011

FY 2012

FY 2013

FY 2014

FY 2015

**FY 2016
August 31st YTD**

22%

24%

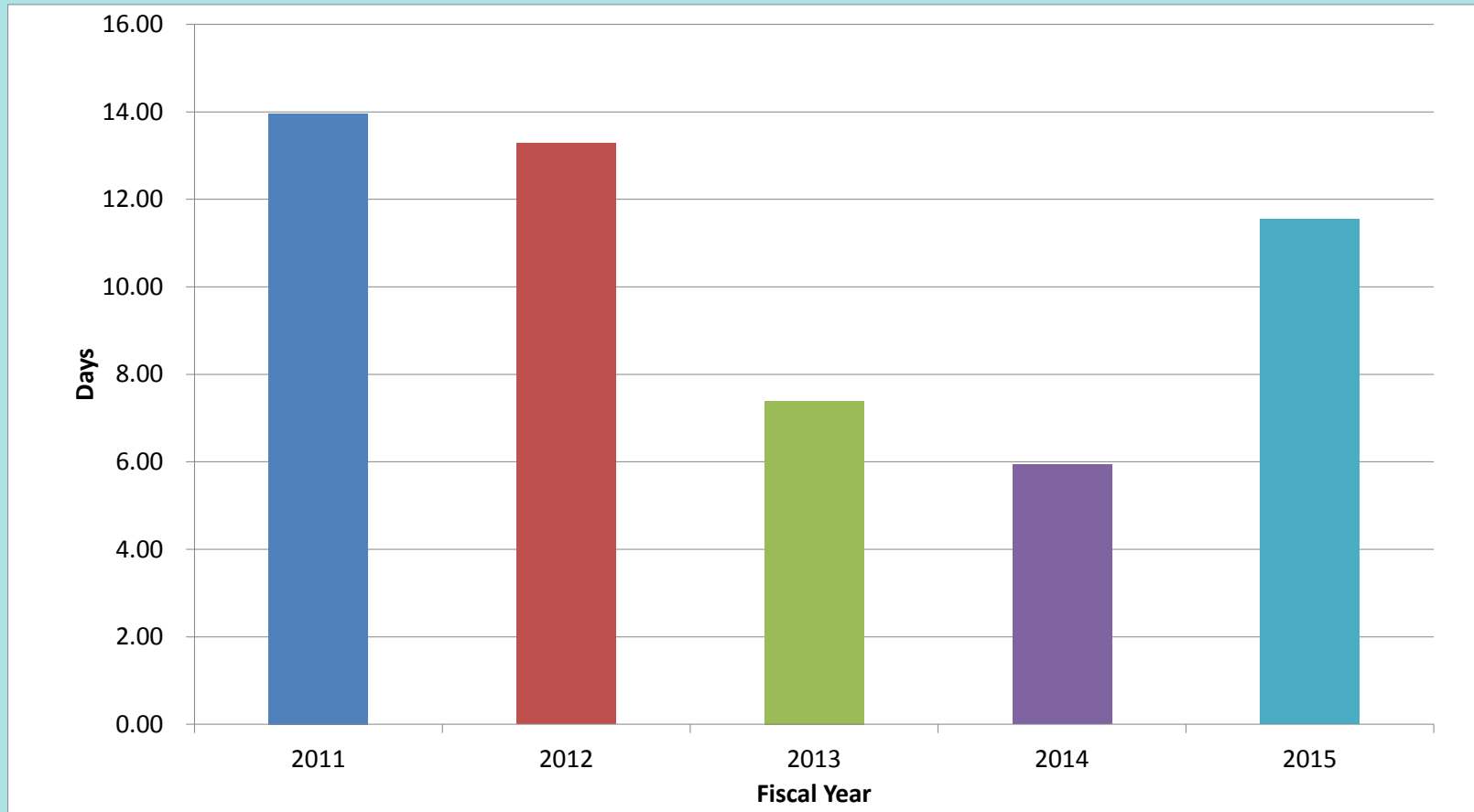
23%

21%

10%

8%

UNIVERSITY HSC



FY 2011
1st Quarter

13.96

FY 2012
1st Quarter

13.28

FY 2013
1st Quarter

7.39

FY 2014
1st Quarter

5.93

FY 2015
1st Quarter

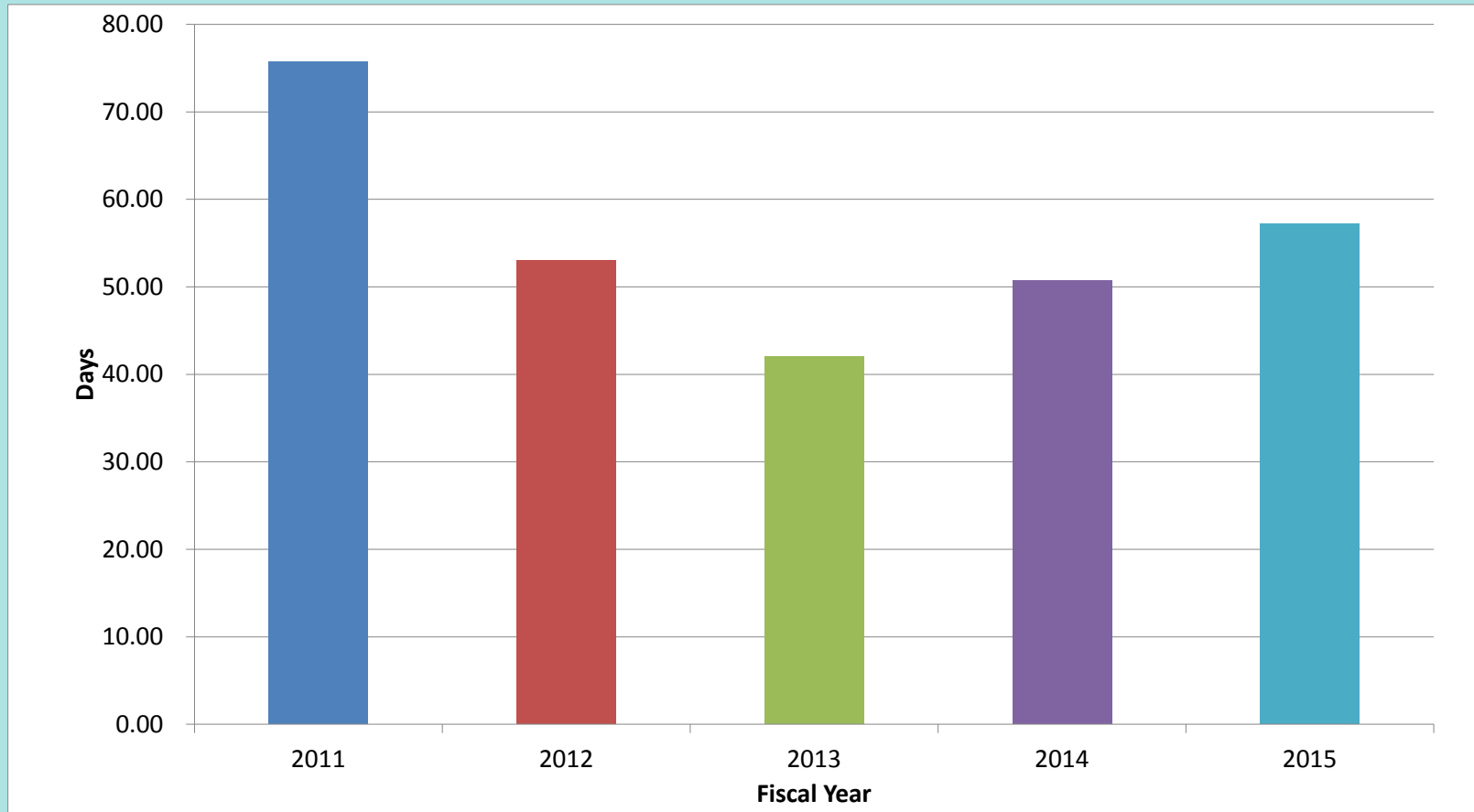
11.54

FY 2016
August 31st

8.03

Days of Expense in Discretionary Reserves - Benchmark - 10 Days

UNM HOSPITALS



**FY 2011
1st Quarter**

75.69

**FY 2012
1st Quarter**

53.01

**FY 2013
1st Quarter**

42.02

**FY 2014
1st Quarter**

50.72

**FY 2015
1st Quarter**

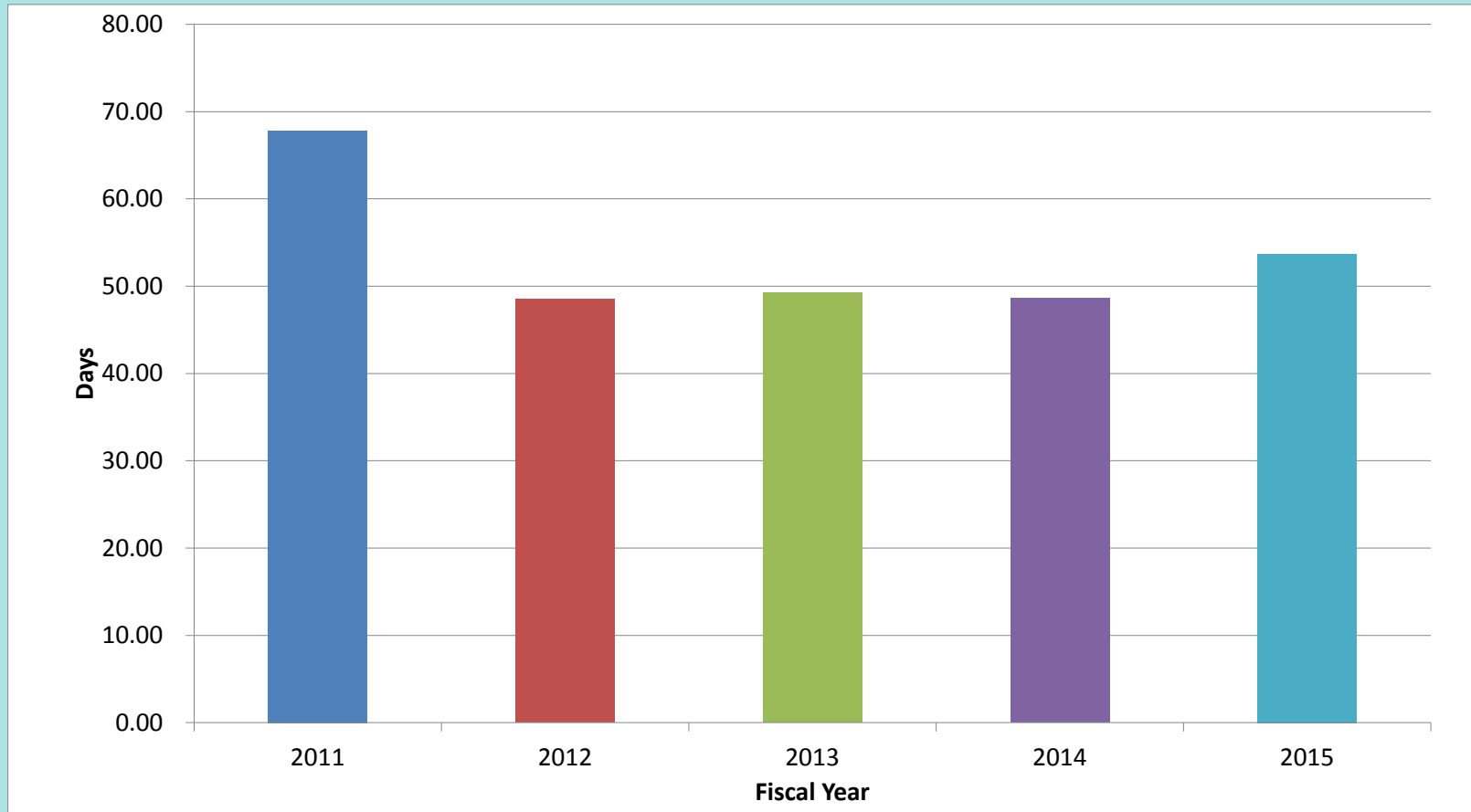
57.18

**FY 2016
August 31st**

72.38

Per Fitch Ratings, "2014 Median Ratios for Nonprofit Hospitals and Healthcare Systems" report, the "AA" credit rating group has a benchmark of 289.4 days cash on hand.

UNM MEDICAL GROUP



**FY 2011
1st Quarter**

67.80

**FY 2012
1st Quarter**

48.50

**FY 2013
1st Quarter**

49.25

**FY 2014
1st Quarter**

48.60

**FY 2015
1st Quarter**

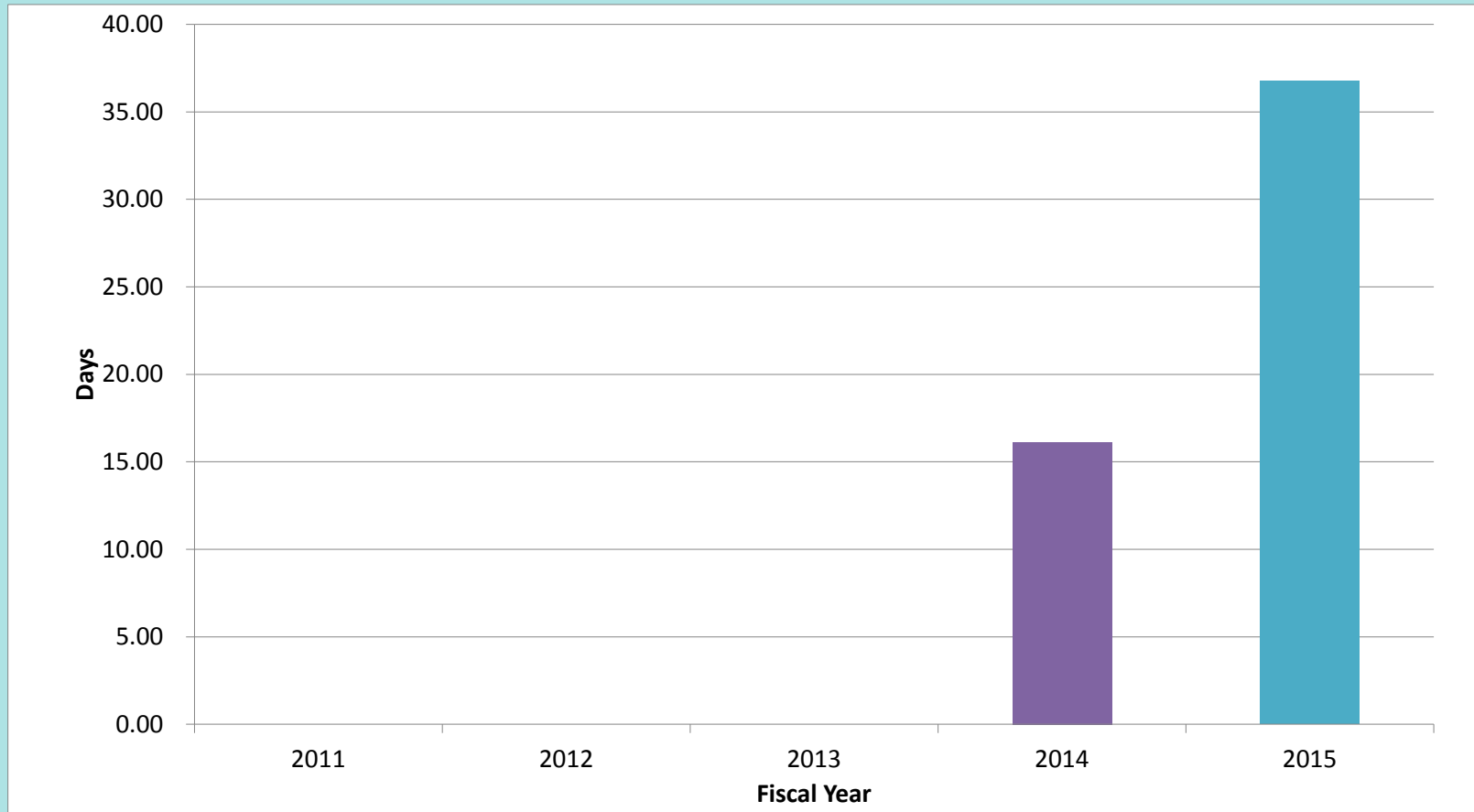
53.71

**FY 2016
August 31st**

30.40

Per Fitch Ratings, "2014 Median Ratios for Nonprofit Hospitals and Healthcare Systems" report, the "AA" credit rating group has a benchmark of 289.4 days cash on hand.

SANDOVAL REGIONAL MEDICAL CENTER



**FY 2011
1st Quarter**

**FY 2012
1st Quarter**

**FY 2013
1st Quarter**

**FY 2014
1st Quarter**

**FY 2015
1st Quarter**

**FY 2016
August 31st**

N/A

N/A

N/A

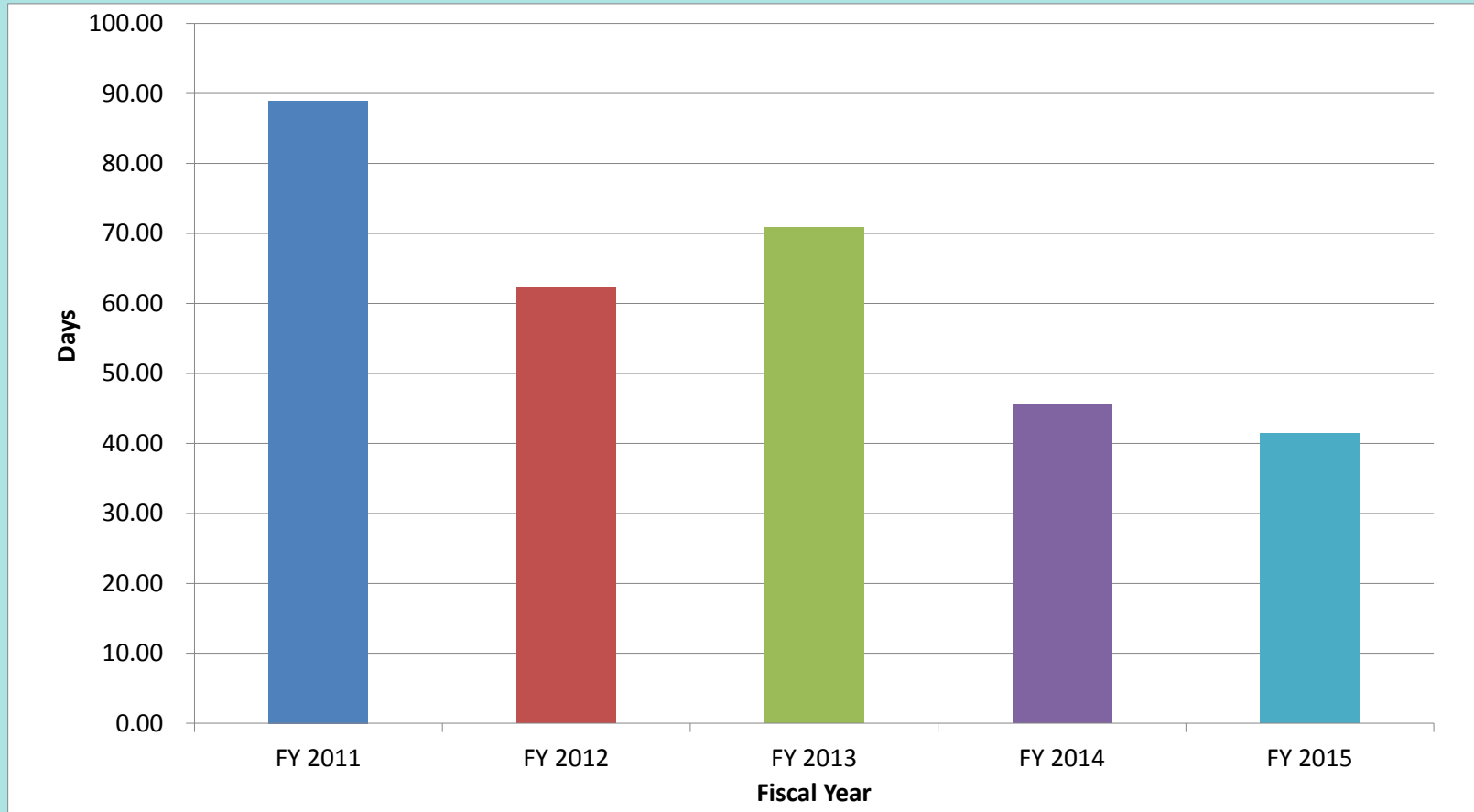
16.12

36.76

79.67

Per Fitch Ratings, "2014 Median Ratios for Nonprofit Hospitals and Healthcare Systems" report, the "AA" credit rating group has a benchmark of 289.4 days cash on hand.

UNIVERSITY HSC



FY 2011

FY 2012

FY 2013

FY 2014

FY 2015

**FY 2016
August 31st**

88.93

62.23

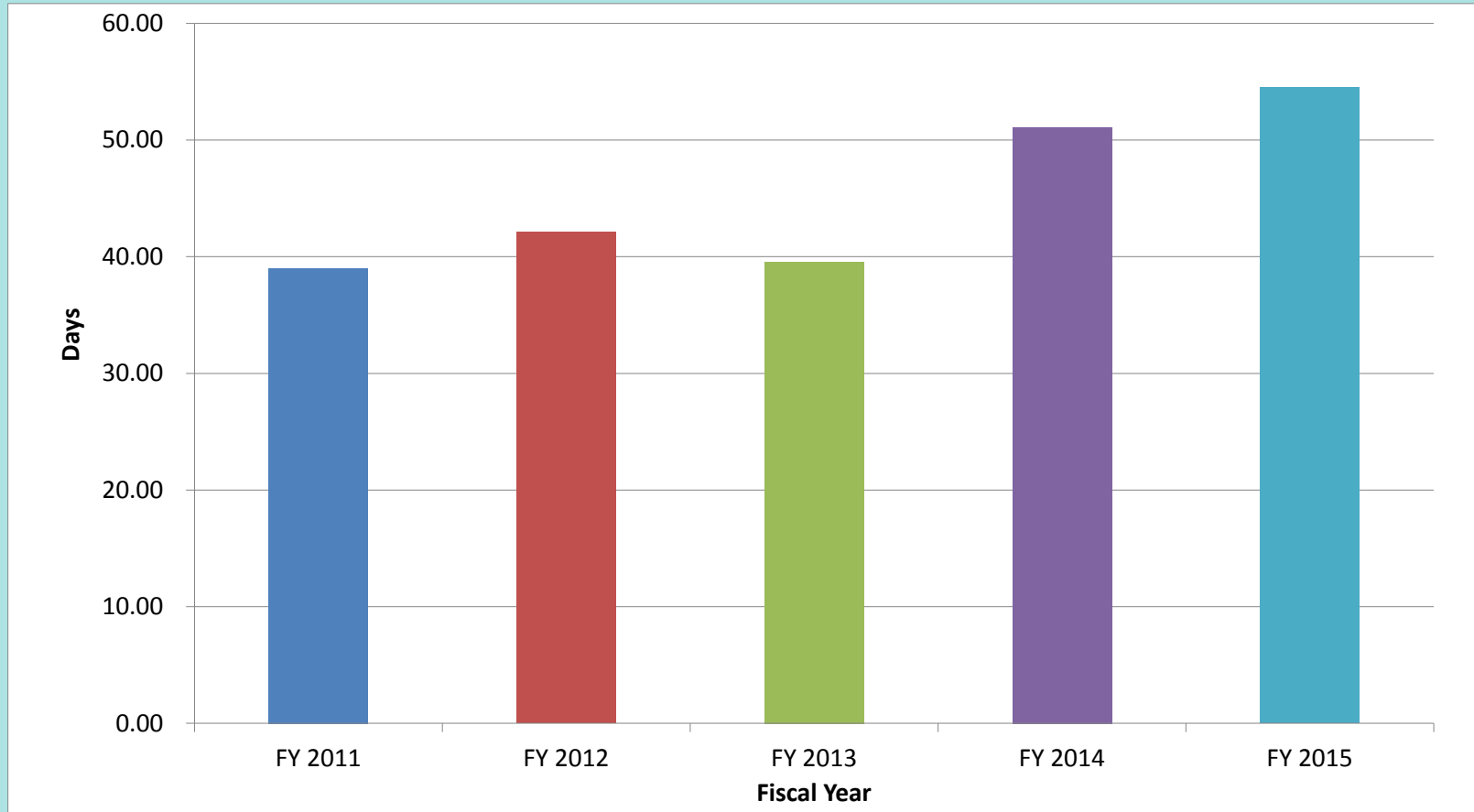
70.81

45.57

41.40

43.35

UNM HOSPITALS



FY 2011

FY 2012

FY 2013

FY 2014

FY 2015

**FY 2016
August 31st**

39.03

42.14

39.58

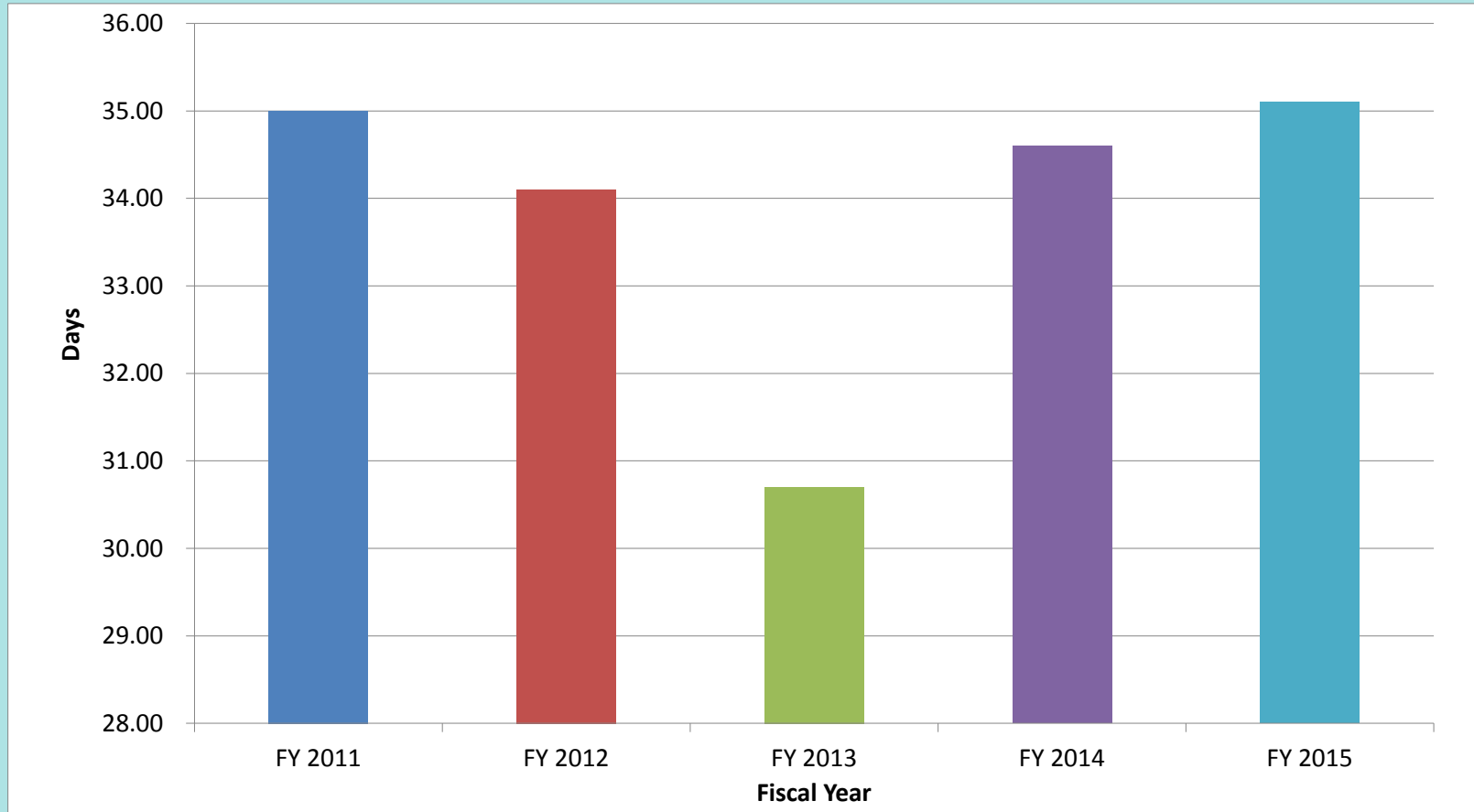
51.09

54.52

54.22

Per Fitch Ratings, "2014 Median Ratios for Nonprofit Hospitals and Healthcare Systems" report, the "AA" credit rating group has a benchmark of 47.4 days in accounts receivable

UNM MEDICAL GROUP



FY 2011

FY 2012

FY 2013

FY 2014

FY 2015

**FY 2016
August 31st**

35.00

34.10

30.70

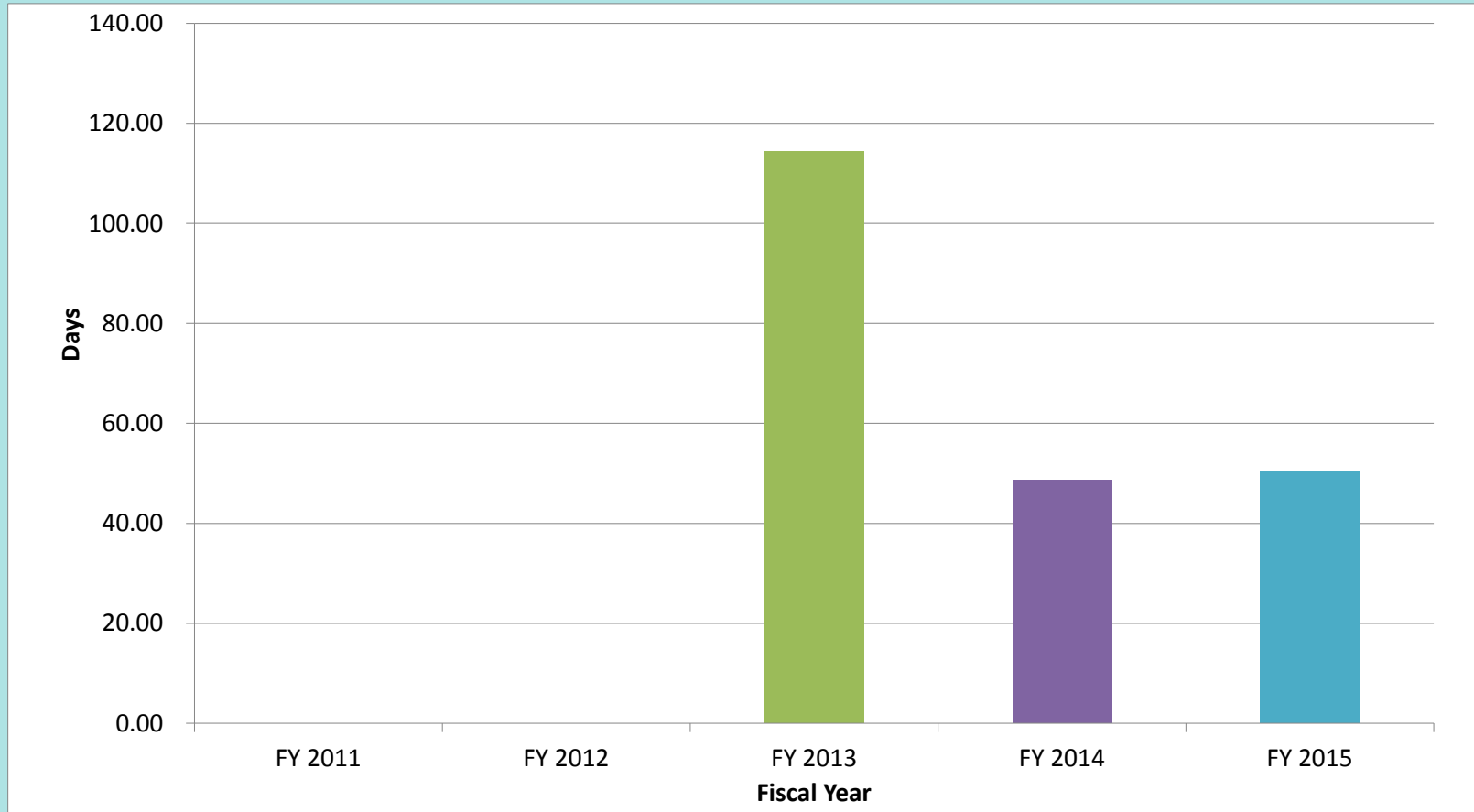
34.60

35.10

33.40

Per Fitch Ratings, "2014 Median Ratios for Nonprofit Hospitals and Healthcare Systems" report, the "AA" credit rating group has a benchmark of 47.4 days in accounts receivable

SANDOVAL REGIONAL MEDICAL CENTER

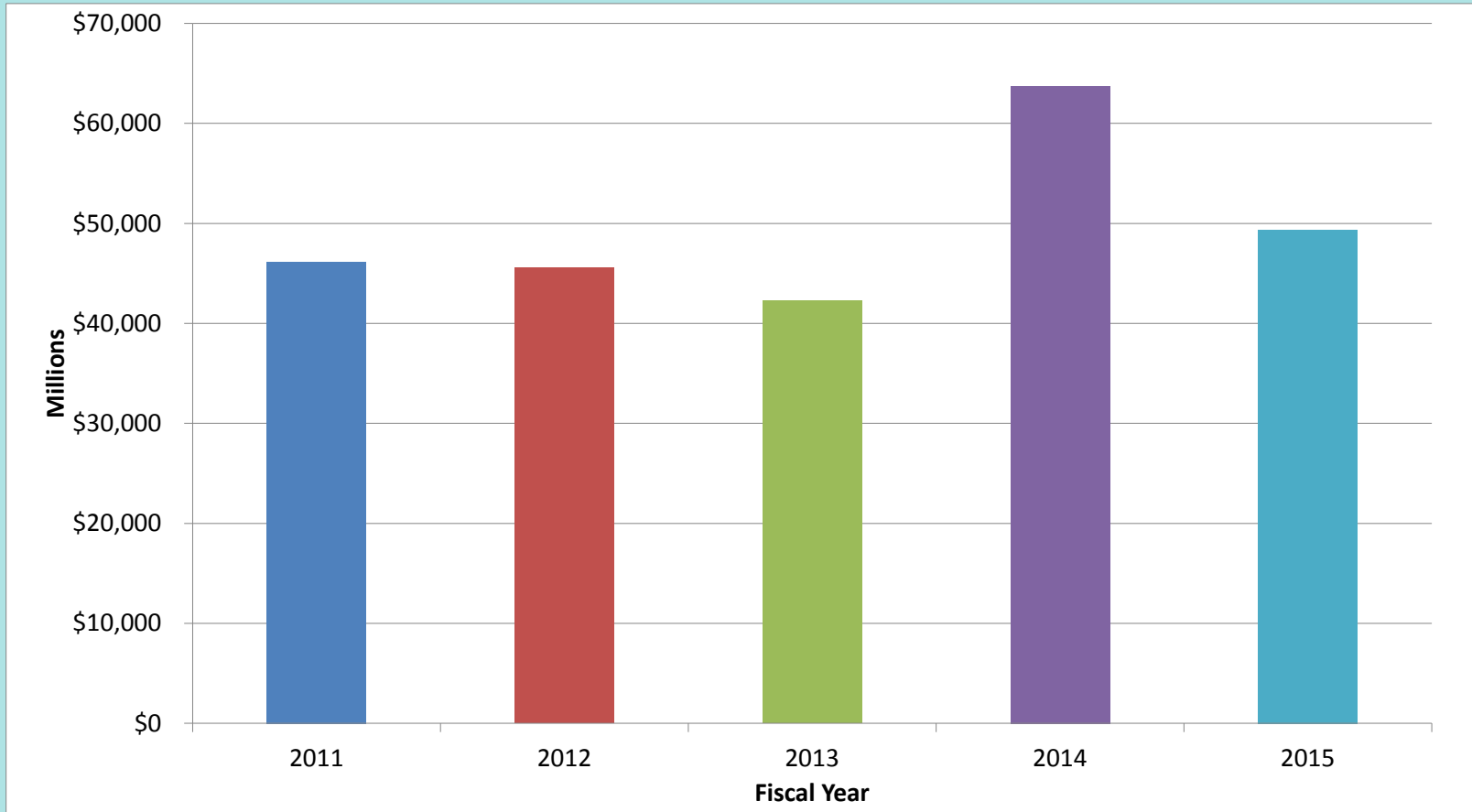


FY 2011	FY 2012	FY 2013	FY 2014	FY 2015	FY 2016 August 31st
N/A	N/A	114.39	48.71	50.50	50.33

Per Fitch Ratings, "2014 Median Ratios for Nonprofit Hospitals and Healthcare Systems" report, the "AA" credit rating group has a benchmark of 47.4 days in accounts receivable

**UNM Health Sciences Center
Metrics - Preliminary and Unaudited
Proposals Submitted
(Amounts are in thousands)**

UNIVERSITY HSC



**FY 2011
1st Quarter**

\$46,155

**FY 2012
1st Quarter**

\$45,546

**FY 2013
1st Quarter**

\$42,262

**FY 2014
1st Quarter**

\$63,733

**FY 2015
1st Quarter**

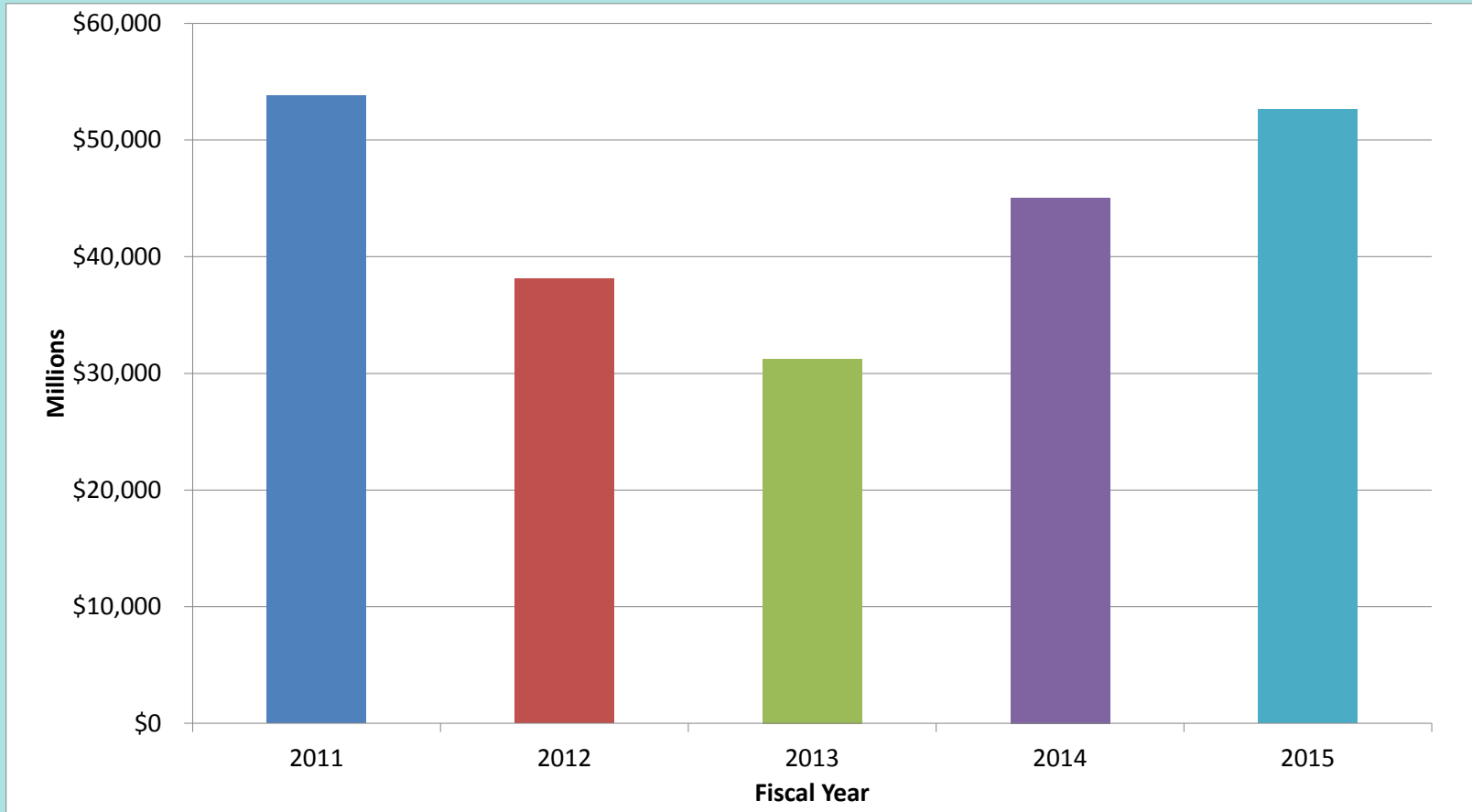
\$49,356

**FY 2016
August 31st YTD**

\$15,945

UNM Health Sciences Center
Metrics - Preliminary and Unaudited
Awards
(Amounts are in thousands)

UNIVERSITY HSC



FY 2011
1st Quarter

\$53,813

FY 2012
1st Quarter

\$38,114

FY 2013
1st Quarter

\$31,225

FY 2014
1st Quarter

\$45,039

FY 2015
1st Quarter

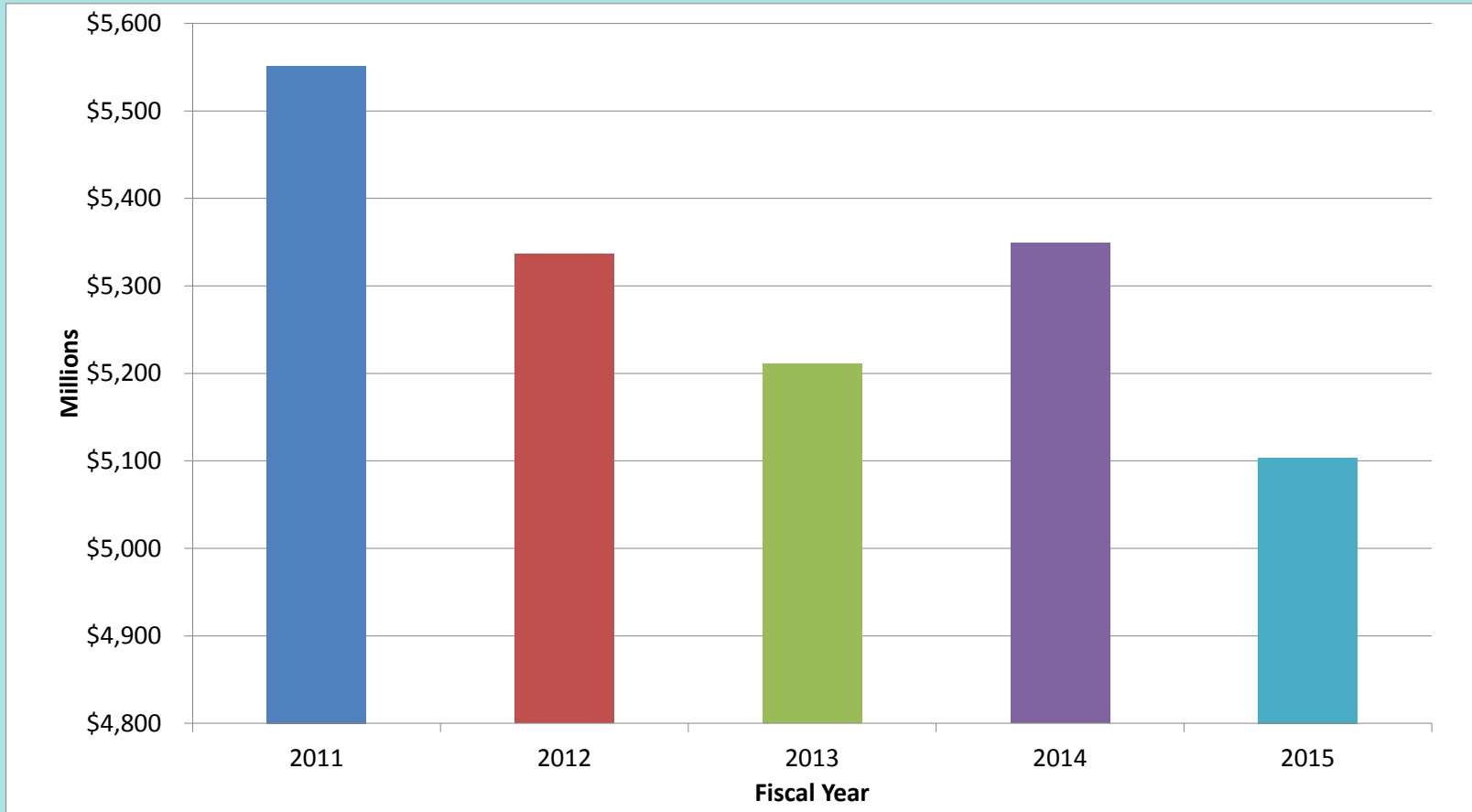
\$52,630

FY 2016
August 31st YTD

\$27,212

UNM Health Sciences Center
Metrics - Preliminary and Unaudited
Earned F&A
(Amounts are in thousands)

UNIVERSITY HSC



FY 2011
1st Quarter

\$5,551

FY 2012
1st Quarter

\$5,337

FY 2013
1st Quarter

\$5,211

FY 2014
1st Quarter

\$5,349

FY 2015
1st Quarter

\$5,104

FY 2016
August 31st YTD

\$3,602



UNIVERSITY OF NEW MEXICO HEALTH SCIENCES CENTER - University HSC Only*
2016 Fiscal Year-to-Date Summary through August 31, 2015 (Preliminary and Unaudited)
(In thousands)

* UNIVERSITY HSC ONLY INCLUDES: SOM, CON, COP, HSLIC, ADMIN, RESEARCH

	University HSC FY 2016 Re-Forecasted Budget 8/31/2015	University HSC FY 2016 Re-Forecasted YTD Budget 8/31/2015	University HSC FY 2016 YTD 8/31/2015 Actual	University HSC FY 2015 Year End Actual	University HSC FY 2016 YTD Actual to FY 2016 Re-Forecasted Budget Benchmark Rate (17%)	University HSC FY 2016 YTD Actual to FY 2015 Year End Actual Benchmark Rate (17%)
1 UNM MEDICAL GROUP REVENUES	130,650	21,775	19,448	125,625	15%	15%
2 UNM HOSPITALS REVENUES	151,730	25,288	23,936	142,751	16%	17%
3 SRMC REVENUES	20,958	3,493	3,450	19,679	16%	18%
4 TUITION AND FEES	15,745	2,624	7,432	15,811	47%	47%
5 CIGARETTE TAX APPROPRIATIONS	3,899	650	729	3,824	19%	19%
6 RPSP APPROPRIATIONS	20,532	3,422	3,597	19,690	18%	18%
7 I&G APPROPRIATIONS	64,907	10,818	10,818	64,907	17%	17%
8 I&G MAIN CAMPUS TRANSFERS	20,406	3,401	3,401	19,900	17%	17%
9 F&A REVENUES (OH RETURN)	24,500	4,083	3,602	24,250	15%	15%
10 HSC/UNM INTERNAL TRANSFERS	(2,195)	(366)	(278)	(5,578)	13%	5%
11 MILL LEVY	0	0	0	0	N/A	N/A
12 OTHER REVENUES	33,337	5,556	4,432	32,502	13%	14%
13 CONTRACT AND GRANT REVENUES	144,110	24,018	21,085	142,683	15%	15%
TOTAL REVENUES	628,579	104,763	101,652	606,044	16%	17%
14 TOTAL COMPENSATION EXPENSES	398,470	66,412	63,007	368,308	16%	17%
15 SUPPLIES/MEDICAL SUPPLIES	13,935	2,323	1,817	13,441	13%	14%
16 UNIVERSITY CLINICIANS PROGRAM	0	0	0	0	N/A	N/A
17 HOUSESTAFF	0	0	0	0	N/A	N/A
18 TRAVEL	5,131	855	650	5,080	13%	13%
19 STUDENT COSTS	3,341	557	950	3,024	28%	31%
20 PATIENT CARE COSTS	1,389	232	195	1,282	14%	15%
21 TELEPHONE/COMMUNICATION COSTS	2,316	386	376	2,277	16%	17%
22 PURCHASED SERVICES	38,162	6,360	4,769	35,628	12%	13%
23 OTHER MEDICAL SERVICES	0	0	0	0	N/A	N/A
24 SUB AWARDS/SERVICE CONTRACTS	1,470	245	38	1,399	3%	3%
25 O&M & LEASES	8,540	1,423	1,180	7,208	14%	16%
26 UTILITIES	5,245	874	768	5,292	15%	15%
27 DEPRECIATION	0	0	0	0	N/A	N/A
28 INTEREST EXPENSE	2,399	400	400	2,284	17%	18%
29 OTHER EXPENSES	6,344	1,057	385	2,637	6%	15%
30 CONTRACT AND GRANT EXPENSES	135,307	22,551	19,672	133,967	15%	15%
TOTAL EXPENSES	622,049	103,675	94,207	581,827	15%	16%
OPERATING NET MARGIN	6,530	1,088	7,445	24,217		
NON-RECURRING ITEMS						
31 CAPITAL EXPENDITURES	1,850	308	817	1,620	44%	50%
32 MEANINGFUL USE REVENUE	0	0	0	0	N/A	N/A
33 RETURN ON INVESTMENT - TRIWEST	0	0	0	0	N/A	N/A
34 USE OF UNMMG RESERVES	0	0	0	0	N/A	N/A
35 RECRUITMENT/STARTUP/SCHOLARSHIPS	957	160	157	1,870	16%	8%
36 NON-RECURRING TRANSFERS	2,983	497	1,542	9,977	52%	15%
TOTAL NON-RECURRING ITEMS	5,790	965	2,516	13,467	43%	19%
NET INCOME/(USE OF RESERVES)	740	123	4,929	10,750		



UNIVERSITY OF NEW MEXICO HEALTH SCIENCES CENTER - UNM Hospitals Only
2016 Fiscal Year-to-Date Summary through August 31, 2015 (Preliminary and Unaudited)
(In thousands)

Clinical Operations

	UNM Hospitals FY 2016 Re-Forecasted Budget 8/31/2015	UNM Hospitals FY 2016 Re-Forecasted YTD Budget 8/31/2015	UNM Hospitals FY 2016 YTD 8/31/2015 Actual	UNM Hospitals FY 2015 Year End Actual	UNM Hospitals FY 2016 YTD Actual to FY 2016 Re-Forecasted Budget Benchmark Rate (17%)	UNM Hospitals FY 2016 YTD Actual to FY 2015 Year End Actual Benchmark Rate (17%)
1 UNM MEDICAL GROUP REVENUES	0	0	0	0	N/A	N/A
2 UNM HOSPITALS REVENUES	892,825	148,804	155,862	911,756	17%	17%
3 SRMC REVENUES	0	0	0	0	N/A	N/A
4 TUITION AND FEES	0	0	0	0	N/A	N/A
5 CIGARETTE TAX APPROPRIATIONS	0	0	0	0	N/A	N/A
6 RPSP APPROPRIATIONS	13,117	2,186	2,186	13,117	17%	17%
7 I&G APPROPRIATIONS	0	0	0	0	N/A	N/A
8 I&G MAIN CAMPUS TRANSFERS	0	0	0	0	N/A	N/A
9 F&A REVENUES (OH RETURN)	0	0	0	0	N/A	N/A
10 HSC/UNM INTERNAL TRANSFERS	0	0	0	0	N/A	N/A
11 MILL LEVY	93,617	15,603	15,536	93,249	17%	17%
12 OTHER REVENUES	28,206	4,701	5,109	28,172	18%	18%
13 CONTRACT AND GRANT REVENUES	2,851	475	505	3,576	18%	14%
TOTAL REVENUES	1,030,616	171,769	179,198	1,049,870	17%	17%
14 TOTAL COMPENSATION EXPENSES	479,870	79,978	76,810	430,998	16%	18%
15 SUPPLIES/MEDICAL SUPPLIES	163,146	27,191	27,496	149,878	17%	18%
16 UNIVERSITY CLINICIANS PROGRAM	79,983	13,331	13,332	70,757	17%	19%
17 HOUSESTAFF	29,224	4,871	5,021	27,459	17%	18%
18 TRAVEL	694	116	116	652	17%	18%
19 STUDENT COSTS	0	0	0	0	N/A	N/A
20 PATIENT CARE COSTS	38,000	6,333	6,160	36,148	16%	17%
21 TELEPHONE/COMMUNICATION COSTS	4,722	787	623	3,768	13%	17%
22 PURCHASED SERVICES	53,738	8,956	8,475	48,939	16%	17%
23 OTHER MEDICAL SERVICES	37,915	6,319	6,678	36,867	18%	18%
24 SUB AWARDS/SERVICE CONTRACTS	10,920	1,820	1,678	9,927	15%	17%
25 O&M & LEASES	20,109	3,352	3,178	17,824	16%	18%
26 UTILITIES	7,651	1,275	1,333	6,670	17%	20%
27 DEPRECIATION	33,538	5,590	5,317	33,706	16%	16%
28 INTEREST EXPENSE	3,201	534	534	6,868	17%	8%
29 OTHER EXPENSES	38,417	6,403	6,412	33,997	17%	19%
30 CONTRACT AND GRANT EXPENSES	0	0	0	0	N/A	N/A
TOTAL EXPENSES	1,001,128	166,855	163,163	914,458	16%	18%
OPERATING NET MARGIN	29,488	4,915	16,035	135,412		
NON-RECURRING ITEMS						
31 CAPITAL EXPENDITURES	29,025	4,838	15,525	128,982	53%	12%
32 MEANINGFUL USE REVENUE	0	0	0	0	N/A	N/A
33 RETURN ON INVESTMENT - TRIWEST	0	0	0	(14,172)	N/A	0%
34 USE OF UNMMG RESERVES	0	0	0	0	N/A	N/A
35 RECRUITMENT/STARTUP/SCHOLARSHIPS	0	0	0	0	N/A	N/A
36 NON-RECURRING TRANSFERS	0	0	0	0	N/A	N/A
TOTAL NON-RECURRING ITEMS	29,025	4,838	15,525	114,810	53%	14%
NET INCOME/(USE OF RESERVES)	463	77	510	20,602		



UNIVERSITY OF NEW MEXICO HEALTH SCIENCES CENTER - UNMMG Only
2016 Fiscal Year-to-Date Summary through August 31, 2015 (Preliminary and Unaudited)
(In thousands)

Clinical Operations

	UNMMG FY 2016 Re-Forecasted Budget 8/31/2015	UNMMG FY 2016 Re-Forecasted YTD Budget 8/31/2015	UNMMG FY 2016 YTD 8/31/2015 Actual	UNMMG FY 2015 Year End Actual	UNMMG FY 2016 YTD Actual to FY 2016 Re-Forecasted Budget Benchmark Rate (17%)	UNMMG FY 2016 YTD Actual to FY 2015 Year End Actual Benchmark Rate (17%)
1 UNM MEDICAL GROUP REVENUES	200,318	33,386	29,292	189,966	15%	15%
2 UNM HOSPITALS REVENUES	0	0	0	0	N/A	N/A
3 SRMC REVENUES	0	0	0	0	N/A	N/A
4 TUITION AND FEES	0	0	0	0	N/A	N/A
5 CIGARETTE TAX APPROPRIATIONS	0	0	0	0	N/A	N/A
6 RPSF APPROPRIATIONS	813	136	210	813	26%	26%
7 I&G APPROPRIATIONS	0	0	0	0	N/A	N/A
8 I&G MAIN CAMPUS TRANSFERS	0	0	0	0	N/A	N/A
9 F&A REVENUES (OH RETURN)	0	0	0	0	N/A	N/A
10 HSC/UNM INTERNAL TRANSFERS	0	0	0	0	N/A	N/A
11 MILL LEVY	0	0	0	0	N/A	N/A
12 OTHER REVENUES	9,554	1,592	1,614	10,513	17%	15%
13 CONTRACT AND GRANT REVENUES	0	0	0	0	N/A	N/A
TOTAL REVENUES	210,685	35,114	31,116	201,292	15%	15%
14 TOTAL COMPENSATION EXPENSES	20,392	3,399	2,973	17,473	15%	17%
15 SUPPLIES/MEDICAL SUPPLIES	0	0	0	0	N/A	N/A
16 UNIVERSITY CLINICIANS PROGRAM	0	0	0	0	N/A	N/A
17 HOUSESTAFF	0	0	0	0	N/A	N/A
18 TRAVEL	0	0	0	0	N/A	N/A
19 STUDENT COSTS	0	0	0	0	N/A	N/A
20 PATIENT CARE COSTS	30,497	5,083	4,407	24,266	14%	18%
21 TELEPHONE/COMMUNICATION COSTS	0	0	0	0	N/A	N/A
22 PURCHASED SERVICES	148,240	24,707	23,293	144,340	16%	16%
23 OTHER MEDICAL SERVICES	0	0	0	0	N/A	N/A
24 SUB AWARDS/SERVICE CONTRACTS	0	0	0	0	N/A	N/A
25 O&M & LEASES	544	91	89	485	16%	18%
26 UTILITIES	0	0	0	0	N/A	N/A
27 DEPRECIATION	390	65	78	419	20%	19%
28 INTEREST EXPENSE	0	0	0	0	N/A	N/A
29 OTHER EXPENSES	7,323	1,221	1,086	6,426	15%	17%
30 CONTRACT AND GRANT EXPENSES	0	0	0	0	N/A	N/A
TOTAL EXPENSES	207,386	34,564	31,926	193,409	15%	17%
OPERATING NET MARGIN	3,299	550	(810)	7,883		
NON-RECURRING ITEMS						
31 CAPITAL EXPENDITURES	0	0	0	0	N/A	N/A
32 MEANINGFUL USE REVENUE	(100)	(17)	0	(55)	0%	0%
33 RETURN ON INVESTMENT - TRIWEST	0	0	0	0	N/A	N/A
34 USE OF UNMMG RESERVES	2,500	417	114	6,829	5%	2%
35 RECRUITMENT/STARTUP/SCHOLARSHIPS	0	0	0	0	N/A	N/A
36 NON-RECURRING TRANSFERS	0	0	0	0	N/A	N/A
TOTAL NON-RECURRING ITEMS	2,400	400	114	6,774	5%	2%
NET INCOME/(USE OF RESERVES)	899	150	(924)	1,109		



UNIVERSITY OF NEW MEXICO HEALTH SCIENCES CENTER - SRMC Only
2016 Fiscal Year-to-Date Summary through August 31, 2015 (Preliminary and Unaudited)
(In thousands)

Clinical Operations

	SRMC FY 2016 Re-Forecasted Budget 8/31/2015	SRMC FY 2016 Re-Forecasted YTD Budget 8/31/2015	SRMC FY 2016 YTD 8/31/2015 Actual	SRMC FY 2015 Year End Actual	SRMC FY 2016 YTD Actual to FY 2016 Re-Forecasted Budget Benchmark Rate (17%)	SRMC FY 2016 YTD Actual to FY 2015 Year End Actual Benchmark Rate (17%)
1 UNM MEDICAL GROUP REVENUES	0	0	0	0	N/A	N/A
2 UNM HOSPITALS REVENUES	0	0	0	0	N/A	N/A
3 SRMC REVENUES	79,351	13,225	12,960	74,755	16%	17%
4 TUITION AND FEES	0	0	0	0	N/A	N/A
5 CIGARETTE TAX APPROPRIATIONS	0	0	0	0	N/A	N/A
6 RPSAP APPROPRIATIONS	0	0	0	0	N/A	N/A
7 I&G APPROPRIATIONS	0	0	0	0	N/A	N/A
8 I&G MAIN CAMPUS TRANSFERS	0	0	0	0	N/A	N/A
9 F&A REVENUES (OH RETURN)	0	0	0	0	N/A	N/A
10 HSC/UNM INTERNAL TRANSFERS	0	0	0	0	N/A	N/A
11 MILL LEVY	6,117	1,020	1,020	6,081	17%	17%
12 OTHER REVENUES	468	78	77	468	16%	16%
13 CONTRACT AND GRANT REVENUES	0	0	0	59	N/A	0%
TOTAL REVENUES	85,936	14,323	14,057	81,363	16%	17%
14 TOTAL COMPENSATION EXPENSES	37,257	6,210	6,202	34,376	17%	18%
15 SUPPLIES/MEDICAL SUPPLIES	16,309	2,718	2,639	15,098	16%	17%
16 UNIVERSITY CLINICIANS PROGRAM	517	86	86	324	17%	27%
17 HOUSESTAFF	207	35	34	246	16%	14%
18 TRAVEL	37	6	6	33	16%	18%
19 STUDENT COSTS	0	0	0	0	N/A	N/A
20 PATIENT CARE COSTS	6,370	1,062	989	4,342	16%	23%
21 TELEPHONE/COMMUNICATION COSTS	113	19	19	94	17%	20%
22 PURCHASED SERVICES	3,487	581	647	3,718	19%	17%
23 OTHER MEDICAL SERVICES	1,714	286	108	864	6%	13%
24 SUB AWARDS/SERVICE CONTRACTS	2,241	374	373	1,581	17%	24%
25 O&M & LEASES	1,037	173	105	935	10%	11%
26 UTILITIES	968	161	161	830	17%	19%
27 DEPRECIATION	8,488	1,415	1,504	9,621	18%	16%
28 INTEREST EXPENSE	3,939	657	658	4,013	17%	16%
29 OTHER EXPENSES	3,064	511	464	2,627	15%	18%
30 CONTRACT AND GRANT EXPENSES	0	0	0	0	N/A	N/A
TOTAL EXPENSES	85,748	14,291	13,995	78,702	16%	18%
OPERATING NET MARGIN	188	31	62	2,661		
NON-RECURRING ITEMS						
31 CAPITAL EXPENDITURES	0	0	0	0	N/A	N/A
32 MEANINGFUL USE REVENUE	0	0	0	0	N/A	N/A
33 RETURN ON INVESTMENT - TRIWEST	0	0	0	0	N/A	N/A
34 USE OF UNMMG RESERVES	0	0	0	0	N/A	N/A
35 RECRUITMENT/STARTUP/SCHOLARSHIPS	0	0	0	0	N/A	N/A
36 NON-RECURRING TRANSFERS	0	0	0	0	N/A	N/A
TOTAL NON-RECURRING ITEMS	0	0	0	0	N/A	N/A
NET INCOME/(USE OF RESERVES)	188	31	62	2,661		



UNIVERSITY OF NEW MEXICO HEALTH SCIENCES CENTER - Consolidated HSC
2016 Fiscal Year-to-Date Summary through August 31, 2015 (Preliminary and Unaudited)
(In thousands)

* INCLUDES INTERCOMPANY ELIMINATIONS

Clinical and Academic Operations

	Consolidated HSC FY 2016 Re-Forecasted Budget 8/31/2015	Consolidated HSC FY 2016 Re-Forecasted YTD Budget 8/31/2015	Consolidated HSC FY 2016 YTD 8/31/2015 Actual	Consolidated HSC FY 2015 Year End Actual	Consolidated HSC FY 2016 YTD Actual to FY 2016 Re-Forecasted Budget Benchmark Rate (17%)	Consolidated HSC FY 2016 YTD Actual to FY 2015 Year End Actual Benchmark Rate (17%)
1 UNM MEDICAL GROUP REVENUES *	200,318	33,386	29,292	189,966	15%	15%
2 UNM HOSPITALS REVENUES *	895,456	149,243	155,952	914,420	17%	17%
3 SRMC REVENUES *	79,351	13,225	12,960	74,755	16%	17%
4 TUITION AND FEES	15,745	2,624	7,432	15,811	47%	47%
5 CIGARETTE TAX APPROPRIATIONS	3,899	650	729	3,824	19%	19%
6 RPSAP APPROPRIATIONS	34,462	5,744	5,993	33,620	17%	18%
7 I&G APPROPRIATIONS	64,907	10,818	10,818	64,907	17%	17%
8 I&G MAIN CAMPUS TRANSFERS	20,406	3,401	3,401	19,900	17%	17%
9 F&A REVENUES (OH RETURN)	24,500	4,083	3,602	24,250	15%	15%
10 HSC/UNM INTERNAL TRANSFERS	(2,195)	(366)	(278)	(5,578)	13%	5%
11 MILL LEVY	99,734	16,622	16,556	99,330	17%	17%
12 OTHER REVENUES *	52,157	8,693	8,906	54,801	17%	16%
13 CONTRACT AND GRANT REVENUES	146,961	24,494	21,590	146,318	15%	15%
TOTAL REVENUES	1,635,701	272,617	276,953	1,636,324	17%	17%
14 TOTAL COMPENSATION EXPENSES *	635,872	105,979	103,037	567,656	16%	18%
15 SUPPLIES/MEDICAL SUPPLIES	193,390	32,232	31,952	178,187	17%	18%
16 UNIVERSITY CLINICIANS PROGRAM	80,500	13,417	13,418	71,081	17%	19%
17 HOUSESTAFF	29,431	4,905	5,055	27,705	17%	18%
18 TRAVEL	5,862	977	772	5,765	13%	13%
19 STUDENT COSTS	3,341	557	950	3,024	28%	31%
20 PATIENT CARE COSTS	76,256	12,709	11,751	66,038	15%	18%
21 TELEPHONE/COMMUNICATION COSTS	7,151	1,192	1,018	6,139	14%	17%
22 PURCHASED SERVICES *	223,629	37,272	34,069	213,964	15%	16%
23 OTHER MEDICAL SERVICES	39,629	6,605	6,786	37,731	17%	18%
24 SUB AWARDS/SERVICE CONTRACTS	14,631	2,439	2,089	12,907	14%	16%
25 O&M & LEASES	30,230	5,038	4,552	26,598	15%	17%
26 UTILITIES	13,864	2,311	2,262	12,792	16%	18%
27 DEPRECIATION	42,416	7,069	6,899	43,746	16%	16%
28 INTEREST EXPENSE	9,539	1,590	1,592	13,165	17%	12%
29 OTHER EXPENSES	55,148	9,191	8,347	45,686	15%	18%
30 CONTRACT AND GRANT EXPENSES	135,307	22,551	19,672	133,967	15%	15%
TOTAL EXPENSES	1,596,196	266,033	254,221	1,466,151	16%	17%
OPERATING NET MARGIN	39,505	6,584	22,732	170,173		
NON-RECURRING ITEMS						
31 CAPITAL EXPENDITURES	30,876	5,146	16,342	130,602	53%	13%
32 MEANINGFUL USE REVENUE	(100)	(17)	0	(55)	0%	0%
33 RETURN ON INVESTMENT - TRIWEST	0	0	0	(14,172)	N/A	0%
34 USE OF UNMMG RESERVES	2,500	417	114	6,829	5%	2%
35 RECRUITMENT/STARTUP/SCHOLARSHIPS	957	160	157	1,870	16%	8%
36 NON-RECURRING TRANSFERS	2,983	497	1,542	9,977	52%	15%
TOTAL NON-RECURRING ITEMS	37,216	6,203	18,155	135,051	49%	13%
NET INCOME/(USE OF RESERVES)	2,289	381	4,577	35,122		



UNIVERSITY OF NEW MEXICO HEALTH SCIENCES CENTER - Consolidated HSC
2016 Fiscal Year-to-Date Summary through August 31, 2015 (Preliminary and Unaudited)
(In thousands)
DOES NOT INCLUDE INTERCOMPANY ELIMINATIONS

Clinical and Academic Operations

	Consolidated HSC FY 2016 Re-Forecasted Budget 8/31/2015	Consolidated HSC FY 2016 Re-Forecasted YTD Budget 8/31/2015	Consolidated HSC FY 2016 YTD 8/31/2015 Actual	Consolidated HSC FY 2015 Year End Actual	Consolidated HSC FY 2016 YTD Actual to FY 2016 Re-Forecasted Budget Benchmark Rate (17%)	Consolidated HSC FY 2016 YTD Actual to FY 2015 Year End Actual Benchmark Rate (17%)
1 UNM MEDICAL GROUP REVENUES	330,968	55,161	48,740	315,591	15%	15%
2 UNM HOSPITALS REVENUES	1,044,555	174,093	179,798	1,054,507	17%	17%
3 SRMC REVENUES	100,309	16,718	16,410	94,434	16%	17%
4 TUITION AND FEES	15,745	2,624	7,432	15,811	47%	47%
5 CIGARETTE TAX APPROPRIATIONS	3,899	650	729	3,824	19%	19%
6 RPSAP APPROPRIATIONS	34,462	5,744	5,993	33,620	17%	18%
7 I&G APPROPRIATIONS	64,907	10,818	10,818	64,907	17%	17%
8 I&G MAIN CAMPUS TRANSFERS	20,406	3,401	3,401	19,900	17%	17%
9 F&A REVENUES (OH RETURN)	24,500	4,083	3,602	24,250	15%	15%
10 HSC/UNM INTERNAL TRANSFERS	(2,195)	(366)	(278)	(5,578)	13%	5%
11 MILL LEVY	99,734	16,622	16,556	99,330	17%	17%
12 OTHER REVENUES	71,565	11,928	11,232	71,655	16%	16%
13 CONTRACT AND GRANT REVENUES	146,961	24,494	21,590	146,318	15%	15%
TOTAL REVENUES	1,955,816	325,969	326,023	1,938,569	17%	17%
14 TOTAL COMPENSATION EXPENSES	935,989	155,998	148,992	851,155	16%	18%
15 SUPPLIES/MEDICAL SUPPLIES	193,390	32,232	31,952	178,417	17%	18%
16 UNIVERSITY CLINICIANS PROGRAM	80,500	13,417	13,418	71,081	17%	19%
17 HOUSESTAFF	29,431	4,905	5,055	27,705	17%	18%
18 TRAVEL	5,862	977	772	5,765	13%	13%
19 STUDENT COSTS	3,341	557	950	3,024	28%	31%
20 PATIENT CARE COSTS	76,256	12,709	11,751	66,038	15%	18%
21 TELEPHONE/COMMUNICATION COSTS	7,151	1,192	1,018	6,139	14%	17%
22 PURCHASED SERVICES	243,627	40,605	37,184	232,625	15%	16%
23 OTHER MEDICAL SERVICES	39,629	6,605	6,786	37,731	17%	18%
24 SUB AWARDS/SERVICE CONTRACTS	14,631	2,439	2,089	12,907	14%	16%
25 O&M & LEASES	30,230	5,038	4,552	26,452	15%	17%
26 UTILITIES	13,864	2,311	2,262	12,792	16%	18%
27 DEPRECIATION	42,416	7,069	6,899	43,746	16%	16%
28 INTEREST EXPENSE	9,539	1,590	1,592	13,165	17%	12%
29 OTHER EXPENSES	55,148	9,191	8,347	45,687	15%	18%
30 CONTRACT AND GRANT EXPENSES	135,307	22,551	19,672	133,967	15%	15%
TOTAL EXPENSES	1,916,311	319,385	303,291	1,768,396	16%	17%
OPERATING NET MARGIN	39,505	6,584	22,732	170,173		
NON-RECURRING ITEMS						
31 CAPITAL EXPENDITURES	30,876	5,146	16,342	130,602	53%	13%
32 MEANINGFUL USE REVENUE	(100)	(17)	0	(55)	0%	0%
33 RETURN ON INVESTMENT - TRIWEST	0	0	0	(14,172)	N/A	0%
34 USE OF UNMMG RESERVES	2,500	417	114	6,829	5%	2%
35 RECRUITMENT/STARTUP/SCHOLARSHIPS	957	160	157	1,870	16%	8%
36 NON-RECURRING TRANSFERS	2,983	497	1,542	9,977	52%	15%
TOTAL NON-RECURRING ITEMS	37,216	6,203	18,155	135,051	49%	13%
NET INCOME/(USE OF RESERVES)	2,289	381	4,577	35,122		

GLOSSARY OF REPORT CATEGORIES

FINANCIAL STATEMENT CATEGORY		UNM	UNMMG	UNM Hospitals	SRMC
1	UNM MEDICAL GROUP REVENUES	Clinical revenue primarily based on Physician or Provider efforts and collection through UNMMG	Net patient services revenue including SCI & UPL from UNMMG Clinical operations	N/A	N/A
2	UNM HOSPITALS REVENUES	Revenue from University Hospital to the School of Medicine	N/A	Hospital facility revenue based on patient billings by UNMH	N/A
3	SRMC REVENUES	Revenue from SRMC to the School of Medicine	N/A	N/A	Hospital facility revenue based on patient billings by SRMC
4	TUITION AND FEES	Tuition & Fees, including tuition differentials	N/A	N/A	N/A
5	CIGARETTE TAX APPROPRIATIONS	Revenues received from the State as a calculated portion of Tax Revenue on the sale of tobacco products for use in Cancer Research	N/A	N/A	N/A
6	RPSP APPROPRIATIONS	Revenue received for current operations made available to UNM by act of NM State Legislature on an annual basis for Research, Public Service and Independent Operations	N/A	Revenue received for current operations made available to UNMH by act of NM State Legislature on an annual basis for Research, Public Service and Independent Operations	N/A
7	I&G APPROPRIATIONS	Revenue received for current operations made available to UNM by act of NM State Legislature on an annual basis for I&G operations	N/A	N/A	N/A
8	I&G MAIN CAMPUS TRANSFERS	Partial transfer of tuition and formula workload generated by Nursing, Pharmacy and SOM	N/A	N/A	N/A
9	F & A REVENUES (OH RETURN)	Revenue from recovery of indirect costs (F&A) incurred by a Contract or Grant also known as overhead return	N/A	N/A	N/A
10	HSC/UNM INTERNAL TRANSFERS	All transfers to/from HSC Unrestricted Funds excluding the I&G Main Campus Transfer and Transfers for Debt Service	N/A	N/A	N/A
11	MILL LEVY	N/A	N/A	Mil levy taxes collected on behalf of the Bernalillo County Treasurer and remitted to UNMH as required by the Hospital Funding Act.	Mil levy taxes collected on behalf of the Sandoval County Treasurer and remitted to SRMC as required by the Hospital Funding Act.
12	OTHER REVENUES	All other Revenues - not contained in any other category - Sales & Services (not Internal Service Center P18 sales), Gains on Sponsored Projects, Gifts, Endowment Spending Distributions, Investment Income, etc.	Other operating revenues and revenue received from UNM Hospitals to cover SRMC physician costs.	All other revenues not contained in any other category: Investment income, equity loss in Tricare, donated revenue, gain/loss on sale of assets, food, nutrition, catering & vending revenue, medical records revenue, rent revenue, all other non-operating revenue	All other revenues not contained in any other category: Investment income, donated revenue, gain/loss on sale of assets, food, nutrition, catering & vending revenue, medical records revenue, rent revenue, all other non-operating revenue
13	CONTRACT AND GRANT REVENUES	All Restricted Funds Revenue and Unrestricted Contract Revenue for example VA contracts	N/A	Revenue associated with restricted and unrestricted contracts and grants	N/A
14	TOTAL COMPENSATION EXPENSES	Salary, wages & benefits	Salaries and benefits considered to be operating and certain clinical expenses of UNMMG	Salary, wages & benefits	Salary, wages & benefits

GLOSSARY OF REPORT CATEGORIES

FINANCIAL STATEMENT CATEGORY		UNM	UNMMG	UNM Hospitals	SRMC
15	SUPPLIES/MEDICAL SUPPLIES	Office supplies, computer supplies, dues & memberships, postage charges, recruitment expenses, non capital equipment, computers, food, lab supplies, uniforms, training materials, etc.	N/A	Medical supplies for: lab, radiology, blood, pharmaceuticals, biologics, implantable devices, office supplies, computer supplies, photocopy expense, forms, linen, food, uniforms, and training materials.	Medical supplies for: lab, radiology, blood, pharmaceuticals, biologics, implantable devices, office supplies, computer supplies, photocopy expense, forms, linen, food, uniforms, and training materials.
16	UNIVERSITY CLINICIANS PROGRAM	N/A	N/A	Special clinician program to support SOM	Special clinician program to support SOM
17	HOUSESTAFF	N/A	N/A	Reimbursement of patient care services provided by residents who are employed by SOM.	Reimbursement of patient care services provided by SOM through UNMMG.
18	TRAVEL	Travel - in state, out of state, foreign, business meals, rental vehicles, new employee moving expenses, vehicle fuel etc.	N/A	Travel - in state, out of state, business meals, rental vehicles, flights, ground transportation, vehicle fuel etc.	Travel - in state, out of state, business meals, rental vehicles, flights, ground transportation, vehicle fuel etc.
19	STUDENT COSTS	Student tuition/fee expense, student travel, scholarships/fellowships, housing, insurance for students, student awards, etc.	N/A	N/A	N/A
20	PATIENT CARE COSTS	Patient Care costs for inpatient, outpatient care & lab, pharmacy and x-ray services for patients	Patient Care costs for inpatient, outpatient care & lab, pharmacy and x-ray services for patients	Patient Care costs for inpatient, outpatient care including Tricore laboratory expense, OR instruments, NM Insurance pool premiums, kidney acquisition, step down care (snf) for IV dependent patients, radiation oncology and patient assistance	Patient Care costs for inpatient, outpatient care including Tricore laboratory expense, OR instruments, NM Insurance pool premiums, kidney acquisition, step down care (snf) for IV dependent patients, radiation oncology and patient assistance
21	TELEPHONE/COMMUNICATION COSTS	Telephone, voicemail, cellular, long distance, paging and data networking charges	N/A	Telephone, voicemail, cellular, long distance, paging and data networking charges	Telephone, voicemail, cellular, long distance, paging and data networking charges
22	PURCHASED SERVICES	Alarm fees, internet fees, architectural services, auditing services, printing/copying/binding fees, conference/event fees, honoraria, insurance charges (general liability, professional liability), legal services, electronic journals & books, consultant fees, etc.	Includes payment to UNM SOM for physician and other provider services	Recruitment, professional, legal, auditing, consulting fees, promotional/graphics, IT Hosting Center, Siemens and PACS, safety and risk services, equifax, laundry, malpractice and liability insurance, etc.	Recruitment, professional, legal, auditing, consulting fees, promotional/graphics, IT Hosting Center, Siemens and PACS, safety and risk services, equifax, laundry, malpractice and liability insurance, etc.
23	OTHER MEDICAL SERVICES	N/A	N/A	Pathology contract, physician services, Executive Medical Directors, Medical Directors, dialysis services for UNM Care patients, OMI MOU, Adult Infusion net	Physician services
24	SUB AWARDS/SERVICE CONTRACTS	Unrestricted Sub Awards, Gain/Loss on Unrestricted Projects	N/A	All service contracts	All service contracts
25	O&M & LEASES	Plant maintenance and repairs, equipment repairs and maintenance, property insurance, auto insurance, facility rent expense	Building maintenance and repairs, equipment repairs and maintenance, repair parts, equipment rent, property insurance, auto insurance, facility rent expense, and housekeeping supplies	Building maintenance and repairs, equipment repairs and maintenance, repair parts, equipment rent, property insurance, auto insurance, facility rent expense, and housekeeping supplies	Building maintenance and repairs, equipment repairs and maintenance, repair parts, equipment rent, property insurance, auto insurance, facility rent expense, and housekeeping supplies
26	UTILITIES	Natural gas, electricity, steam, sewer, water, chilled water	N/A	Natural gas, electricity, steam, sewer, water, chilled water	Natural gas, electricity, steam, sewer, water, chilled water

GLOSSARY OF REPORT CATEGORIES

FINANCIAL STATEMENT CATEGORY		UNM	UNMMG	UNM Hospitals	SRMC
27	DEPRECIATION	N/A	The annual amortization for the furniture and equipment.	The annual amortization for the capital outlay associated with building, building improvement, fixed and moveable equipment which is based on the estimated useful lives of the assets as determined by the AHA "Estimated useful lives of Depreciable Hospital Assets".	The annual amortization for the capital outlay associated with building, building improvement, fixed and moveable equipment which is based on the estimated useful lives of the assets as determined by the AHA "Estimated useful lives of Depreciable Hospital Assets".
28	INTEREST EXPENSE	Transfers to cover debt service	N/A	Interest expense associated with the series 2004 FHA Insured Hospital Mortgage Revenue Bonds.	SRMC receives subsidy payments related to interest payments under the federal Build America Bond program. Under the program SRMC applies for subsidy funds commensurate with each bond payment, so the application for the subsidy is made semiannually. Also includes interest expense on the Series A & B Bonds.
29	OTHER EXPENSES	Banking fees, cost of goods sold, research costs, royalties, bad debt expense, other operating costs, Banner tax, etc.	Billings & collections expenses and other operating expenses of UNMMG	Programming, application, software and maintenance expenses, non capital equipment (less than \$5k), signs, dues & memberships, freight, postage, subscriptions, licenses/permits, Gap Tax, Intergovernmental Transfers for the SCI and IME, bond issuance costs, capital initiatives and other non-operating expenses.	Programming, application, software and maintenance expenses, non capital equipment (less than \$5k), signs, dues & memberships, freight, postage, subscriptions, licenses/permits, Gap Tax, Intergovernmental Transfers for the SCI and IME, bond issuance costs, capital initiatives and other non-operating expenses.
30	CONTRACT AND GRANT EXPENSES	All Restricted Funds Expense and Unrestricted Contract Expense for example VA contracts	N/A	N/A	N/A
31	CAPITAL EXPENDITURES	Equipment/furniture >\$5,000, Computer hardware, library acquisitions, etc.	N/A	This is capital initiatives in the case of UNM Hospitals.	N/A
32	MEANINGFUL USE REVENUE	N/A	Medicare and Medicaid programs provide incentive payments for hospital and physicians that make meaningful use of certified electronic health record technology.	Medicare and Medicaid programs provide incentive payments for hospital and physicians that make meaningful use of certified electronic health record technology.	N/A
33	RETURN ON INVESTMENT - TRIWEST	NA	NA	Dividend payments from investment in TriWest	NA
34	USE OF UNMMG RESERVES	N/A	To fund and support the mission of the Health Sciences Center.	N/A	N/A
35	RECRUITMENT/STARTUP/SCHOLARSHIPS	Chair and Startup Packages, Dean's Scholars/Professorships, and Recruitment Costs	N/A	N/A	N/A
36	NON-RECURRING TRANSFERS	Transfers from current unrestricted funds to plant funds or any other non-recurring transfers	N/A	N/A	N/A



UNIVERSITY OF NEW MEXICO HEALTH SCIENCES CENTER
Balance Sheet for the Health Sciences Center
2016 Fiscal Year as of August 31, 2015 (Preliminary and Unaudited)
(In thousands)

	University HSC	UNM Hospitals	UNMMG	SRMC
ASSETS				
1 Cash and cash equivalents	1,812	182,625	13,571	14,975
2 Marketable securities	2,719	34,535	-	-
Receivables:				
3 Patient, net	916	139,134	28,744	10,705
4 Receivable from Affiliates	126,418	1,535	8,969	-
5 Estimated third party payor settlements	-	25,196	-	1,513
6 County Treasurer	-	14,831	-	975
7 Contracts, Grants and Other	15,501	4,036	-	405
8 Other	1,756	18,326	1,013	3,153
Total Current Assets	<u>149,122</u>	<u>420,218</u>	<u>52,297</u>	<u>31,726</u>
Assets whose use is limited:				
9 Held by trustee for debt service & other	-	18,788	-	8,190
10 By UNM Hospital Board of Trustees	-	21,376	-	-
11 Board and Other Designated Assets	254,443	-	21,620	-
12 Endowments	107,364	-	-	-
13 Capital Assets, net of depreciation	268,005	238,660	3,425	120,400
TOTAL ASSETS	<u>778,934</u>	<u>699,042</u>	<u>77,342</u>	<u>160,316</u>
LIABILITIES				
14 Accounts Payable	4,996	51,582	5,449	4,474
15 Other accrued liabilities	37,718	46,126	-	3,420
16 Payable to Affiliates	2,369	108,053	25,454	1,046
17 Bonds payable - current	869	6,035	-	3,455
18 Interest payable bonds	382	960	-	985
19 Estimated third party payor settlements	-	35,123	-	1,004
20 Bonds payable - non current	16,373	108,965	-	126,755
21 Other liabilities - non current	9,440	14,247	-	-
22 Sponsored Project and Other Deferred Revenue	15,584	-	-	-
TOTAL LIABILITIES	<u>87,731</u>	<u>371,091</u>	<u>30,903</u>	<u>141,139</u>
NET POSITION				
23 Restricted - expendable grants, bequests and contributions	108,935	15,318	-	79
24 Restricted - trust indenture and debt agreement	-	17,707	21,620	8,189
25 Committed and Dedicated agreements	319,299	-	-	-
26 Discretionary Reserve	12,206	171,259	21,394	10,909
27 Assets invested in Capital, net of related debt	250,763	123,667	3,425	-
TOTAL NET POSITION	<u>691,203</u>	<u>327,951</u>	<u>46,439</u>	<u>19,177</u>
Current Ratio	3.22	1.70	1.69	3.55
Days Cash on Hand	8.03	72.38	30.40	79.67



UNIVERSITY OF NEW MEXICO HEALTH SCIENCES CENTER
Glossary of Report Categories

	University HSC	UNM Hospitals	UNMMG	SRMC
--	----------------	---------------	-------	------

ASSETS

1	Cash and cash equivalents	Funds on deposit with Financial Institution with UNM	Funds on deposit with Financial Institution	Funds on deposit with Financial Institution	Funds on deposit with Financial Institution, plus the remaining balance of the \$46m
2	Marketable securities	Funds invested in securities in accordance with UNM Investment policy	Funds invested in US Treasury	N/A	N/A
3	Patient, net	Pediatric/Newborn Transport Services, net of estimated contractual allowances and estimated bad debt	Patient Receivable after adjustments for discounts and allowances	Patient Receivable for care provided by UNM SOM facility and other practitioners, net of estimated contractual allowances and estimated bad debt	Patient Receivable for facility costs, net of estimated contractual allowances and estimated bad debt
4	Receivable from Affiliates	Related Party Receivables for goods or services provided to UNM Hospitals, UNMMG and SRMC	Related Party Receivable from University HSC and SRMC	Related Party Receivable for negative arbitrage for SRMC	Related Party Receivable from UNMMG and UNMH
5	Estimated third party payor settlements	N/A	Accounts Receivable for IME/GME /DSH	N/A	
6	County Treasurer	N/A	Bernalillo County Mil Levy Receivable	N/A	Sandoval County Mil Levy Receivable
7	Contracts, Grants and Other	Sponsored project receivables and other services invoiced by UNM such as OMI, Resident Physician contracts, etc.	Accounts Receivable from Contracts/UNM MG/Special Billing/Investments	N/A	Other receivable balances. As of year end, a receivable was recorded for the insurance proceeds associated with the damage in the OR due to the flood
8	Other	Prepaid contractual obligations, such as library subscription services and maintenance contacts	Prepaid Expense and Inventory	Pharmacy Inventory	Prepaid Expense and Inventory
9	Held by trustee for debt service & other	N/A	Debt/Mortgage reserve funds to include collateral and intangible assets, and total deferred outflows related to pensions	N/A	Funds held in Trustee Accounts, Mortgage reserve funds, bond debt service accounts
10	By UNM Hospital Clinical Operations Board	N/A	Investment in TriWest/Tricore Reference Laboratory	N/A	N/A



UNIVERSITY OF NEW MEXICO HEALTH SCIENCES CENTER
Glossary of Report Categories

	University HSC	UNM Hospitals	UNMMG	SRMC
11 Board and Other Designated Assets	Funds dedicated to UNM Hospitals Capital Initiatives and unexpended plant funds	N/A	Department, SOM Investment in UNMMG and Quality Reserves	The original bond proceeds were used to purchase GNMA's which collateralize the mortgage with Prudential
12 Endowments	Balance of endowed corpus funds generating revenue according to donor intent	N/A	N/A	N/A
13 Capital Assets, net of depreciation	Property, Plant and Equipment	Land, Property, Plant and Equipment	Furniture and Equipment	Land, Property, Plant and Equipment
LIABILITIES				
14 Accounts Payable	Unpaid balances owed to vendors for goods and services; amounts owed to employees for expense reimbursements	Amount owed to creditors	Unpaid balances owed to vendors for goods and services; accrued payroll and other payroll benefits and taxes	Unpaid balances owed to vendors for goods and services
15 Other accrued liabilities	Payroll withholding liabilities and estimated value of compensated absences	Accrued liabilities to include payroll, compensated benefit, and Incurred but not Recognized (IBNR) State Coverage Insurance	N/A	Accrued liabilities to include payroll, compensated benefits and other payroll benefits and taxes
16 Payable to Affiliates	Unpaid balances for services provided by UNM Hospitals, and UNMMG	Unpaid balances for services provided by University HSC	Unpaid balances for services provided by University HSC for purchased services, special arrangements, and indigent distribution	Unpaid balances for services provided by University HSC, UNMMG and UNMH
17 Bonds payable - current	Debt service payment that will be due within the next twelve months	Series 2004 Bonds payable in next year - FHA Insured Hospital Mortgage Revenue Bonds	N/A	Debt service payment that will be due within the next twelve months
18 Interest payable bonds	Interest Payable on outstanding debt	Interest Payable Series 2004 Bonds (FHA Insured Hospital Mortgage Revenue Bonds)	N/A	Interest Payable on Bonds
19 Estimated third party payor settlements	N/A	Medicare/Medicaid Settlements	N/A	Medicare/Medicaid Settlements
20 Bonds payable - non current	Outstanding balance due in the long-term for bond funding	Series Bonds Payable in the long-term (FHA Insured Hospital Mortgage Revenue Bonds)	N/A	Outstanding balance due in the long-term for FHA Insured Hospital Revenue Bonds



UNIVERSITY OF NEW MEXICO HEALTH SCIENCES CENTER
Glossary of Report Categories

	University HSC	UNM Hospitals	UNMMG	SRMC
21 Other liabilities - non current	Estimated future cost associated with self-funded health insurance plan	Estimated future cost associated with Other Post Employment Benefits (OPEB), bond premiums and Mortgage payable	N/A	The balance of the mortgage payable
22 Sponsored Project and Other Deferred Revenue	Prepaid contract and grant revenue, tuition, and other prepaid student fees	N/A	N/A	N/A
NET POSITION				
23 Restricted - expendable grants, bequests and contributions	Restricted monies used in accordance with donor intent, contracts and bequests	Restricted monies used in accordance with donor intent, contracts and bequests	N/A	Restricted monies used in accordance with donor intent, contracts and bequests
24 Restricted - trust indenture and debt agreement	N/A	Restricted monies for Debt Service, Collateral, and Mortgage Reserve	N/A	Restricted monies for Mortgage reserve, Bond Debt Service
25 Committed and Dedicated agreements	Funds that have been committed for future expenditures. Dedicated funds have a clear focused purposed with for specific use.	N/A	Department, SOM Investment in UNMMG and Quality Fund Balances	N/A
26 Discretionary Reserve	Remaining fund balance after accounting for all restricted, committed and dedicated funds	Chief operating fund for all financial resources except those accounted for in another fund	Other operating reserves	Chief operating fund for all financial resources except those accounted for in another fund
27 Assets invested in Capital, net of related debt	Property, Plant and Equipment after adjustment for related bond debt	Property, Plant and Equipment after adjustment for related bond debt	Furniture and Equipment after adjustment for related bond debt	Property, Plant and Equipment after adjustment for related bond debt