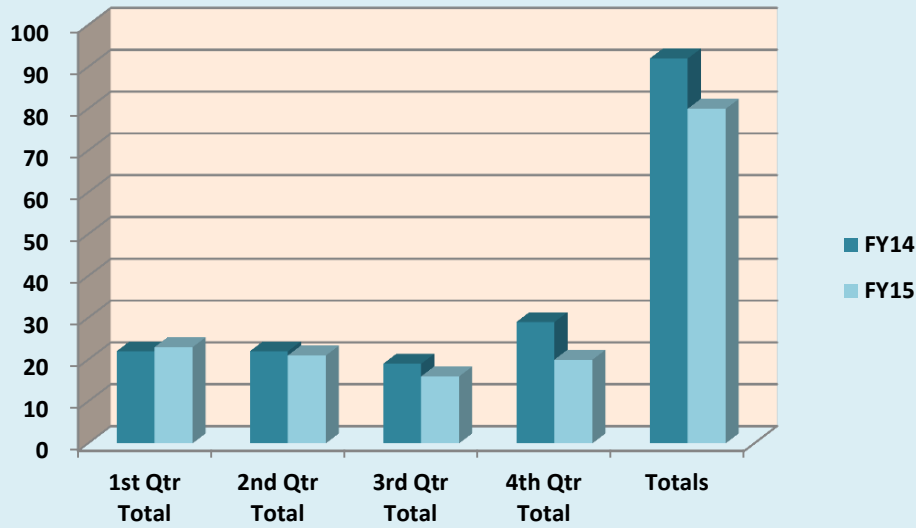


**THE UNIVERSITY OF NEW MEXICO HEALTH SCIENCES CENTER
COLLEGE OF PHARMACY, RESEARCH ADMINISTRATION
CONTRACT AND GRANT PROPOSAL ACTIVITY
FISCAL YEAR 2015**

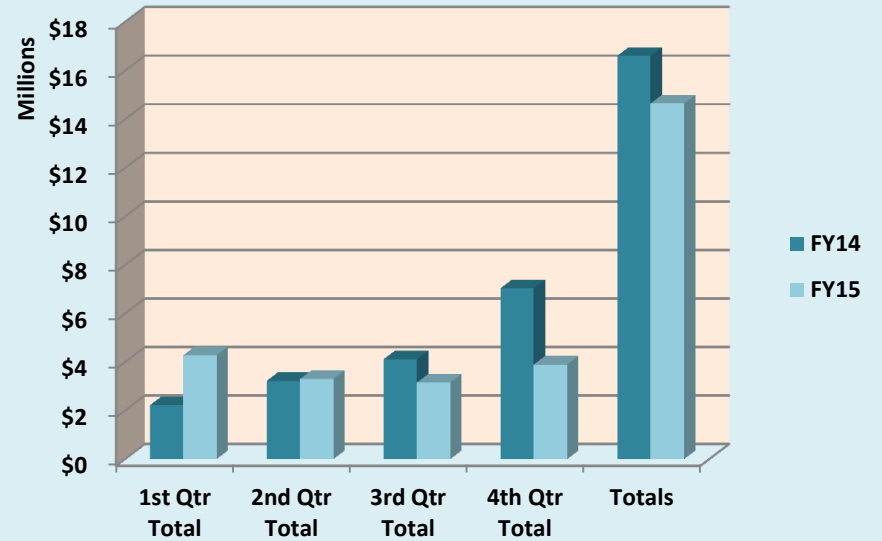
	SUBMITTED					AWARDED			
	FY14	FY14	FY15	FY15		FY14	FY14	FY15	FY15
	#	Amount	#	Amount		#	Amount	#	Amount
July	7	774,151	3	2,429,201	July	4	657,592	4	253,158
August	5	368,878	6	418,769	August	7	1,022,895	5	1,496,325
September	10	1,079,785	14	1,437,380	September	10	1,868,064	5	327,780
1st Qtr Total	22	\$2,222,814	23	\$4,285,350	1st Qtr Total	21	\$3,548,551	14	\$2,077,263
October	14	1,346,746	2	301,248	October	5	281,822	0	0
November	3	328,836	12	904,631	November	6	224,193	8	459,011
December	5	1,552,351	7	2,101,201	December	1	198,105	5	394,793
2nd Qtr Total	22	\$3,227,933	21	\$3,307,080	2nd Qtr Total	12	\$704,120	13	\$853,804
January	9	949,687	6	886,617	January	4	41,768	5	668,408
February	4	534,233	7	1,460,399	February	3	790,996	5	820,390
March	6	2,633,566	3	811,137	March	8	846,356	2	376,175
3rd Qtr Total	19	\$4,117,486	16	\$3,158,153	3rd Qtr Total	15	\$1,679,120	12	\$1,864,973
April	7	2,903,904	7	2,005,257	April	1	241,189	2	443,373
May	6	1,851,848	6	536,293	May	2	14,200	3	728,750
June	16	2,287,938	7	1,360,454	June	9	1,675,393	6	1,224,076
4th Qtr Total	29	\$7,043,690	20	\$3,902,004	4th Qtr Total	12	\$1,930,782	11	\$2,396,199
Totals	92	\$16,611,923	80	\$14,652,587	Totals	60	\$7,862,573	50	\$7,192,239
% Change in Count of Submissions			-13%		% Change in Count of Submissions			-17%	
% Change in \$'s				-12%	% Change in \$'s				-9%

*Comparing All Quarters

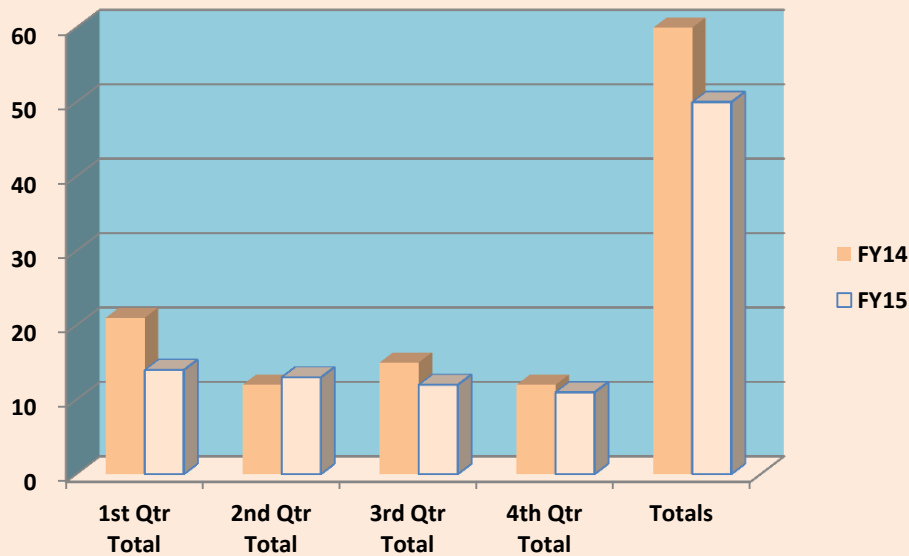
COP Submission Comparison by Quarter FY14 to FY15



COP Requested \$'s Comparison by Quarter FY14 to FY15



COP # of Awards Comparison by Quarter FY14 to FY15



COP Awarded Dollar Comparison by Quarter FY14 to FY15

