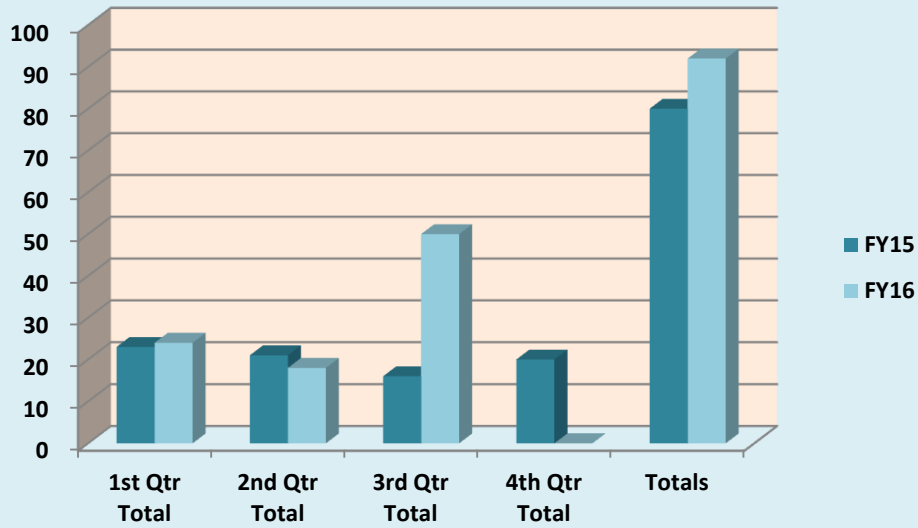


**THE UNIVERSITY OF NEW MEXICO HEALTH SCIENCES CENTER
COLLEGE OF PHARMACY, RESEARCH ADMINISTRATION
CONTRACT AND GRANT PROPOSAL ACTIVITY
FISCAL YEAR 2016, 3rd Qtr**

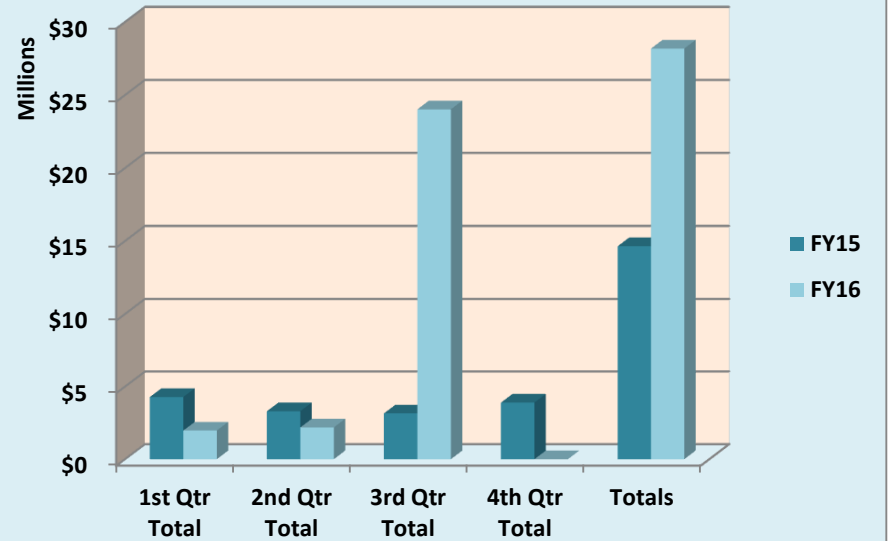
	SUBMITTED					AWARDED			
	FY15	FY15	FY16	FY16		FY15	FY15	FY16	FY16
	#	Amount	#	Amount		#	Amount	#	Amount
July	3	2,429,201	0	0	July	4	253,158	0	0
August	6	418,769	9	515,148	August	5	1,496,325	12	1,846,210
September	14	1,437,380	15	1,458,470	September	5	327,780	4	530,219
1st Qtr Total	23	\$4,285,350	24	\$1,973,618	1st Qtr Total	14	\$2,077,263	16	\$2,376,429
October	2	301,248	7	1,411,817	October	0	0	2	1,022,508
November	12	904,631	6	674,022	November	8	459,011	5	479,509
December	7	2,101,201	5	105,747	December	5	394,793	0	0
2nd Qtr Total	21	\$3,307,080	18	\$2,191,586	2nd Qtr Total	13	\$853,804	7	\$1,502,017
January	6	886,617	18	3,547,604	January	5	668,408	4	94,706
February	7	1,460,399	17	3,722,898	February	5	820,390	4	1,052,807
March	3	811,137	15	16,752,886	March	2	376,175	5	482,147
3rd Qtr Total	16	\$3,158,153	50	\$24,023,388	3rd Qtr Total	12	\$1,864,973	13	\$1,629,660
April	7	2,005,257			April	2	443,373		
May	6	536,293			May	3	728,750		
June	7	1,360,454			June	6	1,224,076		
4th Qtr Total	20	\$3,902,004	0	\$0	4th Qtr Total	11	\$2,396,199	0	\$0
Totals	80	\$14,652,587	92	\$28,188,592	Totals	50	\$7,192,239	36	\$5,508,106
% Change in Count of Submissions			53%		% Change in Count of Submissions			-8%	
% Change in \$'s				162%	% Change in \$'s				15%

*Comparing 3rd Qtr.

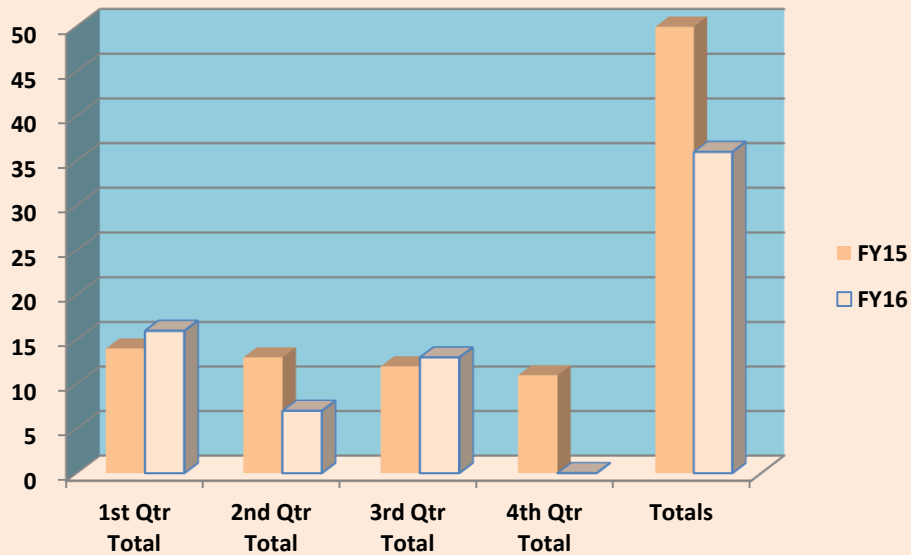
COP Submission Comparison by Quarter FY15 to FY16



COP Requested \$'s Comparison by Quarter FY15 to FY16



COP # of Awards Comparison by Quarter FY15 to FY16



COP Awarded Dollar Comparison by Quarter FY15 to FY16

