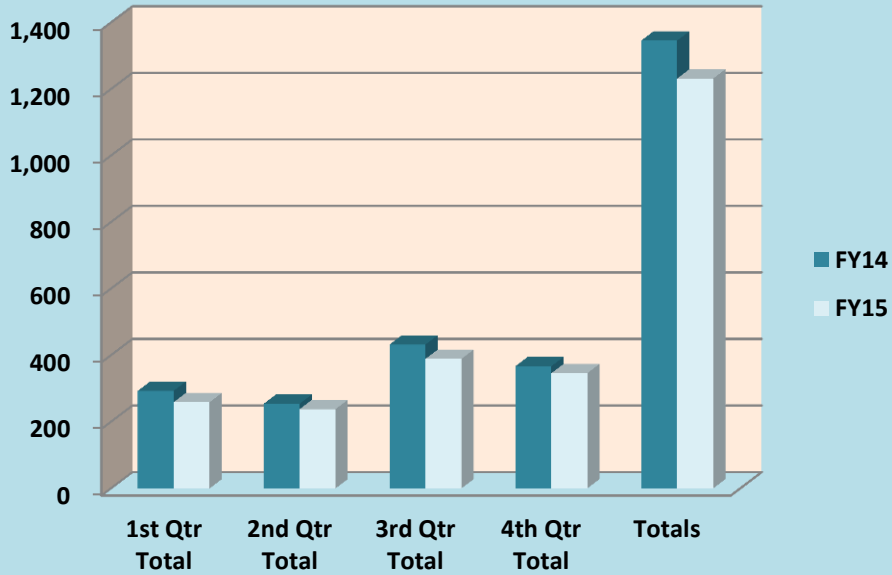


**THE UNIVERSITY OF NEW MEXICO HEALTH SCIENCES CENTER
HEALTH SCIENCES CENTER, RESEARCH ADMINISTRATION
CONTRACT AND GRANT PROPOSAL ACTIVITY
FISCAL YEAR 2015**

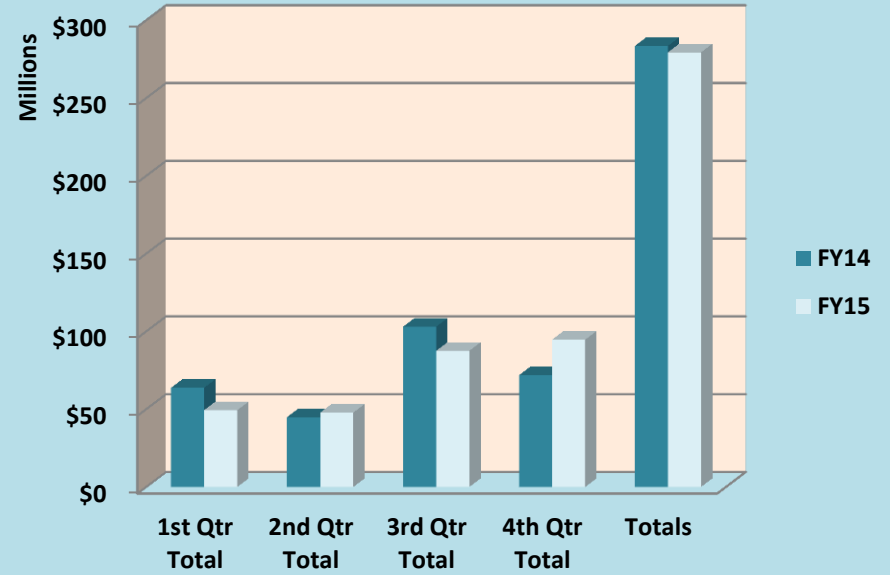
	SUBMITTED					AWARDED			
	FY14	FY14	FY15	FY15		FY14	FY14	FY15	FY15
	#	Amount	#	Amount		#	Amount	#	Amount
July	99	20,885,557	100	18,775,784	July	58	7,330,555	74	12,011,462
August	88	20,340,980	62	10,216,907	August	78	18,038,572	81	17,290,428
September	106	22,506,710	97	20,363,766	September	78	19,670,148	99	23,328,296
1st Qtr Total	293	\$63,733,247	259	\$49,356,457	1st Qtr Total	214	\$45,039,275	254	\$52,630,186
October	109	17,687,901	102	24,089,589	October	67	10,877,421	66	12,027,468
November	71	11,941,863	81	11,087,139	November	55	8,139,197	53	8,911,512
December	74	15,277,671	55	12,635,801	December	45	4,229,895	50	6,462,660
2nd Qtr Total	254	\$44,907,435	238	\$47,812,529	2nd Qtr Total	167	\$23,246,513	169	\$27,401,640
January	107	30,775,730	97	23,124,441	January	50	7,353,884	51	9,883,753
February	209	50,081,774	192	51,316,326	February	52	6,379,895	46	4,775,259
March	116	22,185,681	100	13,120,335	March	58	9,427,672	72	7,987,131
3rd Qtr Total	432	\$103,043,185	389	\$87,561,102	3rd Qtr Total	160	\$23,161,451	169	\$22,646,143
April	113	25,708,073	94	29,285,995	April	73	20,216,124	66	9,466,261
May	107	21,961,422	106	31,532,518	May	75	7,625,788	62	15,232,502
June	147	24,193,825	146	33,896,520	June	132	36,814,214	129	33,376,838
4th Qtr Total	367	\$71,863,320	346	\$94,715,033	4th Qtr Total	280	\$64,656,126	257	\$58,075,601
Totals	1,346	\$283,547,187	1,232	\$279,445,121	Totals	821	\$156,103,365	849	\$160,753,570
% Change in Count of Submissions			-8%		% Change in Count of Submissions			3%	
% Change in \$'s				-1%	% Change in \$'s				3%

*Comparing All Quarters

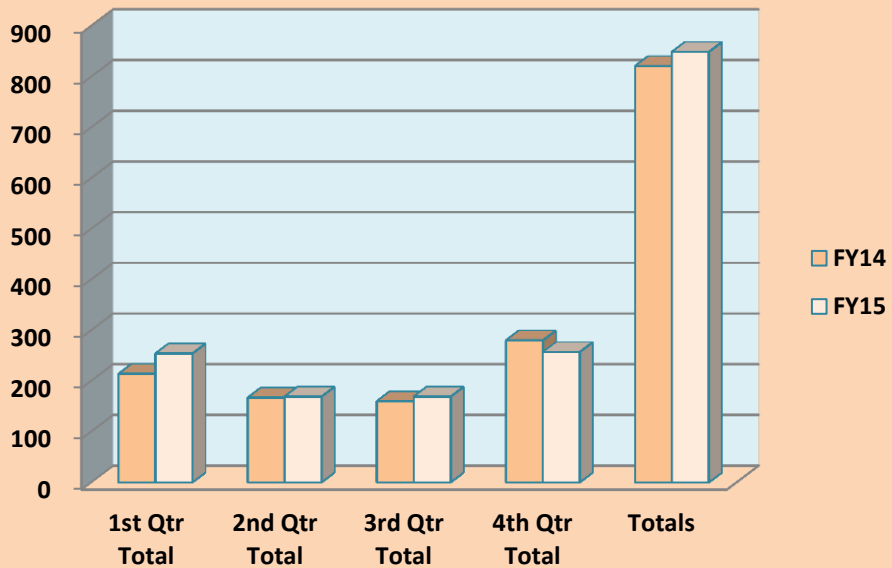
HSC Submission Comparison by Quarter FY14 to FY15



HSC Requested \$'s Comparison by Quarter FY14 to FY15



HSC # of Awards Comparison by Quarter FY14 to FY15



HSC Awarded Dollar Comparison by Quarter FY14 to FY15

