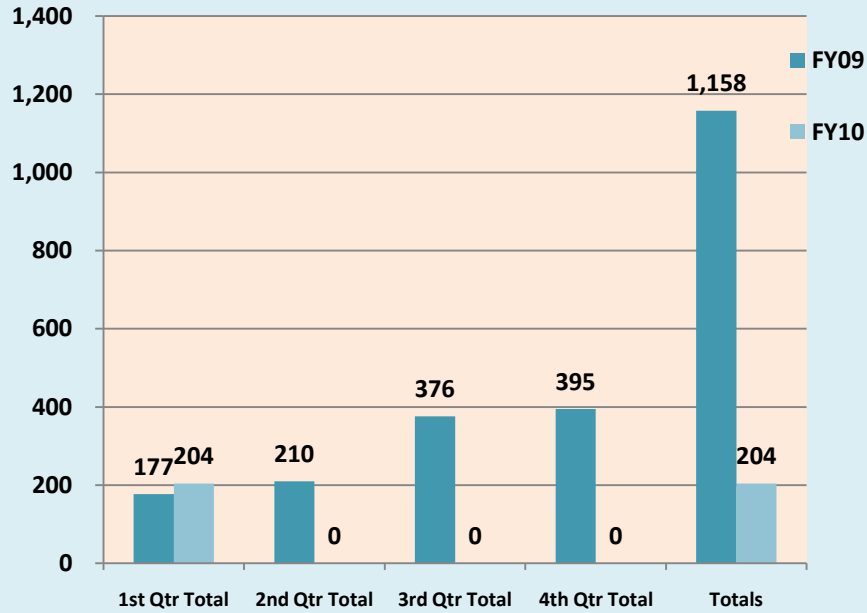


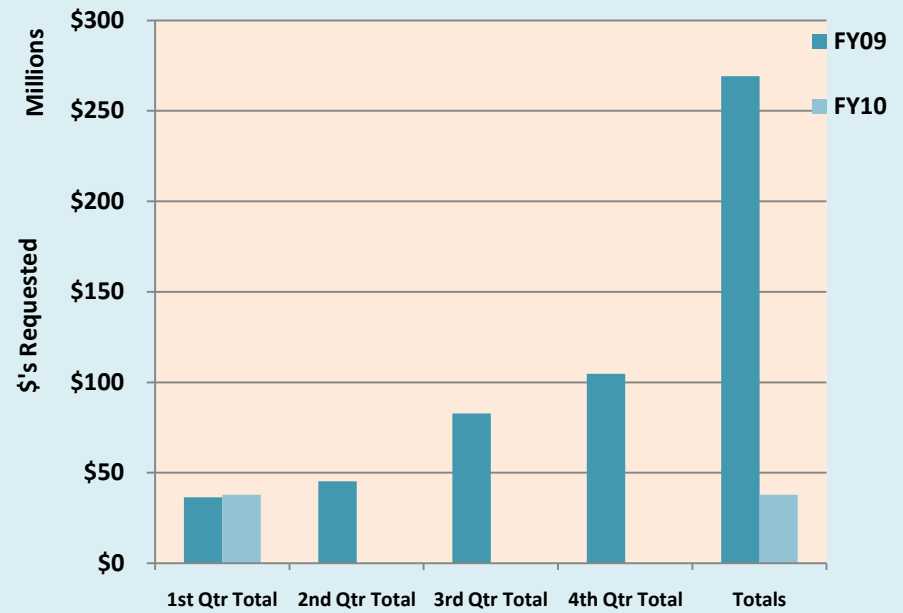
**THE UNIVERSITY OF NEW MEXICO HEALTH SCIENCES CENTER
SCHOOL OF MEDICINE
CONTRACT AND GRANT PROPOSAL ACTIVITY
FISCAL YEAR 2010 as of 1st Qtr.**

	SUBMITTED					AWARDED			
	FY09	FY09	FY10	FY10		FY09	FY09	FY10	FY10
	#	Amount	#	Amount		#	Amount	#	Amount
July	47	10,957,459	75	10,002,085	July	36	8,183,672	23	2,601,411
August	47	6,946,006	58	10,014,836	August	50	7,668,461	62	13,890,393
September	83	18,579,741	71	17,812,136	September	54	14,476,833	87	17,900,497
1st Qtr Total	177	\$36,483,206	204	\$37,829,057	1st Qtr Total	140	\$30,328,966	172	\$34,392,301
October	104	25,927,125			October	56	8,068,197		
November	62	10,156,271			November	44	5,928,672		
December	44	9,259,410			December	61	9,925,523		
2nd Qtr Total	210	\$45,342,806	0	\$0	2nd Qtr Total	161	\$23,922,392	0	\$0
January	93	17,978,531			January	35	4,343,237		
February	196	49,882,757			February	32	9,014,068		
March	87	14,854,591			March	38	9,748,750		
3rd Qtr Total	376	\$82,715,879	0	\$0	3rd Qtr Total	105	\$23,106,055	0	\$0
April	181	53,461,669			April	57	7,904,373		
May	113	36,154,772			May	48	9,160,222		
June	101	15,056,070			June	158	33,578,135		
4th Qtr Total	395	\$104,672,511	0	\$0	4th Qtr Total	263	\$50,642,730	0	\$0
Totals	1,158	\$269,214,402	204	\$37,829,057	Totals	669	\$128,000,143	172	\$34,392,301
Count of Submissions			-82%		Count of Submissions			-74%	
% Change in \$'s				-86%	% Change in \$'s				-73%

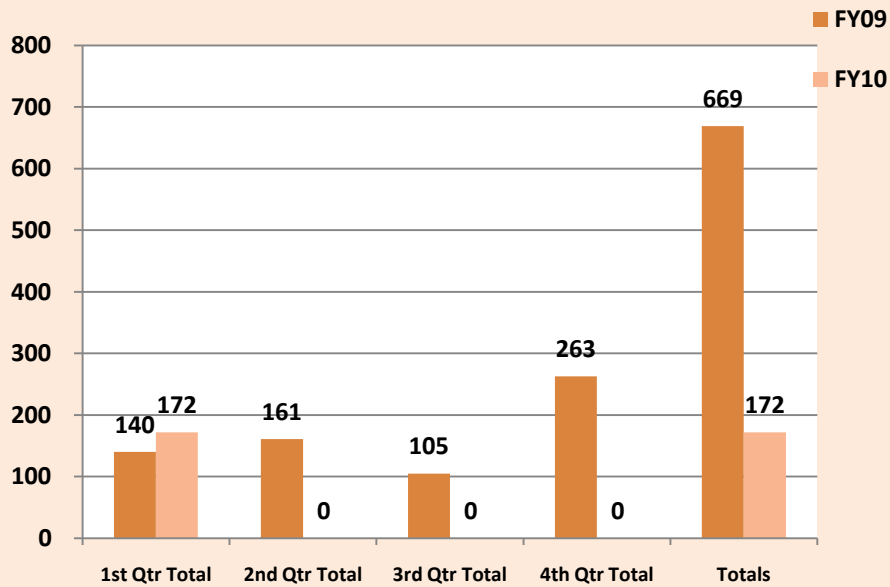
SOM Submission Comparison by Quarter FY09 to FY10



SOM Requested \$'s Comparison by Quarter FY09 to FY10



SOM # of Awards Comparison by Quarter FY09 to FY10



SOM Awarded Dollar Comparison by Quarter FY09 to FY10

