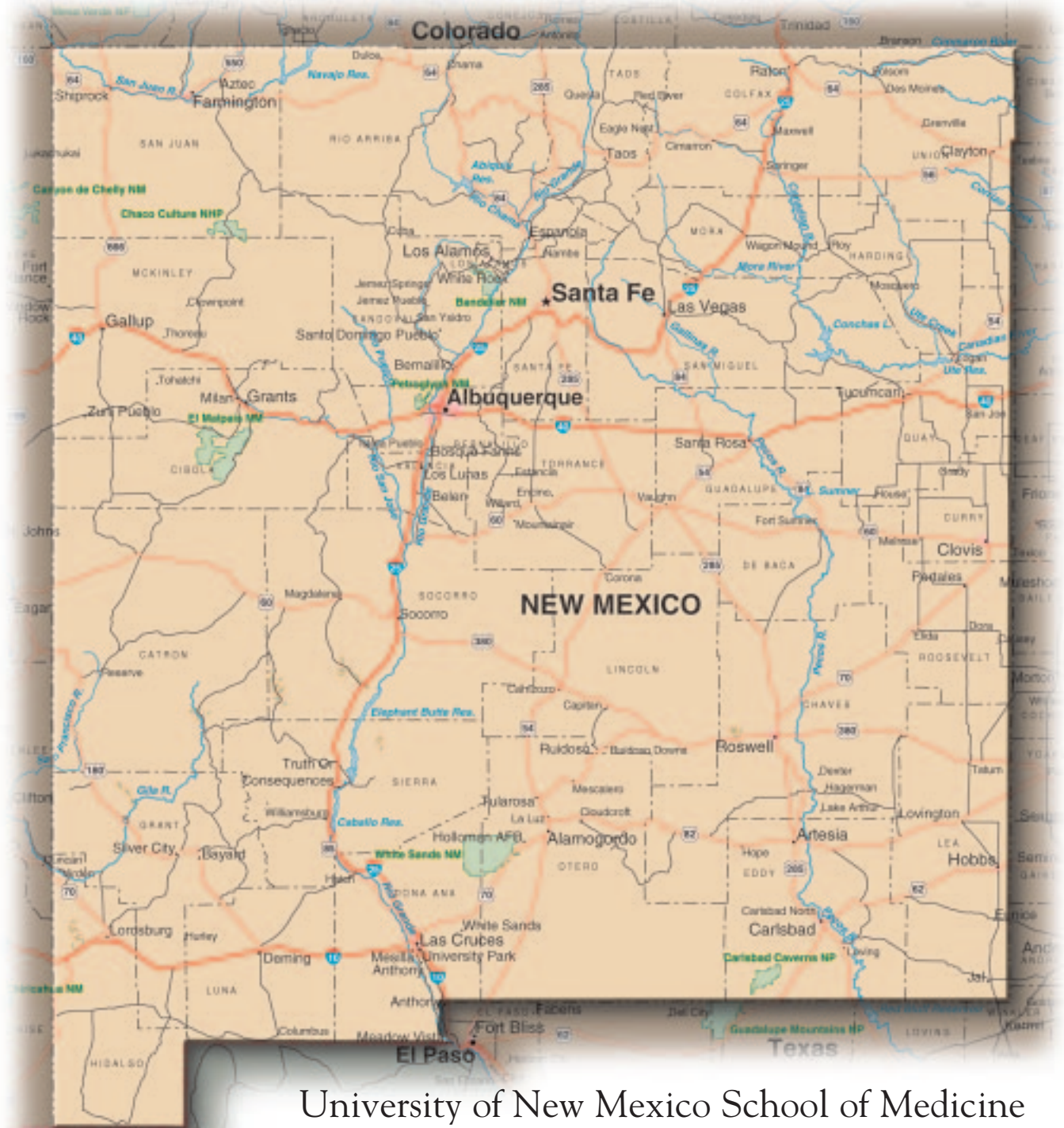




THE UNIVERSITY OF NEW MEXICO ♦ HEALTH SCIENCES CENTER  
**SCHOOL OF MEDICINE**

# LOCATION REPORT, 2003



University of New Mexico School of Medicine  
MD Recipients and Former Residents

## Facts about MD Recipients<sup>†</sup> and Former Residents<sup>‡</sup> of the UNM School of Medicine\*

**TABLE 1: TOTAL NUMBER OF UNM SOM MD RECIPIENTS AND FORMER RESIDENTS**

	In Training	Out of Training	Total	Total Out of Training in NM
MD Recipients	211	1,195	1,406	277 (23%)
Former Residents		3,227	3,227	656 (20%)
Individuals with Combined Status <sup>§</sup> (MD Recipients and Residents)	90	691	781	339 (49%)
<b>Total</b>	<b>301</b>	<b>5,113</b>	<b>5,414</b>	<b>1,272 (25%)</b>

- ▶ 616 MD recipients of the UNM School of Medicine (UNM SOM) have completed their residency training, are licensed to practice in New Mexico, and have a New Mexico address. This represents 33% of the total number of living MD Recipients and Individuals with Combined Status (N=1,841). (Table 5).
- ▶ 1,272 physicians who received their MD and/or completed their residencies at the UNM School of Medicine are licensed to practice in New Mexico. This represents 25% of the School's total number of MD recipients and former residents (N=5,113). (Table 1).
- ▶ From 1995 to 2002, the number of UNM-trained physicians practicing in New Mexico has grown from 819 to 1,272, a 55% increase. (Figure 1).
- ▶ Of the 3,761 physicians licensed to practice and in New Mexico\*\*, 34% are MD recipients and/or former residents of the UNM School of Medicine. (Table 2).
- ▶ MD recipients and former residents of the UNM School of Medicine are located in 28 of New Mexico's 33 counties. (Table 2).
- ▶ Of the 1,272 MD recipients and former residents licensed to practice in New Mexico (Table 2), 617 (or 49%) are in primary care specialties. (Table 3).
- ▶ 655 MD recipients and former residents licensed to practice and in New Mexico are trained in specialties other than primary care. Two hundred seventy of them are represented in four specialties, anesthesiology, general surgery, emergency medicine and psychiatry, and are practicing in 18 of New Mexico's 33 counties. (Table 4).

† MD Recipients – individuals who received MD degree from the UNM School of Medicine

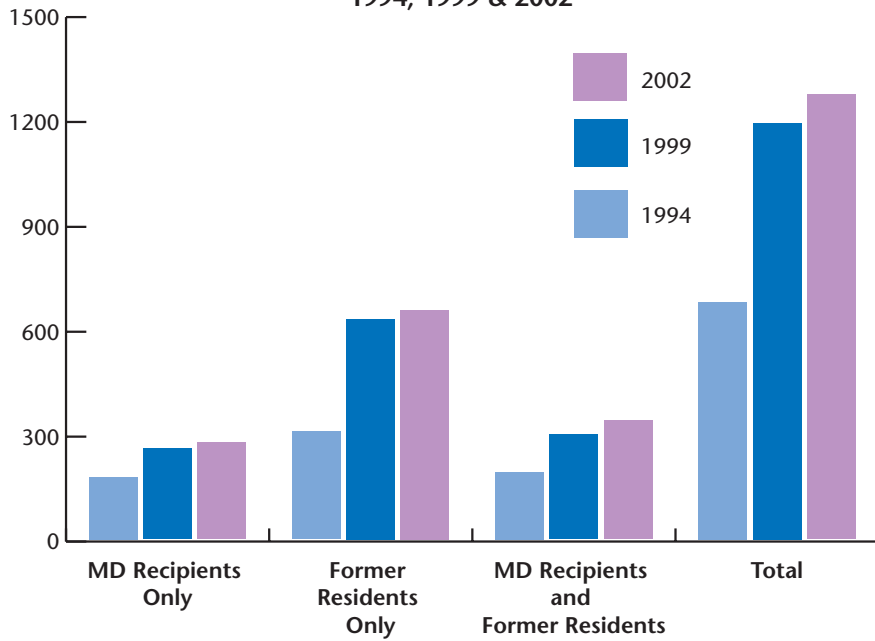
‡ Former Residents – individuals who participated in or completed residency training or fellowship at UNM SOM

§ Combined Status – individuals who received MD degree and participated in or completed residency training or fellowship in the UNM School of Medicine

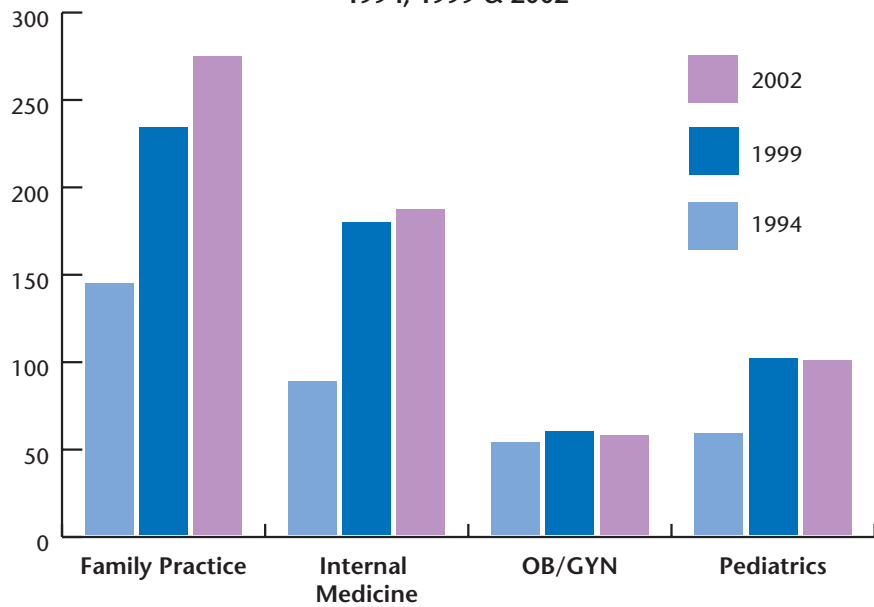
\* Known information as of 2002. Please see Approaches and Methods Appendix for more detailed information.

\*\* New Mexico Board of Medical Examiners' 2003 Official List

**Figure 1: UNM School of Medicine  
MD Recipients/Former Residents with New Mexico  
License and Address  
1994, 1999 & 2002**



**Figure 2: UNM School of Medicine  
MD Recipients/Former Residents with NM License and Address  
in Primary Care Specialties  
1994, 1999 & 2002**



**UNM SCHOOL OF MEDICINE**

**TABLE 2: MD RECIPIENTS/FORMER RESIDENTS  
WITH NM LICENSE AND ADDRESS**

Effective 2002

COUNTY	MD ONLY	RESIDENTS ONLY	MD AND RESIDENTS	TOTAL	ALL MD PHYSICIANS IN NEW MEXICO*
Bernalillo	129	466	216	811	2034
Catron	0	0	0	0	3
Chaves	8	9	11	28	104
Cibola	3	1	2	6	21
Colfax	2	5	3	10	22
Curry	4	2	4	10	42
De Baca	0	0	0	0	0
Dona Ana	27	30	18	75	272
Eddy	5	5	3	13	54
Grant	7	5	4	16	64
Guadalupe	0	0	1	1	3
Harding	0	0	0	0	0
Hidalgo	0	1	0	1**	0
Lea	1	1	0	2	52
Lincoln	6	0	0	6	28
Los Alamos	7	7	8	22	56
Luna	0	2	0	2	21
McKinley	4	17	3	24	86
Mora	0	0	0	0	0
Otero	6	5	1	12	58
Quay	0	2	0	2	6
Rio Arriba	4	2	7	13	40
Roosevelt	1	1	0	2	12
Sandoval	10	18	9	37	75
San Juan	19	8	13	40	139
San Miguel	4	7	3	14	50
Santa Fe	20	47	25	92	397
Sierra	0	0	0	0	13
Socorro	1	0	1	2	12
Taos	2	10	4	16	63
Torrance	1	1***	0	2	1
Union	0	0	1	1	4
Valencia	6	4	2	12	29
<b>Totals</b>	<b>277</b>	<b>656</b>	<b>339</b>	<b>1272</b>	<b>3761</b>

\*Number of physicians by county obtained from the 2003 Official List of the State of New Mexico Board of Medical Examiners.

\*\*Physician recently moved to Lordsburg, Hidalgo County. \*\*\*Physician in "Residents Only" column in Torrance County is a D.O.

UNM SCHOOL OF MEDICINE

TABLE 3: MD RECIPIENTS/FORMER RESIDENTS  
WITH NEW MEXICO LICENSE AND ADDRESS IN PRIMARY CARE SPECIALTIES

Effective 2002

COUNTY	FAMILY PRACTICE*/**	INTERNAL MEDICINE**	OBSTETRICS/ GYNECOLOGY	PEDIATRICS	TOTAL
Bernalillo	128	133	33	62	356
Catron	0	0	0	0	0
Chaves	4	2	0	5	11
Cibola	3	0	0	0	3
Colfax	7	2	0	0	9
Curry	1	2	0	0	3
De Baca	0	0	0	0	0
Doña Ana	17	10	4	7	38
Eddy	4	1	0	0	5
Grant	5	1	1	0	7
Guadalupe	1	0	0	0	1
Harding	0	0	0	0	0
Hidalgo	1	0	0	0	1
Lea	0	1	0	0	1
Lincoln	3	1	1	0	5
Los Alamos	5	1	5	0	11
Luna	0	0	0	0	0
McKinley	6	4	3	2	15
Mora	0	0	0	0	0
Otero	5	2	0	1	8
Quay	1	0	0	1	2
Rio Arriba	6	1	1	0	8
Roosevelt	2	0	0	0	2
Sandoval	15	5	0	9	29
San Juan	9	6	1	4	20
San Miguel	5	3	0	1	9
Santa Fe	29	6	7	5	47
Sierra	0	0	0	0	0
Socorro	1	0	0	1	2
Taos	7	3	1	1	12
Torrance	2	0	0	0	2
Union	0	0	0	0	0
Valencia	7	2	0	1	10
<b>Totals</b>	<b>274</b>	<b>186</b>	<b>57</b>	<b>100</b>	<b>617</b>

\*Includes physicians with General Practice specialty. \*\*Includes physicians with Geriatrics specialty.

**TABLE 4: MD RECIPIENTS/FORMER RESIDENTS  
WITH NEW MEXICO LICENSE AND ADDRESS IN SELECTED SUBSPECIALTIES**

Effective 2002

COUNTY	ANESTHESIOLOGY*	GENERAL SURGERY	EMERGENCY MEDICINE	PSYCHIATRY**	TOTAL
Bernalillo	27	19	49	78	173
Catron	0	0	0	0	0
Chaves	0	2	2	0	4
Cibola	0	2	1	0	3
Colfax	0	0	0	0	0
Curry	0	4	0	0	4
De Baca	0	0	0	0	0
Dona Ana	7	2	3	7	19
Eddy	0	2	3	0	5
Grant	0	2	1	0	3
Guadalupe	0	0	0	0	0
Harding	0	0	0	0	0
Hidalgo	0	0	0	0	0
Lea	0	0	0	0	0
Lincoln	0	0	0	0	0
Los Alamos	2	1	1	2	6
Luna	0	0	0	0	0
McKinley	0	0	4	0	4
Mora	0	0	0	0	0
Otero	0	2	0	1	3
Quay	0	0	0	0	0
Rio Arriba	0	0	4	0	4
Roosevelt	0	0	0	0	0
Sandoval	0	0	1	0	1
San Juan	0	3	3	2	8
San Miguel	3	2	1	2	8
Santa Fe	1	5	3	11	20
Sierra	0	0	0	0	0
Socorro	0	0	0	0	0
Taos	0	0	2	0	2
Torrance	0	0	0	0	0
Union	0	1	0	0	1
Valencia	1	0	1	0	2
<b>Totals</b>	<b>41</b>	<b>47</b>	<b>79</b>	<b>103</b>	<b>270</b>

\*Includes the subspecialty Pain Management

\*\*Includes the subspecialty Child and Adolescent Psychiatry

UNM SCHOOL OF MEDICINE

TABLE 5: MD RECIPIENTS STATUS BY CLASS YEAR

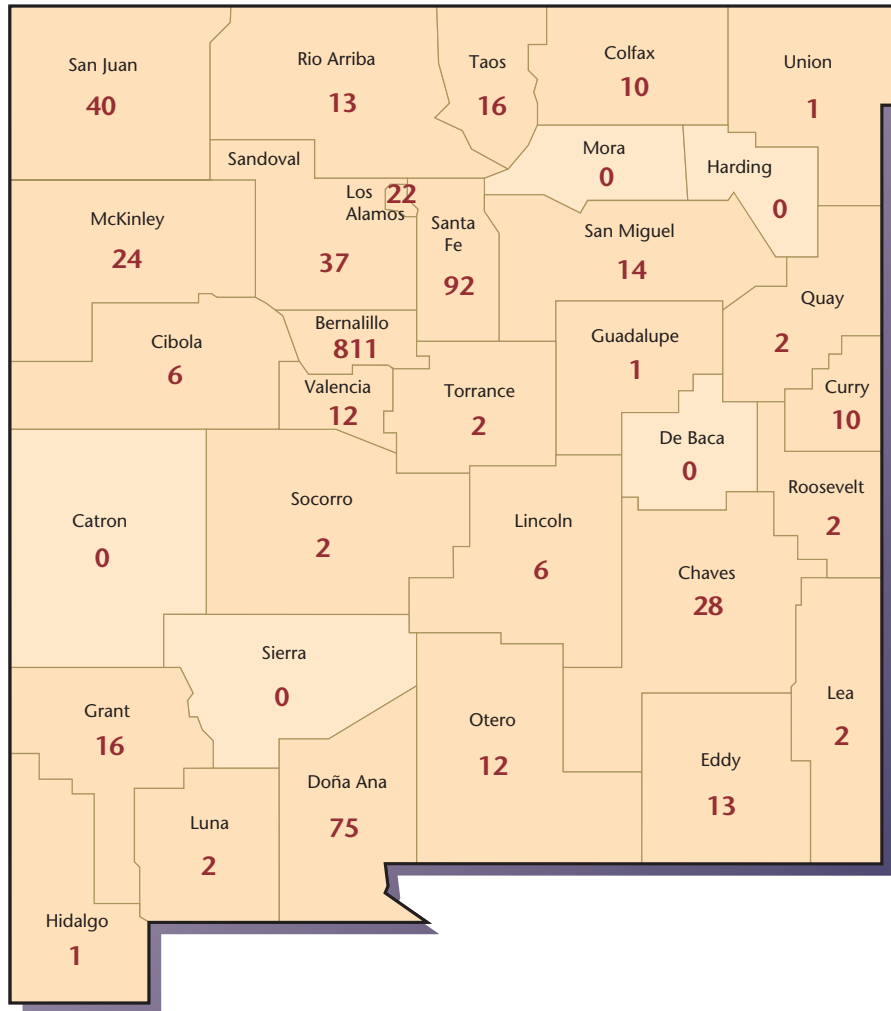
Effective 2002

CLASS YEAR	NUMBER OF GRADS	OUT OF TRAINING		IN TRAINING		DECEASED
		NM LICENSE AND ADDRESS	NOT IN NEW MEXICO*	NEW MEXICO	NOT IN NEW MEXICO	
1968	19	5	12	0	0	2
1969	15	2	13	0	0	0
1970	21	2	16	0	0	3
1971	26	7	18	0	0	1
1972	41	10	29	0	0	2
1973	40	7	30	0	0	3
1974	52	10	41	0	0	1
1975	57	17	40	0	0	0
1976	65	20	44	0	0	1
1977	68	22	45	0	0	1
1978	73	28	40	0	0	5
1979	73	17	56	0	0	0
1980	71	22	44	0	0	5
1981	76	30	45	0	0	1
1982	70	17	51	0	0	2
1983	70	26	43	0	0	1
1984	78	22	51	0	0	5
1985	66	20	45	0	0	1
1986	74	30	41	0	0	3
1987	73	22	50	0	0	1
1988	70	29	40	0	0	1
1989	76	22	51	0	0	3
1990	69	22	47	0	0	0
1991	67	19	48	0	0	0
1992	63	20	42	0	0	1
1993	69	28	41	0	0	0
1994	74	31	43	0	0	0
1995	73	25	48	0	0	0
1996	74	29	41	3	1	0
1997	70	19	40	4	7	0
1998	73	21	24	9	19	0
1999	66	15	5	10	36	0
2000	78	0	0	25	53	0
2001	68	0	1**	22	45	0
2002	67	0	0	17	50	0
<b>Totals</b>	<b>2,185</b>	<b>616</b>	<b>1,225</b>	<b>90</b>	<b>211</b>	<b>43</b>

\*No known NM license and/or no known NM address. \*\*Physician delayed or stopped training

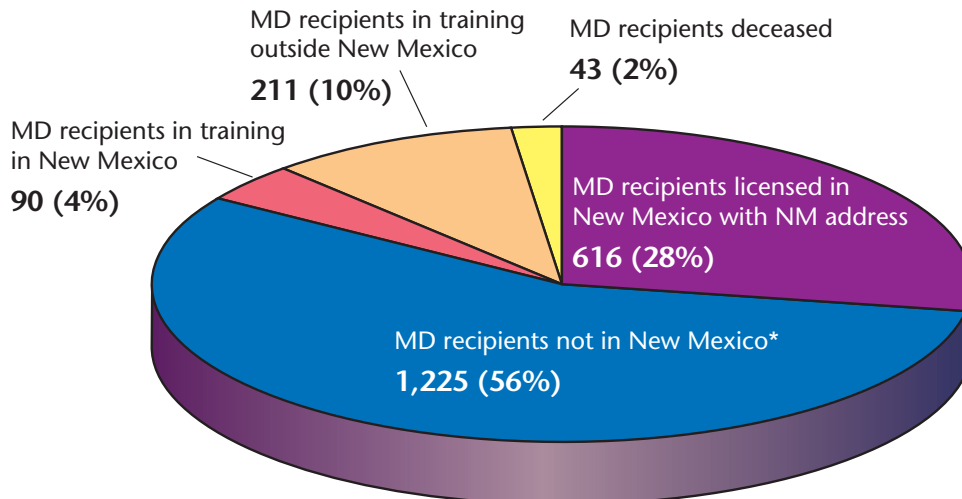
**FIGURE 3: MD RECIPIENTS/FORMER RESIDENTS WITH NEW MEXICO LICENSE AND ADDRESS**

Effective 2002



**FIGURE 4: DISTRIBUTION OF MD RECIPIENTS**

Effective 2002



\* No known NM License and/or no known NM Address

## LOCATION REPORT 2003: THE APPROACH AND METHODS

The purpose of this report is to provide the best available evidence about UNM School of Medicine MD recipients and former residents who were in New Mexico in 2002. It is important to note that any recent moves or change in location by these individuals may not be reflected in these data.

A number of sources were used in the compilation of this report. The lists of University of New Mexico School of Medicine MD recipients (1968-2002) and former residents (1955 to 2002) were obtained from two sources: the University of New Mexico School of Medicine's Office of Student Affairs and Office of Graduate Medical Education (GME), respectively.

Several additional sources were used to confirm both names and New Mexico address/location. These included the New Mexico Board of Medical Examiners' 2003 *Official List*, the on-line *Yearbook and Directory of Osteopathic Physicians* and a dataset of over 1,300 UNM School of Medicine graduates maintained by the Office of Program Evaluation, Education and Research at UNM School of Medicine.

We confirmed the specialty and the location of 1,248 physicians in New Mexico by telephone or mail between October 2002 and May 2003. We were unable to reach 24 of 1,272 physicians included in our total. The basis for including individuals in the confirmation effort for this report was threefold:

- 1) individual was included in *Location Report, 2002*, or
- 2) individual was included in the on-line *Yearbook and Directory of Osteopathic Physicians*, or
- 3) State of New Mexico Board of Medical Examiners' 2003 *Official List* included:
  - ▶ information about physicians returning to New Mexico, or
  - ▶ information about physicians who completed residency training in the past year, were licensed to practice and were practicing in New Mexico.

We developed several strategies to obtain more information about the current location for those individuals included in the *Location Report, 2003* for whom address

and telephone numbers were no longer accurate. We sought and received assistance from ten UNM School of Medicine residency coordinators in locating former residents for whom we had no address or telephone number. We used the American Medical Association Online Doctor Finder to obtain addresses for the other individuals in our database with no current telephone number.

A list of UNM School of Medicine MD recipients and former residents who were believed to be deceased was confirmed through the Social Security Death Index. For those individuals whose whereabouts remain unknown or unconfirmed, further investigation will follow.

In addition to self-report, the New Mexico Board of Medical Examiners' 2003 *Official List* and the on-line *Yearbook and Directory of Osteopathic Physicians* became the gold standards for inclusion in this report. These sources, which are based on self-reported license applications, provided information about the current license status and address of both UNM School of Medicine MD recipients and former residents. These data sources do not always distinguish between home and work address. A few individuals in these rosters may work and live in different counties. However, they are reported only once in our data. Individuals who live in New Mexico but are not licensed are reported in our data in the column "Not in New Mexico" which represents those with no known NM license and/or no known NM address.

Physicians who work for the federal government are not required to be licensed by the New Mexico Board of Medical Examiners (example could be an Indian Health Service physician). To the degree we are able, we confirm physicians in this category.

There are 17 osteopathic physicians who are included in Table 2 in the Resident Only column and in the Total column. Eight of the 17 are in Family Medicine, and seven of the 17 are located in rural and frontier counties. They are not included in the All MD Physicians in New Mexico column because they are osteopathic physicians, a group not reflected in the All M.D. Physicians in New Mexico column.

### If you have questions about this report, please contact:

Summers Kalishman, PhD, Director  
Office of Program Evaluation, Education and Research  
MSC08 4550 • 1 University of New Mexico  
Albuquerque, New Mexico 87131-0001 • Phone: 505-272-8069

*Design/layout: Paul Akmajian, Center for Community Partnerships*



THE UNIVERSITY OF NEW MEXICO ♦ HEALTH SCIENCES CENTER  
**SCHOOL OF MEDICINE**

---

Office of the Dean  
MSC 08 4720  
1 University of New Mexico  
Albuquerque, NM 87131-0001

Location Report on the web at:  
<http://hsc.unm.edu/som/Locations/>