



THE UNIVERSITY OF NEW MEXICO HEALTH SCIENCES CENTER

SCHOOL OF MEDICINE

LOCATION REPORT, 2004



University of New Mexico School of Medicine
MD Recipients and Former Residents

FACTS ABOUT MD RECIPIENTS[†] AND FORMER RESIDENTS[‡] OF THE UNM SCHOOL OF MEDICINE*

TABLE 1: TOTAL NUMBER OF UNM SOM MD RECIPIENTS AND FORMER RESIDENTS

	In Training	Out of Training	Total	Total Out of Training in NM
MD Recipients	210	1,242	1,452	285 (23%)
Former Residents		3,323	3,323	670 (20%)
Individuals with Combined Status [§] (MD Recipients and Residents)	96	708	804	347 (49%)
Total	306	5,273	5,579	1,302 (25%)

- ▶ 632 MD recipients of the UNM School of Medicine (UNM SOM) have completed their residency training, are licensed to practice in New Mexico, and have a New Mexico address. This represents 33% of the total number of living MD Recipients and Individuals with Combined Status (N=1,902). (Table 5).
- ▶ 1,302 physicians who received their MD and/or completed their residencies at the UNM School of Medicine are licensed to practice in New Mexico. This represents 25% of the School's total number of MD recipients and former residents (N=5,273). (Table 1).
- ▶ From 1994 to 2003, the number of UNM-trained physicians practicing in New Mexico has grown from 819 to 1,302, a 63% increase. (Figure 1).
- ▶ Of the 3,991 physicians licensed to practice and in New Mexico**, 33% are MD recipients and/or former residents of the UNM School of Medicine. (Table 2).
- ▶ MD recipients and former residents of the UNM School of Medicine are located in 29 of New Mexico's 33 counties. (Table 2).
- ▶ Of the 1,302 MD recipients and former residents from the UNM School of Medicine licensed to practice in New Mexico (Table 2), 634 (or 49%) are in primary care specialties. (Table 3).
- ▶ 668 MD recipients and former residents licensed to practice and in New Mexico are trained in specialties other than primary care. Two hundred eighty of them are represented in four specialties, anesthesiology, general surgery, emergency medicine and psychiatry, and are practicing in 20 of New Mexico's 33 counties. (Table 4).

† MD Recipients – individuals who received MD degree from the UNM School of Medicine

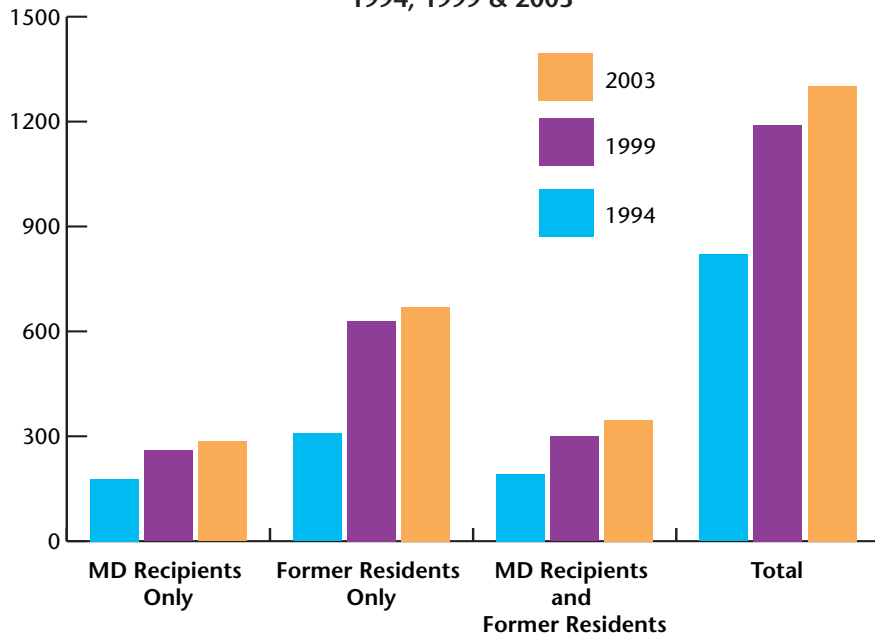
‡ Former Residents – individuals who participated in or completed residency training or fellowship at UNM SOM

§ Combined Status – individuals who received MD degree and participated in or completed residency training or fellowship in the UNM School of Medicine

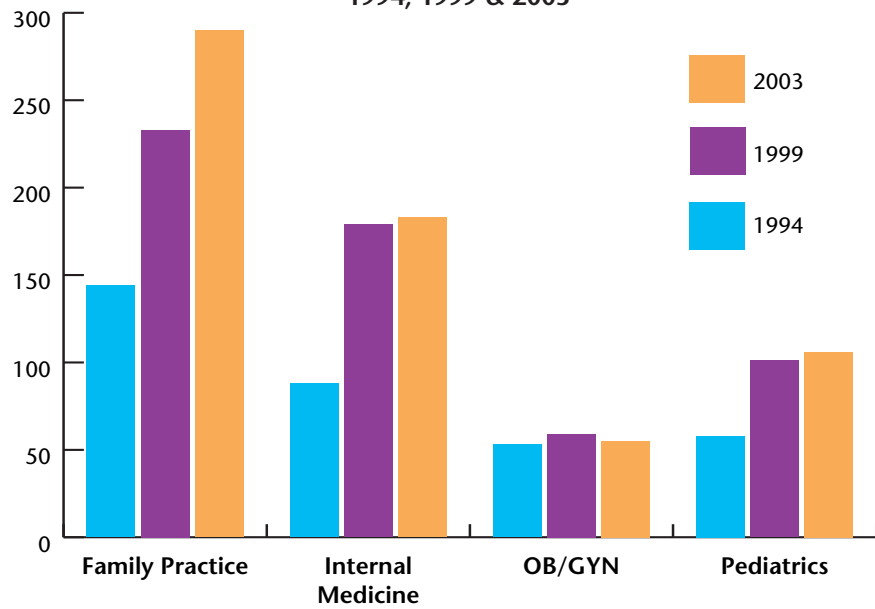
* Known information as of 2003. Please see Approaches and Methods Appendix for more detailed information.

** New Mexico Board of Medical Examiners' 2004 Official List

**Figure 1: UNM School of Medicine
MD Recipients/Former Residents with New Mexico
License and Address
1994, 1999 & 2003**



**Figure 2: UNM School of Medicine
MD Recipients/Former Residents with NM License and Address
in Primary Care Specialties
1994, 1999 & 2003**



UNM SCHOOL OF MEDICINE

TABLE 2: MD RECIPIENTS/FORMER RESIDENTS
WITH NM LICENSE AND ADDRESS

Effective 2003

COUNTY	MD ONLY	RESIDENTS ONLY	MD AND RESIDENTS	TOTAL	ALL MD PHYSICIANS IN NEW MEXICO*
Bernalillo	130	474	227	831	2,168
Catron	0	0	0	0	2
Chaves	8	10	11	29	106
Cibola	3	1	2	6	20
Colfax	2	5	2	9	23
Curry	4	1	4	9	43
De Baca	0	0	0	0	0
Doña Ana	27	29	16	72	279
Eddy	6	4	3	13	60
Grant	9	5	4	18	64
Guadalupe	0	0	1	1	3
Harding	0	0	0	0	0
Hidalgo	0	1	0	1**	0
Lea	1	2	0	3	56
Lincoln	6	0	0	6	27
Los Alamos	6	6	8	20	57
Luna	0	2	0	2	20
McKinley	5	15	2	22	95
Mora	0	0	0	0	0
Otero	6	4	0	10	55
Quay	0	2	0	2	8
Rio Arriba	4	3	6	13	42
Roosevelt	1	1	0	2	15
Sandoval	12	19	9	40	96
San Juan	20	7	13	40	149
San Miguel	3	7	2	12	49
Santa Fe	22	54	27	103	426
Sierra	0	2	1	3	13
Socorro	1	1	1	3	13
Taos	1	10	4	15	73
Torrance	1	1***	0	2	1
Union	0	0	1	1	3
Valencia	7	4	3	14	25
Totals	285	670	347	1302	3,991

*Number of physicians by county obtained from the 2004 Official List of the State of New Mexico Board of Medical Examiners.

Physician recently moved to Lordsburg, Hidalgo County. *Physician in "Residents Only" column in Torrance County is a D.O.

UNM SCHOOL OF MEDICINE

**TABLE 3: MD RECIPIENTS/FORMER RESIDENTS
WITH NEW MEXICO LICENSE AND ADDRESS IN PRIMARY CARE SPECIALTIES**

Effective 2003

COUNTY	FAMILY PRACTICE*/**	INTERNAL MEDICINE**	OBSTETRICS/ GYNECOLOGY	PEDIATRICS	TOTAL
Bernalillo	135	129	32	64	360
Catron	0	0	0	0	0
Chaves	6	2	0	5	13
Cibola	3	0	0	0	3
Colfax	6	2	0	0	8
Curry	1	1	0	0	2
De Baca	0	0	0	0	0
Doña Ana	18	8	4	7	37
Eddy	4	1	0	1	6
Grant	6	2	1	0	9
Guadalupe	1	0	0	0	1
Harding	0	0	0	0	0
Hidalgo	1	0	0	0	1
Lea	0	1	0	0	1
Lincoln	3	1	1	0	5
Los Alamos	4	1	5	0	10
Luna	0	0	0	0	0
McKinley	6	3	3	2	14
Mora	0	0	0	0	0
Otero	3	2	0	1	6
Quay	1	0	0	1	2
Rio Arriba	6	2	1	0	9
Roosevelt	2	0	0	0	2
Sandoval	17	5	1	9	32
San Juan	10	6	0	5	21
San Miguel	5	4	0	1	10
Santa Fe	33	8	6	6	53
Sierra	1	0	0	0	1
Socorro	2	0	0	1	3
Taos	6	3	1	1	11
Torrance	2	0	0	0	2
Union	0	0	0	0	0
Valencia	8	2	0	2	12
Totals	290	183	55	106	634

* Includes physicians with General Practice specialty. ** Includes physicians with Geriatrics specialty.

UNM SCHOOL OF MEDICINE

**TABLE 4: MD RECIPIENTS/FORMER RESIDENTS
WITH NEW MEXICO LICENSE AND ADDRESS IN SELECTED SUBSPECIALTIES**

Effective 2003

COUNTY	ANESTHESIOLOGY*	GENERAL SURGERY	EMERGENCY MEDICINE	PSYCHIATRY**	TOTAL
Bernalillo	30	20	50	84	184
Catron	0	0	0	0	0
Chaves	0	2	2	0	4
Cibola	0	2	1	0	3
Colfax	0	0	0	0	0
Curry	0	4	1	0	5
De Baca	0	0	0	0	0
Doña Ana	7	2	3	5	17
Eddy	0	2	3	0	5
Grant	0	2	1	0	3
Guadalupe	0	0	0	0	0
Harding	0	0	0	0	0
Hidalgo	0	0	0	0	0
Lea	0	0	1	0	1
Lincoln	0	0	0	0	0
Los Alamos	2	1	1	2	6
Luna	0	0	0	0	0
McKinley	1	0	2	0	3
Mora	0	0	0	0	0
Otero	0	2	0	1	3
Quay	0	0	0	0	0
Rio Arriba	0	0	3	0	3
Roosevelt	0	0	0	0	0
Sandoval	1	0	1	1	3
San Juan	0	3	2	2	7
San Miguel	0	0	0	2	2
Santa Fe	3	4	6	11	24
Sierra	1	1	0	0	2
Socorro	0	0	0	0	0
Taos	0	0	2	0	2
Torrance	0	0	0	0	0
Union	0	1	0	0	1
Valencia	0	0	1	1	2
Totals	45	46	80	109	280

*Includes the subspecialty Pain Management

**Includes the subspecialty Child and Adolescent Psychiatry

UNM SCHOOL OF MEDICINE

TABLE 5: MD RECIPIENTS STATUS BY CLASS YEAR

Effective 2003

CLASS YEAR	NUMBER OF GRADS	NM LICENSE AND ADDRESS	NO NM LICENSE OR NM ADDRESS*	IN TRAINING		DECEASED
				NEW MEXICO	NOT IN NEW MEXICO	
1968	19	5	12	0	0	2
1969	15	2	13	0	0	0
1970	21	2	15	0	0	4
1971	26	7	18	0	0	1
1972	41	10	29	0	0	2
1973	40	6	29	0	0	5
1974	52	10	41	0	0	1
1975	57	18	39	0	0	0
1976	65	20	44	0	0	1
1977	68	21	46	0	0	1
1978	73	28	40	0	0	5
1979	73	17	56	0	0	0
1980	71	24	42	0	0	5
1981	76	31	42	0	0	3
1982	70	18	50	0	0	2
1983	70	25	44	0	0	1
1984	78	21	52	0	0	5
1985	66	20	45	0	0	1
1986	74	30	41	0	0	3
1987	73	21	51	0	0	1
1988	70	31	37	0	1	1
1989	76	22	51	0	0	3
1990	69	23	46	0	0	0
1991	67	20	45	1	1	0
1992	63	19	42	0	1	1
1993	69	29	40	0	0	0
1994	74	30	44	0	0	0
1995	73	22	48	1	2	0
1996	74	31	41	0	2	0
1997	70	19	42	3	6	0
1998	73	24	34	6	9	0
1999	66	18	36	3	9	0
2000	78	8	14	18	38	0
2001	68	0	1	26	41	0
2002	67	0	0	17	50	0
2003	71	0	0	21	50	0
Totals	2,256	632	1,270	96	210	48

*No known NM license and/or no known NM address.

FIGURE 3: MD RECIPIENTS/FORMER RESIDENTS WITH NEW MEXICO LICENSE AND ADDRESS

Effective 2003

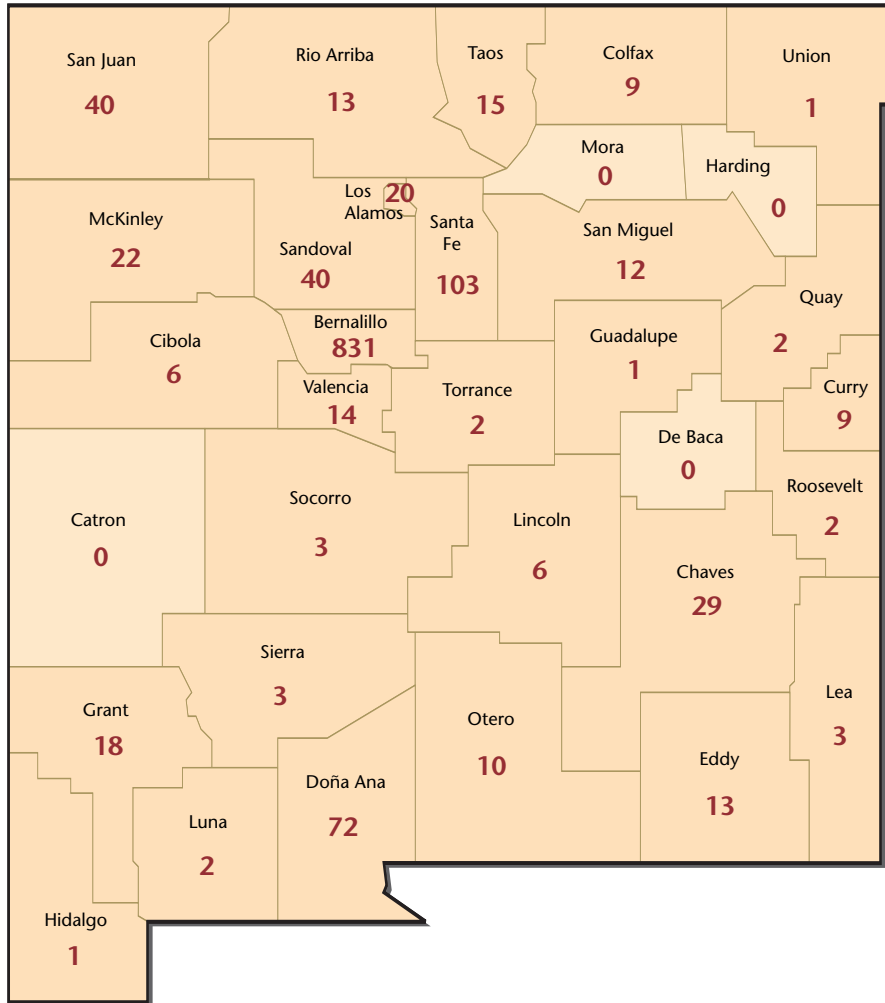
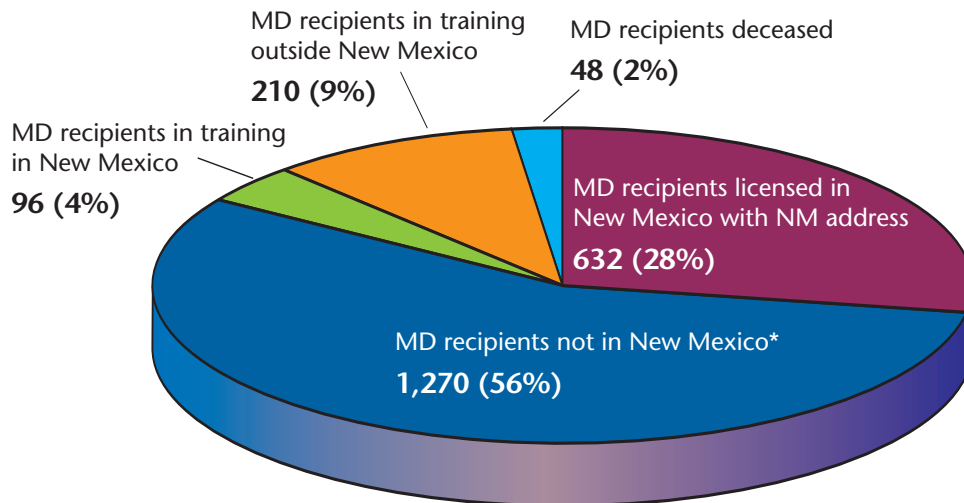


FIGURE 4: DISTRIBUTION OF MD RECIPIENTS

Effective 2003



* No known NM License and/or no known NM Address

LOCATION REPORT 2004: THE APPROACH AND METHODS

Our interest in this report is to provide the best available evidence about UNM School of Medicine MD recipients and former residents who were in New Mexico in 2003. It is important to note that any recent moves or change in location by these individuals may not be reflected in our data.

A number of sources were used in the compilation of this report. The lists of University of New Mexico School of Medicine MD recipients (1968-2003) and former residents (1955 to 2003) were obtained from two sources: the University of New Mexico School of Medicine's Office of Student Affairs and Office of Graduate Medical Education (GME), respectively.

Several additional sources were used to confirm both names and New Mexico address/location. These included the New Mexico Board of Medical Examiners' 2004 *Official List*, the on-line *Yearbook and Directory of Osteopathic Physicians* and a dataset of over 1,300 UNM School of Medicine graduates maintained by the Office of Program Evaluation, Education and Research at UNM School of Medicine.

We confirmed the specialty and location of 1,274 physicians in New Mexico by telephone or mail between October 2003 and May 2004. We were unable to reach 28 of 1,302 physicians included in our total. The basis for including individuals in the confirmation effort for this report was threefold:

- 1) individual was included in Location Report, 2003 or
- 2) individual was included in the on-line *Yearbook and Directory of Osteopathic Physicians*, or
- 3) State of New Mexico Board of Medical Examiners' 2004 *Official List* included:
 - information about physicians returning to New Mexico, or
 - information about physicians who completed residency training in the past year, were licensed to practice and were practicing in New Mexico.

We developed several strategies to obtain more information about the current location for those individuals included in the *Location Report, 2004* for whom address

and telephone numbers were no longer accurate. We sought and received assistance from ten UNM School of Medicine residency coordinators in locating former residents for whom we had no address or telephone number. We used the American Medical Association Online Doctor Finder to obtain addresses for the other individuals in our database with no current telephone number.

A list of UNM School of Medicine MD recipients and former residents who were believed to be deceased was confirmed through the Social Security Death Index. For those individuals whose whereabouts remain unknown or unconfirmed, further investigation will follow.

In addition to self-report, the New Mexico Board of Medical Examiners' 2004 *Official List* and the on-line *Yearbook and Directory of Osteopathic Physicians* became the gold standards for inclusion in this report. These sources which are based on self-reported license applications, provided information about the current license status and address of both UNM School of Medicine MD recipients and former residents. These data sources do not always distinguish between home and work address. A few individuals in these rosters may work and live in different counties. However, they are reported only once in our data. Individuals who live in New Mexico but are not licensed are reported in our data in the column "Not in New Mexico" which represents those with no known NM license and/or no known NM address.

Physicians who work for the federal government are not required to be licensed by the New Mexico Board of Medical Examiners (example could be an Indian Health Service physician). To the degree we are able, we confirm physicians in this category.

There are 17 osteopathic physicians who are included in Table 2 in the Resident Only column and in the Total Column. Nine of the 17 are in Family Medicine, and eight of the 17 are located in rural and frontier counties. They are not included in the all MD physicians column in New Mexico because they are osteopathic physicians, a group not reflected in the All M.D. Physicians in New Mexico column.

If you have questions about this report, please contact:

Summers Kalishman, PhD, Director
Office of Program Evaluation, Education and Research
MSC08 4550 • 1 University of New Mexico
Albuquerque, New Mexico 87131-0001 • Phone: 505-272-8069

Design/layout: Paul Akmajian, Center for Community Partnerships



THE UNIVERSITY OF NEW MEXICO ♦ HEALTH SCIENCES CENTER
SCHOOL OF MEDICINE

Office of the Dean
MSC 08 4720
1 University of New Mexico
Albuquerque, NM 87131-0001

Location Report on the web at:
<http://hsc.unm.edu/som/Locations/>