



THE UNIVERSITY OF NEW MEXICO HEALTH SCIENCES CENTER

SCHOOL OF MEDICINE

# LOCATION REPORT, 2005



UNIVERSITY OF NEW MEXICO SCHOOL OF MEDICINE  
MD Recipients and Former Residents

## Facts about MD Recipients<sup>†</sup> and Former Residents<sup>‡</sup> of the UNM School of Medicine\*

**TABLE 1: TOTAL NUMBER OF UNM SOM MD RECIPIENTS AND FORMER RESIDENTS**

|                                                                                | In Training | Out of Training | Total        | Total Out of Training in NM |
|--------------------------------------------------------------------------------|-------------|-----------------|--------------|-----------------------------|
| MD Recipients                                                                  | 184         | 1,262           | 1,446        | 287 (23%)                   |
| Former Residents                                                               |             | 3,438           | 3,438        | 703 (20%)                   |
| Individuals with Combined Status <sup>§</sup><br>(MD Recipients and Residents) | 104         | 725             | 829          | 365 (50%)                   |
| <b>Total</b>                                                                   | <b>288</b>  | <b>5,425</b>    | <b>5,713</b> | <b>1,355 (25%)</b>          |

- ▶ 652 MD recipients of the UNM School of Medicine (UNM SOM) have completed their residency training, are licensed to practice in New Mexico, and have a New Mexico address. This represents 33% of the total number of living MD recipients and Individuals with Combined Status (N=1,987). (Table 5).
- ▶ 1,355 physicians who received their MD and/or completed their residencies at the UNM School of Medicine are licensed to practice in New Mexico. This represents 25% of the School's total number of MD recipients and former residents (N=5,425). (Table 1).
- ▶ MD recipients who are also former UNM SOM residents are twice as likely to remain in New Mexico (50%) as MD recipients who train elsewhere (23%) or former UNM SOM residents who graduated from another institution (20%). (Table 1).
- ▶ Of the 4,049 physicians licensed to practice and in New Mexico\*\*, 33% are MD recipients and/or former residents of the UNM School of Medicine. (Table 2).
- ▶ MD recipients and former residents of the UNM School of Medicine are located in 29 of New Mexico's 33 counties. (Table 2).
- ▶ Of the 1,355 MD recipients and former residents licensed to practice in New Mexico (Table 2), 657 (or 48%) are in primary care specialties. (Table 3).
- ▶ 698 MD recipients and former residents licensed to practice and in New Mexico are trained in specialties other than primary care. Two hundred ninety four of them are represented in four specialties, anesthesiology, general surgery, emergency medicine and psychiatry, and are practicing in 21 of New Mexico's 33 counties. (Table 4).

† MD Recipients – individuals who received MD degree from the UNM School of Medicine

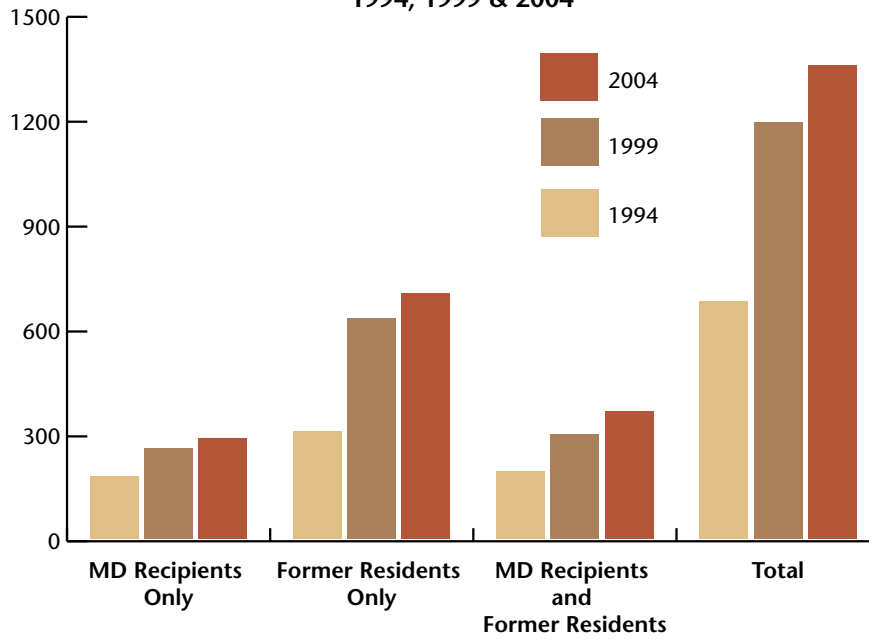
‡ Former Residents – individuals who participated in or completed residency training or fellowship at UNM SOM

§ Combined Status – individuals who received MD degree and participated in or completed residency training or fellowship in the UNM School of Medicine

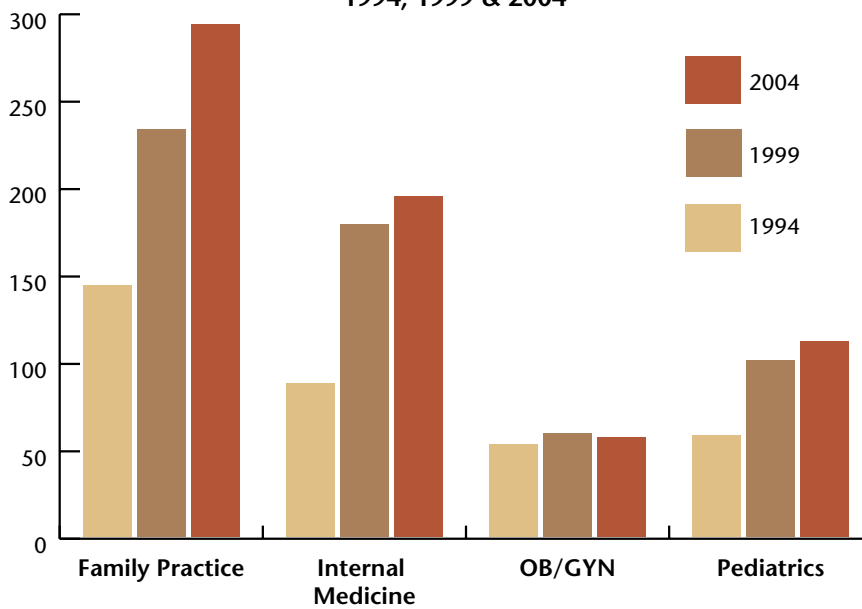
\* Known information as of 2004. Please see Approaches and Methods Appendix for more detailed information.

\*\* New Mexico Board of Medical Examiners' 2005 *Official List*

**Figure 1: UNM School of Medicine  
MD Recipients/Former Residents with New Mexico  
License and Address  
1994, 1999 & 2004**



**Figure 2: UNM School of Medicine  
MD Recipients/Former Residents with NM License and Address  
in Primary Care Specialties  
1994, 1999 & 2004**



## UNM SCHOOL OF MEDICINE

**TABLE 2: MD RECIPIENTS/FORMER RESIDENTS  
WITH NM LICENSE AND ADDRESS**

Effective 2004

| COUNTY        | MD ONLY    | RESIDENTS ONLY | MD AND RESIDENTS | TOTAL        | ALL MD PHYSICIANS IN NEW MEXICO* |
|---------------|------------|----------------|------------------|--------------|----------------------------------|
| Bernalillo    | 133        | 501            | 238              | 872          | 2,209                            |
| Catron        | 0          | 0              | 0                | 0            | 1                                |
| Chaves        | 8          | 11             | 11               | 30           | 110                              |
| Cibola        | 3          | 1              | 2                | 6            | 20                               |
| Colfax        | 1          | 4              | 1                | 6            | 21                               |
| Curry         | 4          | 1              | 4                | 9            | 46                               |
| De Baca       | 0          | 0              | 0                | 0            | 1                                |
| Doña Ana      | 23         | 28             | 17               | 68           | 277                              |
| Eddy          | 5          | 3              | 3                | 11           | 59                               |
| Grant         | 8          | 6              | 4                | 18           | 63                               |
| Guadalupe     | 0          | 0              | 1                | 1            | 3                                |
| Harding       | 0          | 0              | 0                | 0            | 0                                |
| Hidalgo       | 0          | 1              | 0                | 1**          | 0                                |
| Lea           | 1          | 2              | 0                | 3            | 50                               |
| Lincoln       | 6          | 0              | 1                | 7            | 30                               |
| Los Alamos    | 5          | 6              | 8                | 19           | 62                               |
| Luna          | 0          | 2              | 0                | 2            | 20                               |
| McKinley      | 5          | 18             | 3                | 26           | 111                              |
| Mora          | 0          | 0              | 0                | 0            | 0                                |
| Otero         | 6          | 5              | 0                | 11           | 51                               |
| Quay          | 0          | 2              | 0                | 2            | 8                                |
| Rio Arriba    | 5          | 4              | 6                | 15           | 42                               |
| Roosevelt     | 1          | 1              | 1                | 3            | 13                               |
| Sandoval      | 12         | 22             | 12               | 46           | 106                              |
| San Juan      | 20         | 7              | 11               | 38           | 145                              |
| San Miguel    | 3          | 7              | 3                | 13           | 51                               |
| Santa Fe      | 27         | 52             | 30               | 109          | 425                              |
| Sierra        | 0          | 2              | 1                | 3            | 10                               |
| Socorro       | 1          | 2              | 1                | 4            | 15                               |
| Taos          | 3          | 10             | 3                | 16           | 70                               |
| Torrance      | 1          | 1***           | 0                | 2            | 1                                |
| Union         | 0          | 0              | 1                | 1            | 3                                |
| Valencia      | 6          | 4              | 3                | 13           | 26                               |
| <b>Totals</b> | <b>287</b> | <b>703</b>     | <b>365</b>       | <b>1,355</b> | <b>4,049</b>                     |

\*Number of physicians by county obtained from the 2005 Official List of the State of New Mexico Board of Medical Examiners

\*\*Physician recently moved to Lordsburg, Hidalgo County \*\*\*Physician in "Residents Only" column in Torrance County is a D.O.

## UNM SCHOOL OF MEDICINE

**TABLE 3: MD RECIPIENTS/FORMER RESIDENTS  
WITH NEW MEXICO LICENSE AND ADDRESS IN PRIMARY CARE SPECIALTIES**

Effective 2004

| COUNTY        | FAMILY PRACTICE*/** | INTERNAL MEDICINE** | OBSTETRICS/ GYNECOLOGY | PEDIATRICS | TOTAL      |
|---------------|---------------------|---------------------|------------------------|------------|------------|
| Bernalillo    | 136                 | 134                 | 34                     | 69         | 373        |
| Catron        | 0                   | 0                   | 0                      | 0          | 0          |
| Chaves        | 7                   | 3                   | 0                      | 4          | 14         |
| Cibola        | 2                   | 1                   | 0                      | 0          | 3          |
| Colfax        | 4                   | 1                   | 0                      | 0          | 5          |
| Curry         | 1                   | 1                   | 0                      | 0          | 2          |
| De Baca       | 0                   | 0                   | 0                      | 0          | 0          |
| Doña Ana      | 16                  | 8                   | 4                      | 7          | 35         |
| Eddy          | 4                   | 1                   | 0                      | 1          | 6          |
| Grant         | 6                   | 2                   | 1                      | 1          | 10         |
| Guadalupe     | 1                   | 0                   | 0                      | 0          | 1          |
| Harding       | 0                   | 0                   | 0                      | 0          | 0          |
| Hidalgo       | 1                   | 0                   | 0                      | 0          | 1          |
| Lea           | 0                   | 1                   | 0                      | 1          | 2          |
| Lincoln       | 4                   | 1                   | 1                      | 0          | 6          |
| Los Alamos    | 4                   | 1                   | 5                      | 0          | 10         |
| Luna          | 0                   | 0                   | 0                      | 0          | 0          |
| McKinley      | 6                   | 3                   | 4                      | 2          | 15         |
| Mora          | 0                   | 0                   | 0                      | 0          | 0          |
| Otero         | 4                   | 2                   | 0                      | 1          | 7          |
| Quay          | 1                   | 0                   | 0                      | 1          | 2          |
| Rio Arriba    | 7                   | 2                   | 1                      | 0          | 10         |
| Roosevelt     | 2                   | 1                   | 0                      | 0          | 3          |
| Sandoval      | 18                  | 7                   | 1                      | 11         | 37         |
| San Juan      | 8                   | 7                   | 0                      | 4          | 19         |
| San Miguel    | 5                   | 4                   | 0                      | 1          | 10         |
| Santa Fe      | 37                  | 9                   | 6                      | 6          | 58         |
| Sierra        | 1                   | 0                   | 0                      | 0          | 1          |
| Socorro       | 2                   | 0                   | 0                      | 1          | 3          |
| Taos          | 8                   | 4                   | 0                      | 0          | 12         |
| Torrance      | 2                   | 0                   | 0                      | 0          | 2          |
| Union         | 0                   | 0                   | 0                      | 0          | 0          |
| Valencia      | 6                   | 2                   | 0                      | 2          | 10         |
| <b>Totals</b> | <b>293</b>          | <b>195</b>          | <b>57</b>              | <b>112</b> | <b>657</b> |

\*Includes physicians with General Practice specialty \*\*Includes physicians with Geriatrics specialty

**TABLE 4: MD RECIPIENTS/FORMER RESIDENTS  
WITH NEW MEXICO LICENSE AND ADDRESS IN SELECTED SUBSPECIALTIES**

Effective 2004

| COUNTY        | ANESTHESIOLOGY* | GENERAL SURGERY | EMERGENCY MEDICINE | PSYCHIATRY** | TOTAL      |
|---------------|-----------------|-----------------|--------------------|--------------|------------|
| Bernalillo    | 32              | 21              | 55                 | 84           | 192        |
| Catron        | 0               | 0               | 0                  | 0            | 0          |
| Chaves        | 0               | 2               | 1                  | 0            | 3          |
| Cibola        | 0               | 2               | 1                  | 0            | 3          |
| Colfax        | 0               | 0               | 0                  | 0            | 0          |
| Curry         | 0               | 4               | 1                  | 0            | 5          |
| De Baca       | 0               | 0               | 0                  | 0            | 0          |
| Doña Ana      | 7               | 1               | 3                  | 4            | 15         |
| Eddy          | 0               | 2               | 3                  | 0            | 5          |
| Grant         | 0               | 2               | 1                  | 0            | 3          |
| Guadalupe     | 0               | 0               | 0                  | 0            | 0          |
| Harding       | 0               | 0               | 0                  | 0            | 0          |
| Hidalgo       | 0               | 0               | 0                  | 0            | 0          |
| Lea           | 0               | 0               | 1                  | 0            | 1          |
| Lincoln       | 0               | 0               | 0                  | 0            | 0          |
| Los Alamos    | 2               | 1               | 1                  | 2            | 6          |
| Luna          | 0               | 0               | 0                  | 0            | 0          |
| McKinley      | 2               | 0               | 3                  | 0            | 5          |
| Mora          | 0               | 0               | 0                  | 0            | 0          |
| Otero         | 0               | 2               | 0                  | 1            | 3          |
| Quay          | 0               | 0               | 0                  | 0            | 0          |
| Rio Arriba    | 0               | 0               | 3                  | 1            | 4          |
| Roosevelt     | 0               | 0               | 0                  | 0            | 0          |
| Sandoval      | 2               | 0               | 0                  | 1            | 3          |
| San Juan      | 0               | 4               | 2                  | 3            | 9          |
| San Miguel    | 0               | 0               | 0                  | 3            | 3          |
| Santa Fe      | 3               | 4               | 6                  | 12           | 25         |
| Sierra        | 0               | 1               | 0                  | 1            | 2          |
| Socorro       | 0               | 0               | 1                  | 0            | 1          |
| Taos          | 0               | 0               | 2                  | 0            | 2          |
| Torrance      | 0               | 0               | 0                  | 0            | 0          |
| Union         | 0               | 1               | 0                  | 0            | 1          |
| Valencia      | 1               | 0               | 1                  | 1            | 3          |
| <b>Totals</b> | <b>49</b>       | <b>47</b>       | <b>85</b>          | <b>113</b>   | <b>294</b> |

\*Includes the subspecialty Pain Management

\*\*Includes the subspecialty Child and Adolescent Psychiatry

UNM SCHOOL OF MEDICINE

**TABLE 5: MD RECIPIENTS STATUS BY CLASS YEAR**

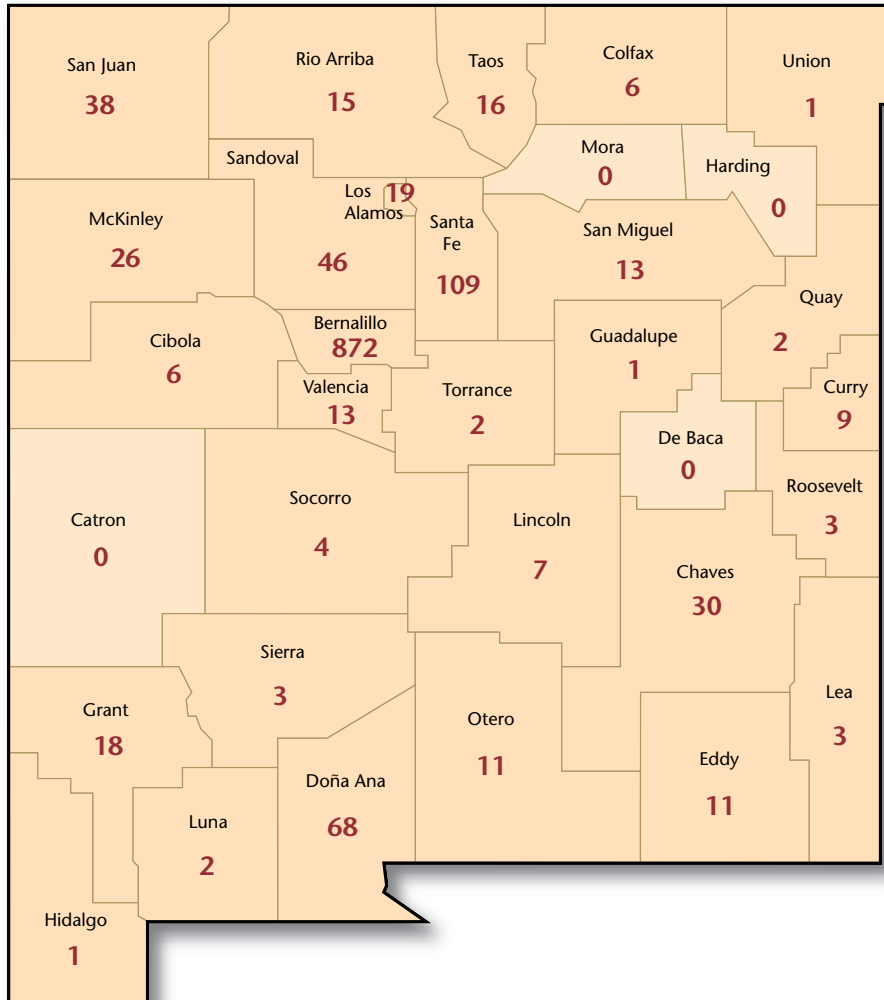
Effective 2004

| CLASS YEAR    | NUMBER OF GRADS | NM LICENSE AND ADDRESS | NO NM LICENSE OR NM ADDRESS* | IN TRAINING |                   | DECEASED  |
|---------------|-----------------|------------------------|------------------------------|-------------|-------------------|-----------|
|               |                 |                        |                              | NEW MEXICO  | NOT IN NEW MEXICO |           |
| 1968          | 19              | 5                      | 12                           | 0           | 0                 | 2         |
| 1969          | 15              | 2                      | 13                           | 0           | 0                 | 0         |
| 1970          | 21              | 1                      | 16                           | 0           | 0                 | 4         |
| 1971          | 26              | 6                      | 19                           | 0           | 0                 | 1         |
| 1972          | 41              | 8                      | 31                           | 0           | 0                 | 2         |
| 1973          | 40              | 6                      | 29                           | 0           | 0                 | 5         |
| 1974          | 52              | 10                     | 41                           | 0           | 0                 | 1         |
| 1975          | 57              | 17                     | 40                           | 0           | 0                 | 0         |
| 1976          | 65              | 21                     | 43                           | 0           | 0                 | 1         |
| 1977          | 68              | 20                     | 46                           | 0           | 0                 | 2         |
| 1978          | 73              | 26                     | 42                           | 0           | 0                 | 5         |
| 1979          | 73              | 17                     | 56                           | 0           | 0                 | 0         |
| 1980          | 71              | 22                     | 43                           | 0           | 0                 | 6         |
| 1981          | 76              | 31                     | 42                           | 0           | 0                 | 3         |
| 1982          | 70              | 18                     | 50                           | 0           | 0                 | 2         |
| 1983          | 70              | 24                     | 44                           | 0           | 0                 | 2         |
| 1984          | 78              | 21                     | 52                           | 0           | 0                 | 5         |
| 1985          | 66              | 19                     | 46                           | 0           | 0                 | 1         |
| 1986          | 74              | 31                     | 40                           | 0           | 0                 | 3         |
| 1987          | 73              | 21                     | 51                           | 0           | 0                 | 1         |
| 1988          | 70              | 30                     | 39                           | 0           | 0                 | 1         |
| 1989          | 76              | 25                     | 48                           | 0           | 0                 | 3         |
| 1990          | 69              | 23                     | 46                           | 0           | 0                 | 0         |
| 1991          | 67              | 20                     | 46                           | 0           | 0                 | 1         |
| 1992          | 63              | 20                     | 42                           | 0           | 0                 | 1         |
| 1993          | 69              | 30                     | 39                           | 0           | 0                 | 0         |
| 1994          | 74              | 29                     | 45                           | 0           | 0                 | 0         |
| 1995          | 73              | 22                     | 50                           | 0           | 1                 | 0         |
| 1996          | 74              | 31                     | 43                           | 0           | 0                 | 0         |
| 1997          | 70              | 20                     | 48                           | 1           | 1                 | 0         |
| 1998          | 73              | 29                     | 38                           | 3           | 3                 | 0         |
| 1999          | 66              | 19                     | 39                           | 1           | 7                 | 0         |
| 2000          | 78              | 18                     | 40                           | 11          | 9                 | 0         |
| 2001          | 68              | 10                     | 13                           | 9           | 36                | 0         |
| 2002          | 67              | 0                      | 1                            | 20          | 46                | 0         |
| 2003          | 71              | 0                      | 1                            | 26          | 44                | 0         |
| 2004          | 71              | 0                      | 1                            | 33          | 37                | 0         |
| <b>Totals</b> | <b>2,327</b>    | <b>652</b>             | <b>1,335</b>                 | <b>104</b>  | <b>184</b>        | <b>52</b> |

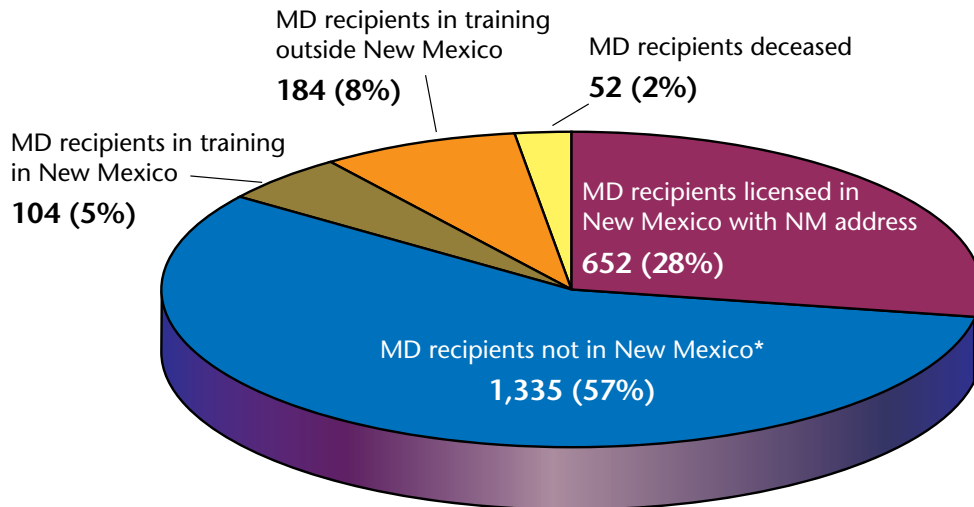
\*No known NM license and/or no known NM address

**FIGURE 3: MD RECIPIENTS/FORMER RESIDENTS WITH NEW MEXICO LICENSE AND ADDRESS**

Effective 2004



**FIGURE 4: DISTRIBUTION OF MD RECIPIENTS**  
Effective 2004



\* No known NM License and/or no known NM Address

## LOCATION REPORT 2005: THE APPROACH AND METHODS

Our interest in this report is to provide the best available evidence about UNM School of Medicine MD recipients and former residents who were in New Mexico in 2004. It is important to note that any recent moves or change in location by these individuals may not be reflected in our data.

A number of sources were used in the compilation of this report. The lists of University of New Mexico School of Medicine MD recipients (1968-2004) and former residents (1955 to 2004) were obtained from two sources: the University of New Mexico School of Medicine's Office of Student Affairs and Office of Graduate Medical Education (GME), respectively.

Several additional sources were used to confirm both names and New Mexico address/location. These included the New Mexico Board of Medical Examiners' 2005 *Official List*, the on-line Database of Osteopathic Physicians and a dataset of over 1,400 UNM School of Medicine graduates maintained by the Office of Program Evaluation, Education and Research at UNM School of Medicine.

We confirmed the specialty and location of 1,324 physicians in New Mexico by telephone, email, or mail between November 2004 and May 2005. We were unable to reach 31 of 1,355 physicians included in our total. The basis for including individuals in the confirmation effort for this report was threefold:

- 1) individual was included in Location Report, 2004 or
- 2) individual was included in the on-line database of Osteopathic Physicians, or
- 3) State of New Mexico Board of Medical Examiners' 2005 *Official List* included:
  - information about physicians returning to New Mexico, or
  - information about physicians who completed residency training in the past year, were licensed to practice and were practicing in New Mexico.

We developed several strategies to obtain information about the current location for those individuals included

in the *Location Report, 2005*. We contacted the Medical Staffing Offices at major hospitals throughout the state. We received assistance from UNM School of Medicine residency coordinators in locating former residents/fellows. We used the American Medical Association Online Doctor Finder to obtain addresses for the other individuals in our database with no current telephone number.

A list of UNM School of Medicine MD recipients and former residents who were believed to be deceased was confirmed through the Social Security Death Index. For those individuals whose whereabouts remain unknown or unconfirmed, further investigation will follow.

In addition to self-report, the New Mexico Board of Medical Examiners' 2005 *Official List* and the on-line Database of Osteopathic Physicians became the gold standards for inclusion in this report. These sources, which are based on self-reported license applications, provided information about the current license status and address of both UNM School of Medicine MD recipients and former residents. These data sources do not always distinguish between home and work address. A few individuals in these rosters may work and live in different counties. However, they are reported only once in our data. Individuals who live in New Mexico but are not licensed are reported in our data in the column "Not in New Mexico" which represents those with no known NM license and/or no known NM address.

Physicians who work for the federal government are not required to be licensed by the New Mexico Board of Medical Examiners (example could be an Indian Health Service physician). To the degree we are able, we confirm physicians in this category.

There are 19 osteopathic physicians who are included in Table 2 in the Resident Only column and in the Total Column. Nine of the 19 are in Family Medicine, and eight of the 19 are located in rural and frontier counties. They are not included in the All MD Physicians in New Mexico column (Table 2) because they are osteopathic physicians.

### If you have questions about this report, please contact:

Summers Kalishman, PhD, Director  
Office of Program Evaluation, Education and Research  
MSC08 4550 • 1 University of New Mexico  
Albuquerque, New Mexico 87131-0001 • Phone: 505-272-8069

*Design/layout: Paul Akmajian, Center for Community Partnerships*



THE UNIVERSITY OF NEW MEXICO HEALTH SCIENCES CENTER

**SCHOOL OF  
MEDICINE**

Office of the Dean  
MSC 08 4720  
1 University of New Mexico  
Albuquerque, NM 87131-0001

Location Report on the web at: <http://hsc.unm.edu/som/Locations/>