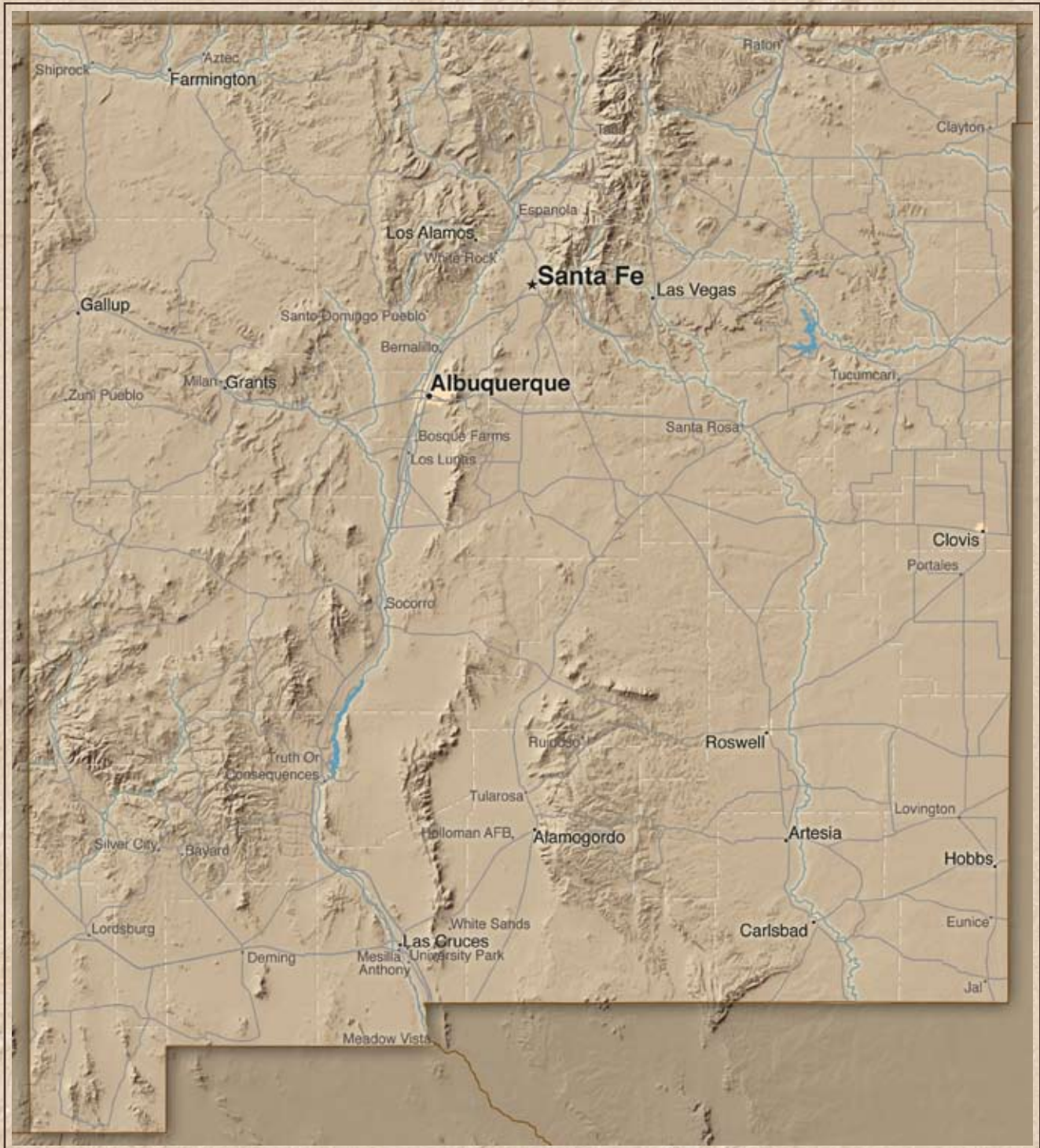




THE UNIVERSITY OF NEW MEXICO HEALTH SCIENCES CENTER

SCHOOL OF MEDICINE

LOCATION REPORT, 2006



UNIVERSITY OF NEW MEXICO SCHOOL OF MEDICINE
MD Recipients and Former Residents

Facts about MD Recipients[†] and Former Residents[‡] of the UNM School of Medicine^{*}

TABLE 1: TOTAL NUMBER OF UNM SOM MD RECIPIENTS AND FORMER RESIDENTS

	In Training	Out of Training	Total	Total Out of Training in NM
MD Recipients	206	1,284	1,490	294 (23%)
Former Residents		3,630	3,630	738 (20%)
Individuals with Combined Status [§] (MD Recipients and Residents)	103	750	853	375 (50%)
Total	309	5,664	5,973	1,407 (25%)

- ▶ 669 MD recipients of the UNM School of Medicine (UNM SOM) have completed their residency training, are licensed to practice in New Mexico, and have a New Mexico address. This represents 33% of the total number of living MD recipients and Individuals with Combined Status (N=2,034) (Table 5).
- ▶ 1,407 physicians who received their MD and/or completed their residencies at the UNM School of Medicine are licensed to practice in New Mexico. This represents 25% of the School's total number of MD recipients and former residents (N=5,664) (Table 1).
- ▶ MD recipients who are also former UNM SOM residents are twice as likely to remain in New Mexico (50%) as MD recipients who train elsewhere (23%) or former UNM SOM residents who graduated from another institution (20%) (Table 1).
- ▶ Of the 4,070 physicians licensed to practice and in New Mexico**, 35% are MD recipients and/or former residents of the UNM School of Medicine (Table 2).
- ▶ MD recipients and former residents of the UNM School of Medicine are located in 29 of New Mexico's 33 counties (Table 2).
- ▶ Of the 1,407 MD recipients and former residents licensed to practice in New Mexico (Table 2), 685 (or 49%) are in primary care specialties (Table 3).
- ▶ 722 MD recipients and former residents licensed to practice and in New Mexico are trained in specialties other than primary care. Three hundred thirteen of them are represented in four specialties, anesthesiology, general surgery, emergency medicine and psychiatry, and are practicing in 21 of New Mexico's 33 counties (Table 4).

[†] MD Recipients – individuals who received MD degree from the UNM School of Medicine

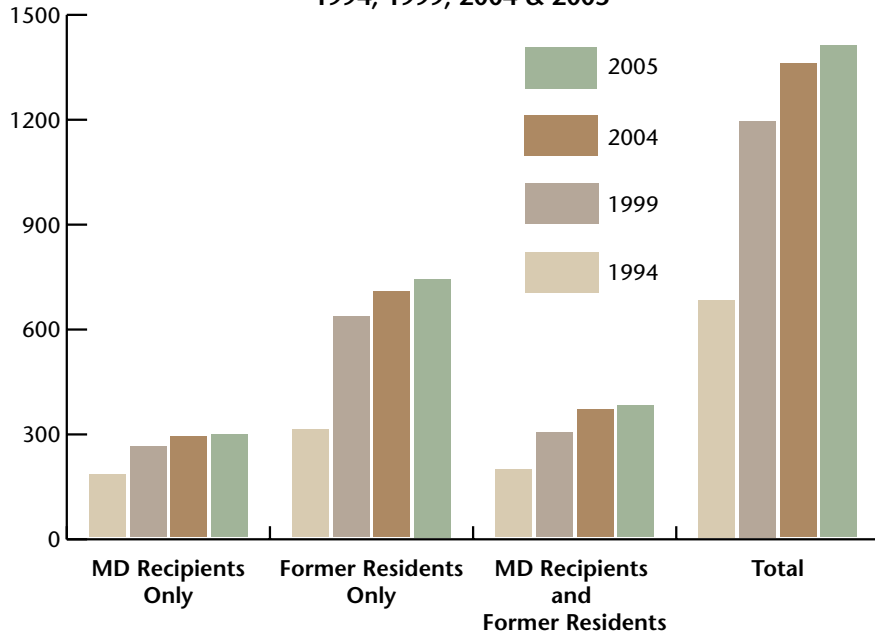
[‡] Former Residents – individuals who participated in or completed residency training or fellowship at UNM SOM

[§] Combined Status – individuals who received MD degree and participated in or completed residency training or fellowship in the UNM School of Medicine

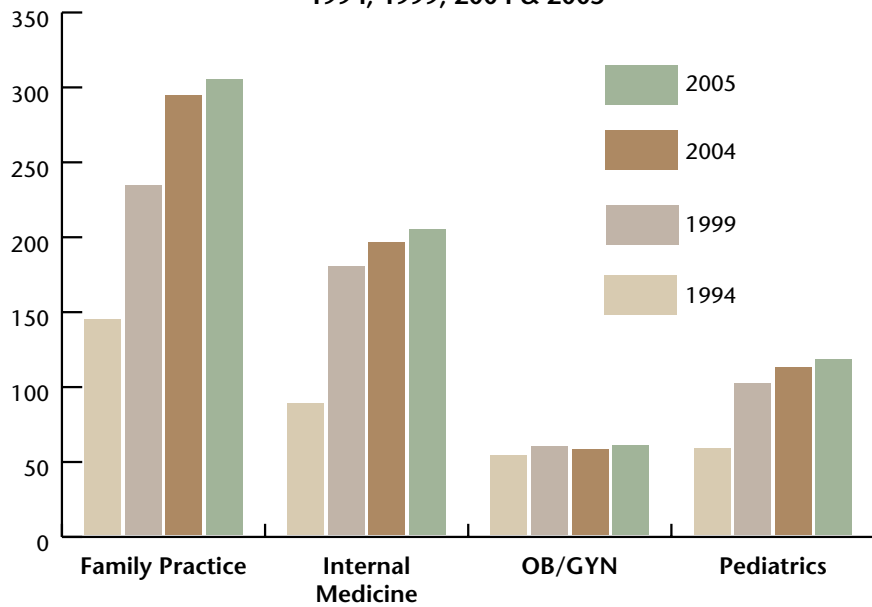
^{*} Known information as of 2005. Please see Approaches and Methods Appendix for more detailed information.

^{**} New Mexico Board of Medical Examiners' 2006 *Official List*

**Figure 1: UNM School of Medicine
MD Recipients/Former Residents with New Mexico
License and Address
1994, 1999, 2004 & 2005**



**Figure 2: UNM School of Medicine
MD Recipients/Former Residents with NM License and Address
in Primary Care Specialties
1994, 1999, 2004 & 2005**



UNM SCHOOL OF MEDICINE

**TABLE 2: MD RECIPIENTS/FORMER RESIDENTS
WITH NM LICENSE AND ADDRESS**

Effective 2005

COUNTY	MD ONLY	RESIDENTS ONLY	MD AND RESIDENTS	TOTAL	ALL MD PHYSICIANS IN NEW MEXICO*
Bernalillo	136	524	245	905	2,189
Catron	0	0	0	0	2
Chaves	8	9	10	27	117
Cibola	2	1	2	5	21
Colfax	2	4	1	7	20
Curry	4	2	4	10	53
De Baca	0	0	0	0	1
Doña Ana	23	27	17	67	269
Eddy	5	3	3	11	64
Grant	7	6	5	18	61
Guadalupe	0	0	1	1	3
Harding	0	0	0	0	0
Hidalgo	0	1	0	1**	0
Lea	1	2	0	3	46
Lincoln	6	0	1	7	28
Los Alamos	3	4	8	15	59
Luna	0	1	0	1	22
McKinley	5	21	2	28	114
Mora	0	0	0	0	0
Otero	8	5	0	13	56
Quay	0	2	0	2	8
Rio Arriba	4	4	5	13	41
Roosevelt	1	1	2	4	17
Sandoval	16	22	14	52	113
San Juan	18	10	13	41	150
San Miguel	4	6	4	14	54
Santa Fe	29	62	29	120	438
Sierra	0	2	0	2	10
Socorro	2	2	1	5	15
Taos	2	10	3	15	70
Torrance	1	3***	0	4	1
Union	0	0	1	1	3
Valencia	7	4	4	15	25
Totals	294	738	375	1,407	4,070

*Number of physicians by county obtained from the 2006 Official List of the State of New Mexico Board of Medical Examiners

Physician practices in Lordsburg, Hidalgo County *Two Physicians are D.O.s and one practices in Torrance while living in Albuquerque.

UNM SCHOOL OF MEDICINE

**TABLE 3: MD RECIPIENTS/FORMER RESIDENTS
WITH NEW MEXICO LICENSE AND ADDRESS IN PRIMARY CARE SPECIALTIES**

Effective 2005

COUNTY	FAMILY PRACTICE*/**	INTERNAL MEDICINE**	OBSTETRICS/ GYNECOLOGY	PEDIATRICS	TOTAL
Bernalillo	140	141	37	76	394
Catron	0	0	0	0	0
Chaves	7	2	0	4	13
Cibola	2	1	0	0	3
Colfax	5	1	0	0	6
Curry	0	2	0	0	2
De Baca	0	0	0	0	0
Doña Ana	17	8	4	7	36
Eddy	4	1	0	1	6
Grant	6	2	2	1	11
Guadalupe	1	0	0	0	1
Harding	0	0	0	0	0
Hidalgo	1	0	0	0	1
Lea	0	1	0	1	2
Lincoln	4	1	1	0	6
Los Alamos	5	1	3	0	9
Luna	0	0	0	0	0
McKinley	7	2	4	2	15
Mora	0	0	0	0	0
Otero	3	2	0	1	6
Quay	1	0	0	1	2
Rio Arriba	6	2	0	0	8
Roosevelt	3	1	0	0	4
Sandoval	17	9	0	9	35
San Juan	8	5	1	5	19
San Miguel	6	4	0	2	12
Santa Fe	40	11	8	4	63
Sierra	1	0	0	0	1
Socorro	2	0	0	1	3
Taos	7	4	0	0	11
Torrance	2	1	0	0	3
Union	0	0	0	0	0
Valencia	8	2	0	2	12
Totals	304	204	60	117	685

*Includes physicians with General Practice specialty **Includes physicians with Geriatrics specialty

**TABLE 4: MD RECIPIENTS/FORMER RESIDENTS
WITH NEW MEXICO LICENSE AND ADDRESS IN SELECTED SUBSPECIALTIES**

Effective 2005

COUNTY	ANESTHESIOLOGY*	GENERAL SURGERY	EMERGENCY MEDICINE	PSYCHIATRY**	TOTAL
Bernalillo	37	25	58	84	204
Catron	0	0	0	0	0
Chaves	0	2	1	1	4
Cibola	0	2	0	0	2
Colfax	0	0	0	0	0
Curry	0	4	2	0	6
De Baca	0	0	0	0	0
Doña Ana	7	1	2	3	13
Eddy	0	2	3	0	5
Grant	0	1	1	1	3
Guadalupe	0	0	0	0	0
Harding	0	0	0	0	0
Hidalgo	0	0	0	0	0
Lea	0	0	1	0	1
Lincoln	0	0	0	0	0
Los Alamos	2	0	0	1	3
Luna	0	0	0	0	0
McKinley	2	0	3	0	5
Mora	0	0	0	0	0
Otero	1	3	1	1	6
Quay	0	0	0	0	0
Rio Arriba	0	0	3	1	4
Roosevelt	0	0	0	0	0
Sandoval	1	1	1	5	8
San Juan	0	5	2	4	11
San Miguel	0	0	0	2	2
Santa Fe	4	4	6	13	27
Sierra	0	0	0	1	1
Socorro	0	0	2	0	2
Taos	0	0	2	0	2
Torrance	0	0	0	0	0
Union	0	1	0	0	1
Valencia	1	0	1	1	3
Totals	55	51	89	118	313

*Includes the subspecialty Pain Management

**Includes the subspecialty Child and Adolescent Psychiatry

UNM SCHOOL OF MEDICINE

TABLE 5: MD RECIPIENTS STATUS BY CLASS YEAR

Effective 2005

CLASS YEAR	NUMBER OF GRADS	NM LICENSE AND ADDRESS	NO NM LICENSE OR NM ADDRESS*	IN TRAINING		DECEASED
				NEW MEXICO	NOT IN NEW MEXICO	
1968	19	5	12	0	0	2
1969	15	2	13	0	0	0
1970	21	1	16	0	0	4
1971	26	6	19	0	0	1
1972	41	7	32	0	0	2
1973	40	6	29	0	0	5
1974	52	10	41	0	0	1
1975	57	18	39	0	0	0
1976	65	21	43	0	0	1
1977	68	20	46	0	0	2
1978	73	25	43	0	0	5
1979	73	17	56	0	0	0
1980	71	22	43	0	0	6
1981	76	30	43	0	0	3
1982	70	18	50	0	0	2
1983	70	25	43	0	0	2
1984	78	21	52	0	0	5
1985	66	18	47	0	0	1
1986	74	31	40	0	0	3
1987	73	21	51	0	0	1
1988	70	30	39	0	0	1
1989	76	24	49	0	0	3
1990	69	22	47	0	0	0
1991	67	18	48	0	0	1
1992	63	21	39	0	2	1
1993	69	30	39	0	0	0
1994	74	29	45	0	0	0
1995	73	22	51	0	0	0
1996	74	32	41	0	1	0
1997	70	18	51	1	0	0
1998	73	27	40	1	5	0
1999	66	20	40	0	6	0
2000	78	23	41	5	9	0
2001	68	19	31	4	14	0
2002	67	10	5	8	44	0
2003	71	0	0	27	44	0
2004	71	0	1	33	37	0
2005	68	0	0	24	44	0
Totals	2,395	669	1,365	103	206	52

*No known NM license and/or no known NM address

FIGURE 3: MD RECIPIENTS/FORMER RESIDENTS WITH NEW MEXICO LICENSE AND ADDRESS

Effective 2005

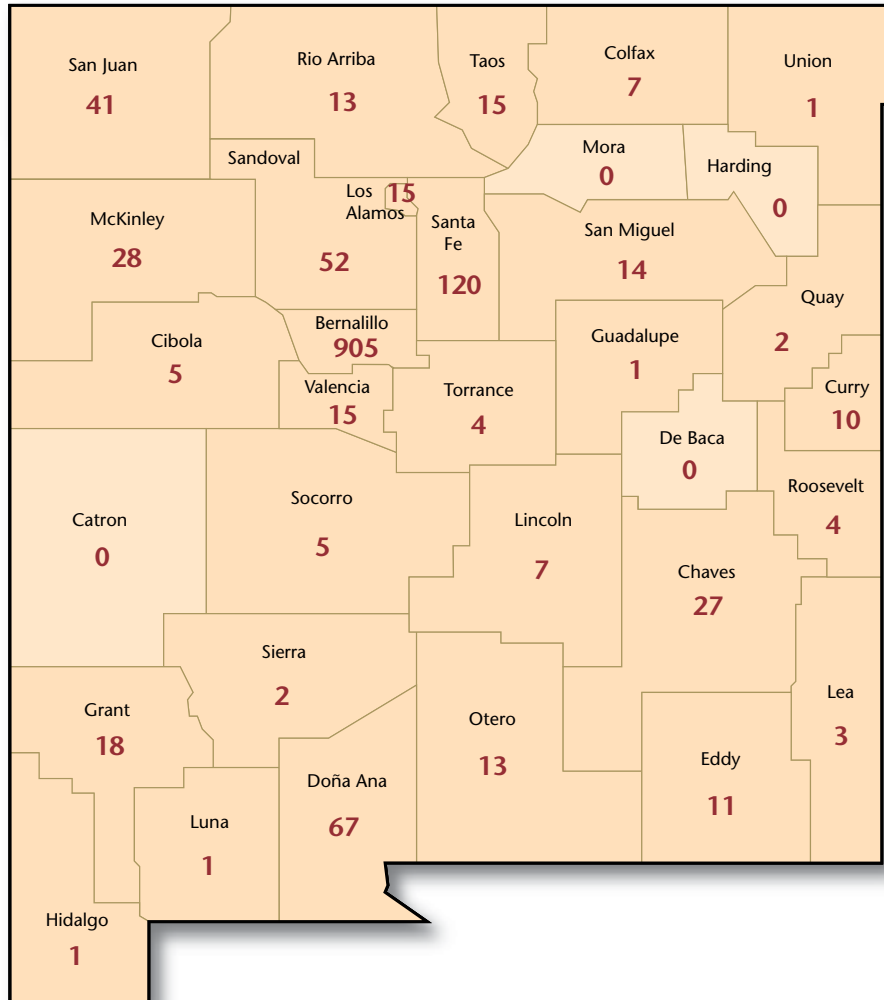
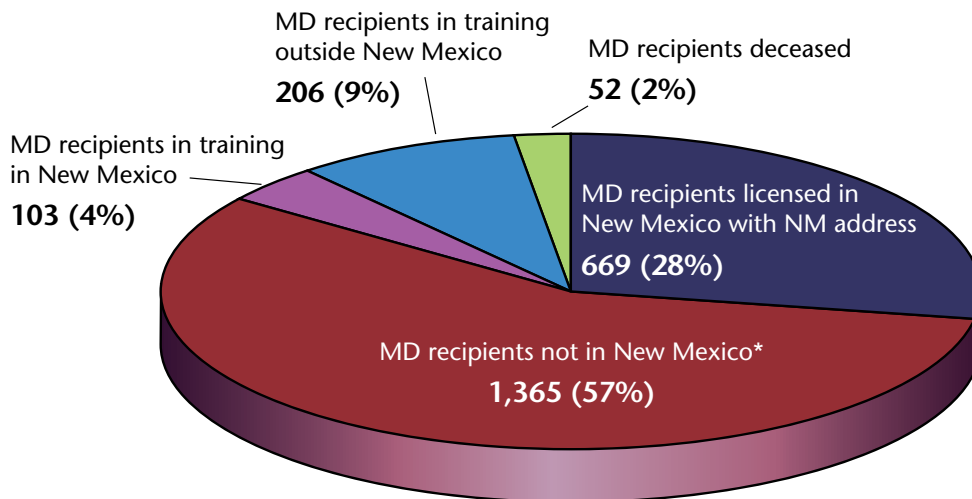


FIGURE 4: DISTRIBUTION OF MD RECIPIENTS
Effective 2005



* No known NM License and/or no known NM Address

LOCATION REPORT 2006: THE APPROACH AND METHODS

Our interest in this report is to provide the best available evidence about UNM School of Medicine MD recipients and former residents who were in New Mexico in 2005. It is important to note that any recent moves or change in location by these individuals may not be reflected in our data.

A number of sources were used in the compilation of this report. The lists of University of New Mexico School of Medicine MD recipients (1968-2005) and former residents (1955 to 2005) were obtained from two sources: the University of New Mexico School of Medicine's Office of Student Affairs and Office of Graduate Medical Education (GME), respectively.

Several additional sources were used to confirm both names and New Mexico address/location. These included the New Mexico Board of Medical Examiners' 2006 *Official List*, the on-line Database of Osteopathic Physicians and a dataset of over 1,500 UNM School of Medicine graduates maintained by the Office of Program Evaluation, Education and Research at UNM School of Medicine.

We confirmed the specialty and location of 1,372 physicians in New Mexico by telephone, email, or mail between November 2005 and May 2006. We were unable to reach 35 of 1,407 physicians included in our total. The basis for including individuals in the confirmation effort for this report was threefold:

- 1) individual was included in Location Report, 2005 or
- 2) individual was included in the on-line database of Osteopathic Physicians, or
- 3) State of New Mexico Board of Medical Examiners' 2006 *Official List* included:

information about physicians returning to New Mexico, or

information about physicians who completed residency training in the past year, were licensed to practice and were practicing in New Mexico.

We developed several strategies to obtain information about the current location for those individuals included

in the *Location Report, 2006*. We contacted the Medical Staffing Offices at major hospital throughout the state. We received assistance from UNM School of Medicine residency coordinators in locating former residents/fellows. We used the American Medical Association Online Doctor Finder to obtain addresses for the other individuals in our database with no current telephone number.

A list of UNM School of Medicine MD recipients and former residents who were believed to be deceased was confirmed through the Social Security Death Index. For those individuals whose whereabouts remain unknown or unconfirmed, further investigation will follow.

In addition to self-report, the New Mexico Board of Medical Examiners' 2006 *Official List* and the on-line Database of Osteopathic Physicians became the gold standards for inclusion in this report. These sources which are based on self-reported license applications, provided information about the current license status and address of both UNM School of Medicine MD recipients and former residents. These data sources do not always distinguish between home and work address. A few individuals in these rosters may work and live in different counties. However, they are reported only once in our data. Individuals who live in New Mexico but are not licensed are reported in our data in the column "Not in New Mexico" which represents those with no known NM license and/or no known NM address.

Physicians who work for the federal government are not required to be licensed by the New Mexico Board of Medical Examiners (example could be an Indian Health Service physician). To the degree we are able, we confirm physicians in this category.

There are 22 osteopathic physicians who are included in Table 2 in the Resident Only column and in the Total Column. Ten of the 22 are in Family Medicine, and eight of the 22 are located in rural and frontier counties. They are not included in the All MD Physicians in New Mexico column (Table 2) because they are osteopathic physicians.

If you have questions about this report, please contact:

Summers Kalishman, PhD, Director

Office of Program Evaluation, Education and Research

MSC08 4550 • 1 University of New Mexico

Albuquerque, New Mexico 87131-0001 • Phone: 505-272-8069

Design/layout: Paul Akmajian, Center for Community Partnerships



THE UNIVERSITY OF NEW MEXICO HEALTH SCIENCES CENTER

**SCHOOL OF
MEDICINE**

Office of the Dean
MSC 08 4720
1 University of New Mexico
Albuquerque, NM 87131-0001

Location Report on the web at: <http://hsc.unm.edu/som/Locations/>