



THE UNIVERSITY OF NEW MEXICO ♦ HEALTH SCIENCES CENTER  
**SCHOOL OF MEDICINE**

## LOCATION REPORT, 2002



University of New Mexico School of Medicine  
**MD Recipients and Former Residents**

## Facts about MD Recipients<sup>†</sup> and Former Residents<sup>‡</sup> of the UNM School of Medicine<sup>\*</sup>

**TABLE 1: TOTAL NUMBER OF UNM SOM MD RECIPIENTS AND FORMER RESIDENTS**

	In Training	Out of Training	Total	Total Out of Training in NM
MD Recipients	171	1,185	1,356	272 (23%)
Former Residents		3,110	3,110	625 (20%)
Individuals with Combined Status <sup>§</sup> (MD Recipients and Residents)	108	654	762	322 (49%)
<b>Total</b>	<b>279</b>	<b>4,949</b>	<b>5,228</b>	<b>1,219 (25%)</b>

- 594 MD recipients of the UNM School of Medicine (UNM SOM) have completed their residency training, are licensed to practice in New Mexico, and have a New Mexico address; from these facts, one can conclude that these 594 graduates are practicing in New Mexico. This represents 33% of the total number of living MD recipients and Individuals with Combined Status (N=1,798). (Table 5).
- 1,219 physicians who received their MD and/or completed their residencies at the UNM School of Medicine are licensed to practice in New Mexico. This represents 25% of the School's total number of MD recipients and former residents (N=4,949). (Table 1).
- Over the past 7 years, the number of UNM-trained physicians practicing in New Mexico has grown from 819 to 1,219, a 49% increase. (Figure 1).
- Of the 3,704 physicians licensed to practice and in New Mexico\*\*, 33% are MD recipients and/or former residents of the UNM School of Medicine. (Table 2).
- MD recipients and former residents of the UNM School of Medicine are located in 30 of New Mexico's 33 counties. (Table 2).
- Of the 1,219 MD recipients and former residents licensed to practice in New Mexico, 588 (or 48%) are in primary care specialties. (Table 3).
- 631 MD recipients and former residents licensed to practice and in New Mexico are trained in specialties other than primary care. Two hundred sixty-one of them are represented in four specialties — anesthesiology, general surgery, emergency medicine and psychiatry — and are practicing in 19 of New Mexico's 33 counties. (Table 4).

† MD Recipients – individuals who received MD degree from the UNM School of Medicine

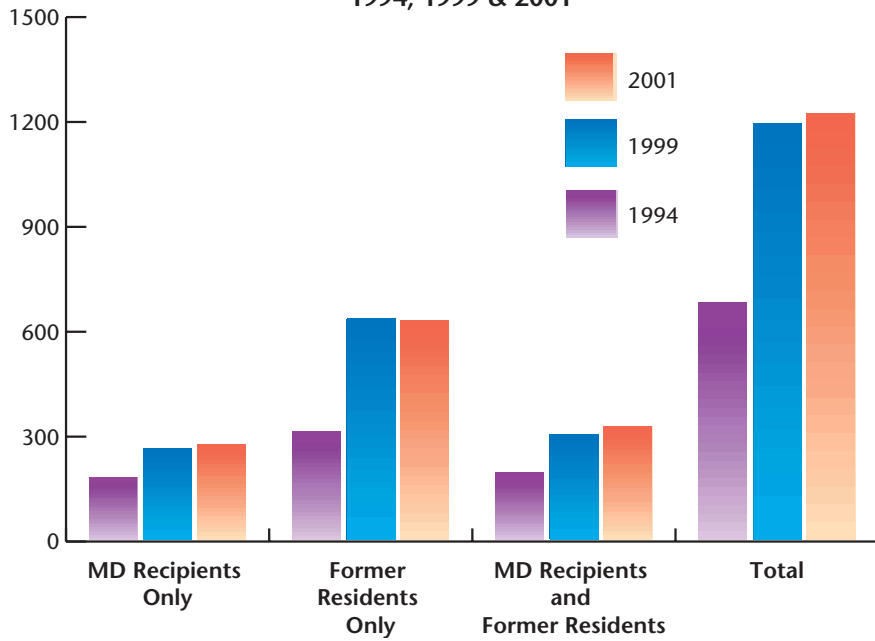
‡ Former Residents – individuals who participated in or completed residency training or fellowship at UNM SOM

§ Combined Status – individuals who received MD degree and participated in or completed residency training or fellowship in the UNM School of Medicine

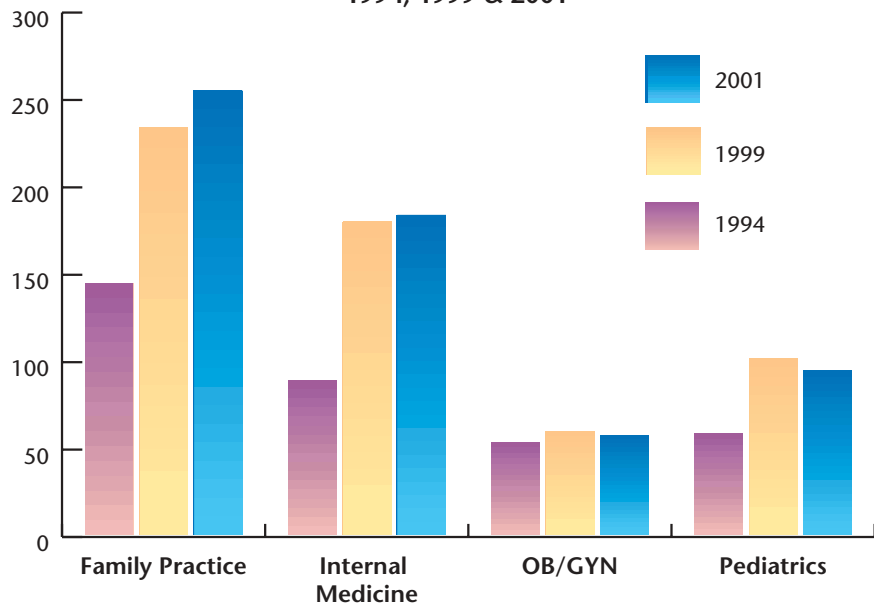
\* Known information as of 2001. Please see Approaches and Methods Appendix for more detailed information.

\*\* New Mexico Board of Medical Examiners' 2002 Official List

**Figure 1: UNM School of Medicine  
MD Recipients/Former Residents with New Mexico  
License and Address  
1994, 1999 & 2001**



**Figure 2: UNM School of Medicine  
MD Recipients/Former Residents with NM License and Address  
in Primary Care Specialties  
1994, 1999 & 2001**



**UNM SCHOOL OF MEDICINE**

**TABLE 2: MD RECIPIENTS/FORMER RESIDENTS  
WITH NM LICENSE AND ADDRESS**

Effective 2001

COUNTY	MD ONLY	RESIDENTS ONLY	MD AND RESIDENTS	TOTAL	ALL MD PHYSICIANS IN NEW MEXICO*
Bernalillo	129	441	205	775	2018
Catron	0	0	0	0	3
Chaves	7	7	10	24	95
Cibola	3	3	3	9	20
Colfax	2	5	3	10	21
Curry	4	3	4	11	43
De Baca	0	0	1	1	1
Doña Ana	22	28	18	68	257
Eddy	5	4	3	12	52
Grant	7	6	3	16	61
Guadalupe	0	0	1	1	2
Harding	0	0	0	0	0
Hidalgo	1	0	0	1	1
Lea	1	2	0	3	49
Lincoln	6	0	0	6	27
Los Alamos	6	8	6	20	56
Luna	0	2	1	3	20
McKinley	5	14	2	21	88
Mora	0	0	0	0	0
Otero	9	4	0	13	58
Quay	0	2	0	2	4
Rio Arriba	5	4	7	16	44
Roosevelt	1	2	0	3	15
Sandoval	10	18	7	35	78
San Juan	18	11	13	42	135
San Miguel	4	6	3	13	53
Santa Fe	18	40	24	82	388
Sierra	0	1	0	1	14
Socorro	1	0	1	2	13
Taos	1	8	3	12	55
Torrance	1	1**	1	3	2
Union	0	0	1	1	4
Valencia	6	5	2	13	27
<b>Totals</b>	<b>272</b>	<b>625</b>	<b>322</b>	<b>1219</b>	<b>3704</b>

\*Number of physicians by county obtained from the 2002 Official List of the State of New Mexico Board of Medical Examiners.

\*\*Physician in "Residents Only" column in Torrance County is a D.O.

UNM SCHOOL OF MEDICINE

**TABLE 3: MD RECIPIENTS/FORMER RESIDENTS  
WITH NEW MEXICO LICENSE AND ADDRESS  
IN PRIMARY CARE SPECIALTIES**

Effective 2001

COUNTY	FAMILY PRACTICE*	INTERNAL MEDICINE	OBSTETRICS/ GYNECOLOGY	PEDIATRICS	TOTAL
Bernalillo	116	132	32	59	339
Catron	0	0	0	0	0
Chaves	2	1	0	5	8
Cibola	5	1	0	0	6
Colfax	7	2	0	0	9
Curry	1	2	0	0	3
De Baca	1	0	0	0	1
Doña Ana	16	9	4	7	36
Eddy	5	1	0	0	6
Grant	4	1	1	0	6
Guadalupe	1	0	0	0	1
Harding	0	0	0	0	0
Hidalgo	1	0	0	0	1
Lea	0	1	1	0	2
Lincoln	3	1	1	0	5
Los Alamos	5	0	5	1	11
Luna	1	0	0	0	1
McKinley	4	4	2	2	12
Mora	0	0	0	0	0
Otero	3	2	0	1	6
Quay	1	0	0	1	2
Rio Arriba	8	1	1	0	10
Roosevelt	3	0	0	0	3
Sandoval	12	6	1	8	27
San Juan	12	6	1	3	22
San Miguel	4	3	0	1	8
Santa Fe	23	5	8	3	39
Sierra	0	0	0	0	0
Socorro	1	0	0	1	2
Taos	5	3	0	1	9
Torrance	3	0	0	0	3
Union	0	0	0	0	0
Valencia	7	2	0	1	10
<b>Totals</b>	<b>254</b>	<b>183</b>	<b>57</b>	<b>94</b>	<b>588</b>

\* Includes physicians with General Practice specialty.

**TABLE 4: MD RECIPIENTS/FORMER RESIDENTS  
WITH NEW MEXICO LICENSE AND ADDRESS  
IN SELECTED SUBSPECIALTIES**

Effective 2001

COUNTY	ANESTHESIOLOGY†	GENERAL SURGERY	EMERGENCY MEDICINE	PSYCHIATRY‡	TOTAL
Bernalillo	26	18	48	73	165
Catron	0	0	0	0	0
Chaves	0	2	2	0	4
Cibola	0	2	1	0	3
Colfax	0	0	0	0	0
Curry	0	4	0	0	4
De Baca	0	0	0	0	0
Doña Ana	6	3	2	4	15
Eddy	0	2	2	0	4
Grant	0	2	1	0	3
Guadalupe	0	0	0	0	0
Harding	0	0	0	0	0
Hidalgo	0	0	0	0	0
Lea	0	0	0	0	0
Lincoln	0	0	0	0	0
Los Alamos	2	0	1	2	5
Luna	0	0	0	0	0
McKinley	0	0	5	0	5
Mora	0	0	0	0	0
Otero	1	4	0	1	6
Quay	0	0	0	0	0
Rio Arriba	0	1	4	0	5
Roosevelt	0	0	0	0	0
Sandoval	1	0	1	0	2
San Juan	1	4	3	2	10
San Miguel	0	2	1	2	5
Santa Fe	3	4	3	10	20
Sierra	0	0	0	1	1
Socorro	0	0	0	0	0
Taos	0	0	1	0	1
Torrance	0	0	0	0	0
Union	0	1	0	0	1
Valencia	1	0	0	1	2
<b>Totals</b>	<b>41</b>	<b>49</b>	<b>75</b>	<b>96</b>	<b>261</b>

† Includes the subspecialty Pain Management

‡ Includes the subspecialty Child and Adolescent Psychiatry

UNM SCHOOL OF MEDICINE

TABLE 5: MD RECIPIENTS STATUS BY CLASS YEAR

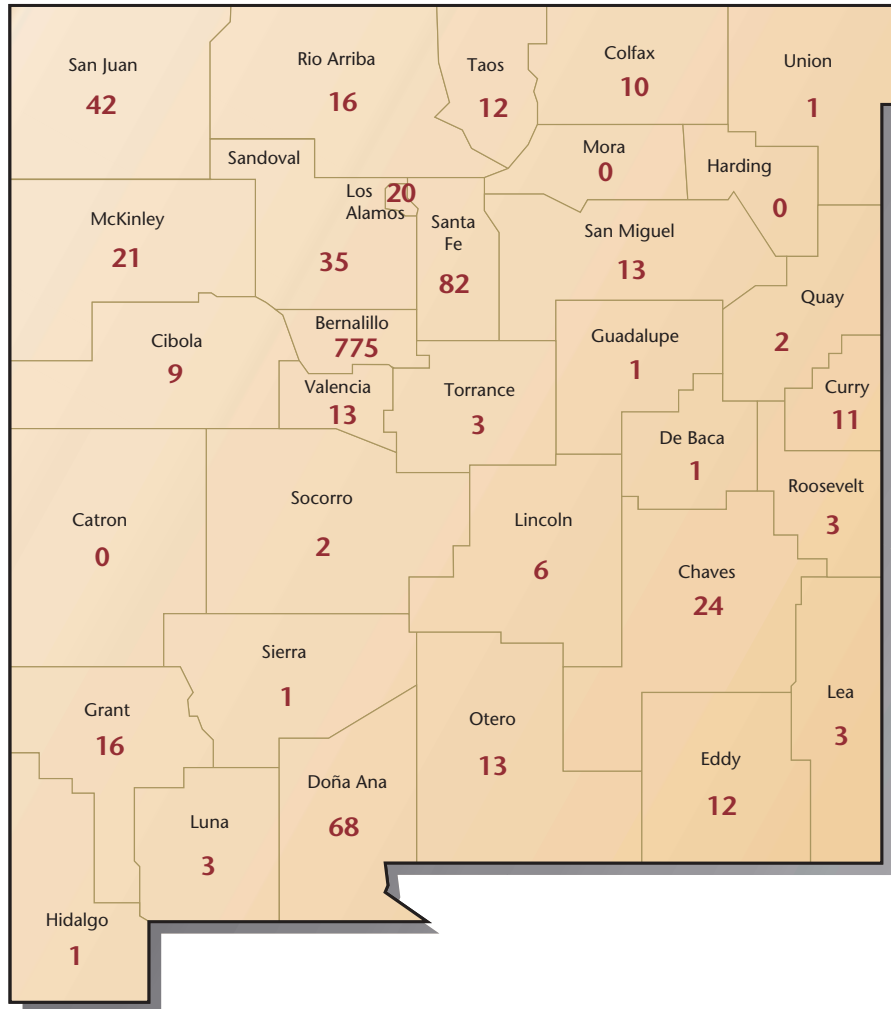
Effective 2001

CLASS YEAR	NUMBER OF GRADS	OUT OF TRAINING		IN TRAINING		DECEASED
		NM LICENSE AND ADDRESS	NOT IN NEW MEXICO*	NEW MEXICO	NOT IN NEW MEXICO	
1968	19	5	12	0	0	2
1969	15	2	13	0	0	0
1970	21	2	16	0	0	3
1971	26	7	18	0	0	1
1972	41	10	29	0	0	2
1973	40	7	30	0	0	3
1974	52	10	41	0	0	1
1975	57	17	40	0	0	0
1976	65	19	45	0	0	1
1977	68	24	43	0	0	1
1978	73	28	40	0	0	5
1979	73	18	55	0	0	0
1980	71	24	42	0	0	5
1981	76	30	45	0	0	1
1982	70	17	51	0	0	2
1983	70	27	42	0	0	1
1984	78	24	51	0	0	3
1985	66	20	45	0	0	1
1986	74	29	42	0	0	3
1987	73	23	49	0	0	1
1988	70	28	41	0	0	1
1989	76	21	52	0	0	3
1990	69	22	47	0	0	0
1991	67	20	47	0	0	0
1992	63	20	42	0	0	1
1993	69	29	40	0	0	0
1994	74	31	43	0	0	0
1995	73	26	46	1	0	0
1996	74	29	42	3	0	0
1997	70	15	49	6	0	0
1998	73	10	6	16	41	0
1999	66	0	0	27	39	0
2000	78	0	0	21	57	0
2001	68	0	0	26	42	0
<b>Totals</b>	<b>2,118</b>	<b>594</b>	<b>1,204</b>	<b>100</b>	<b>179</b>	<b>41</b>

\*No known NM license and/or no known NM address.

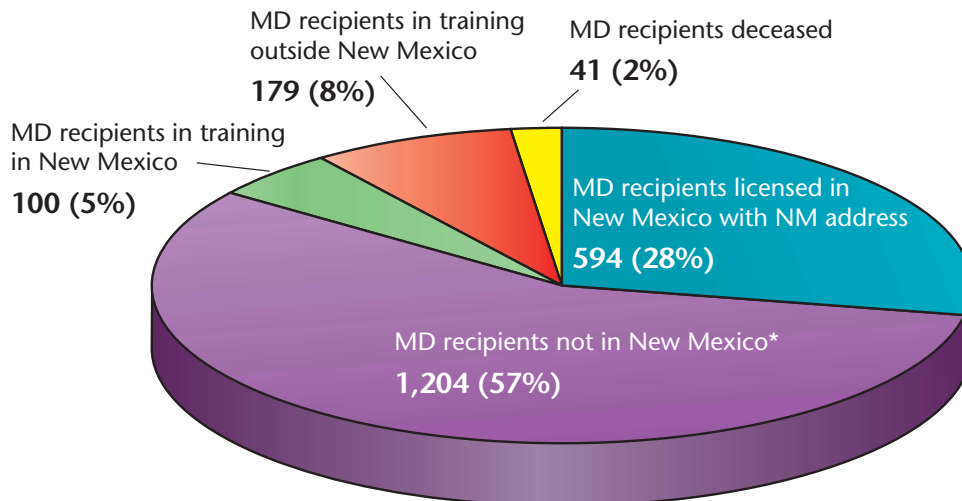
**FIGURE 3: MD RECIPIENTS/FORMER RESIDENTS WITH NEW MEXICO LICENSE AND ADDRESS**

Effective 2001



**FIGURE 4: DISTRIBUTION OF MD RECIPIENTS**

Effective 2001



\* No known NM License and/or no known NM Address

## LOCATION REPORT 2002: THE APPROACH AND METHODS

Our interest in this report is to provide the best available evidence about UNM School of Medicine MD recipients and former residents who were in New Mexico in 2001. It is important to note that any recent moves or change in location by these individuals may not be reflected in our data.

A number of sources were used in the compilation of this report. The initial lists of names and social security numbers of University of New Mexico School of Medicine MD recipients (1968-2001) and former residents (1955 to 2001) were obtained from two sources: the University of New Mexico School of Medicine's Office of Student Affairs and Office of Graduate Medical Education (GME), respectively.

Several additional sources were used to confirm both names and New Mexico address/location. These included the New Mexico Board of Medical Examiners' 2002 *Official List*, the *Yearbook and Directory of Osteopathic Physicians 2000/2001* and a dataset of over 1,200 UNM School of Medicine graduates maintained by the Office of Program Evaluation, Education and Research at UNM School of Medicine.

We confirmed the specialty and location of 1,189 physicians in New Mexico by telephone or mail between October 2001 and April 2002. We were unable to reach 30 of 1,219 physicians included in our total. The basis for confirming individuals for this report was threefold:

- 1) individual was included in Location Report, 2001, or
- 2) individual was included in the *Yearbook and Directory of Osteopathic Physicians 2000/2001*, or
- 3) State of New Mexico Board of Medical Examiners' 2002 *Official List* included:
  - information about physicians returning to New Mexico, or
  - information about physicians who completed residency training in the past year, were licensed to practice and were practicing in New Mexico.

We developed several strategies to obtain more information about the current location for those individuals included in the Location Report, 2001 for whom address

and telephone numbers were no longer accurate. We sought and received assistance from ten UNM School of Medicine residency coordinators in locating approximately 40 former residents for whom we had no address or telephone number. We used the American Medical Association Online Doctor Finder to obtain addresses for the other individuals in our database with no current telephone number.

A list of UNM School of Medicine MD recipients and former residents who were believed to be deceased was confirmed through the Social Security Death Index. For those individuals whose whereabouts remain unknown or unconfirmed, further investigation will follow.

In addition to self-report, the New Mexico Board of Medical Examiners' 2002 *Official List* and the *Yearbook and Directory of Osteopathic Physicians 2000/2001* became the gold standards for inclusion in this report. These sources which are based on self-reported license applications, provided information about the current license status and address of both UNM School of Medicine MD recipients and former residents. These data sources do not always distinguish between home and work address. A few individuals in these rosters may work and live in different counties. However, they are reported only once in our data. Individuals who live in New Mexico but are not licensed are reported in our data in the column "Not in New Mexico" which represents those with no known NM license and/or no known NM address.

We are actively investigating and confirming physicians who work for the federal government who are not required to be licensed by the New Mexico Board of Medical Examiners (example could be an Indian Health Service physician). In this report we confirmed three physicians in that category. There are 15 osteopathic physicians who are included in Table 2 in the Resident Only column and in the Total Column. Eight of the 15 are in Family Medicine, and six of the 15 are located in rural and frontier counties. They are not included in the all MD physicians column in New Mexico because they are osteopathic physicians, a group not reflected in the All M.D. Physicians in New Mexico column.

### If you have questions about this report, please contact:

Summers Kalishman, PhD, Director  
Office of Program Evaluation, Education and Research  
UNM School of Medicine, BMSB B65-G  
Albuquerque, New Mexico 87131 • Phone: 505-272-8069



THE UNIVERSITY OF NEW MEXICO ♦ HEALTH SCIENCES CENTER

## SCHOOL OF MEDICINE

Office of the Dean  
Basic Medical Sciences Building, Rm. 123  
Albuquerque, NM 87131

Location Report on the web at:  
<http://hsc.unm.edu/som/LocationRpt2002.html>