

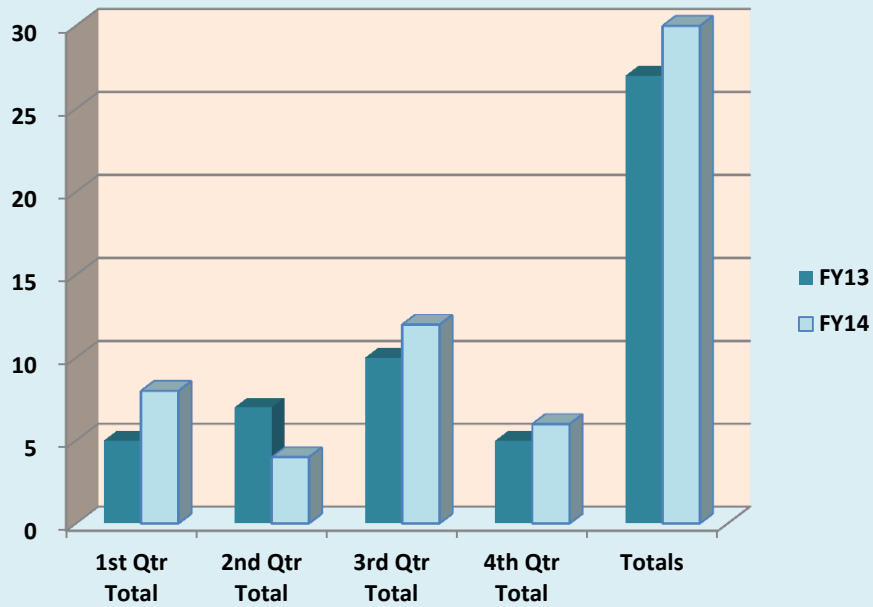
**THE UNIVERSITY OF NEW MEXICO HEALTH SCIENCES CENTER
COLLEGE OF NURSING, RESEARCH ADMINISTRATION
CONTRACT AND GRANT PROPOSAL ACTIVITY
FISCAL YEAR 2014**

	SUBMITTED						AWARDED			
	FY13	FY13	FY14	FY14			FY13	FY13	FY14	FY14
	#	Amount	#	Amount			#	Amount	#	Amount
July	1	14,000	1	5,000		July	2	314,000	2	204,755
August	2	149,141	5	521,424		August	1	50,000	4	1,223,184
September	2	75,226	2	562,568		September	2	259,091	4	920,120
1st Qtr Total	5	\$238,367	8	\$1,088,992		1st Qtr Total	5	\$623,091	10	\$2,348,059
October	1	46,008	1	47,234		October	3	544,685	0	0
November	5	99,630	2	50,000		November	5	326,620	0	0
December	1	150,000	1	17,264		December	0	0	0	0
2nd Qtr Total	7	\$295,638	4	\$114,498		2nd Qtr Total	8	\$871,305	0	\$0
January	1	75,500	3	484,952		January	0	0		
February	7	2,739,904	7	3,649,818		February	1	57,656	2	27,264
March	2	330,207	2	173,771		March	0	0	2	124,952
3rd Qtr Total	10	\$3,145,611	12	\$4,308,541		3rd Qtr Total	1	\$57,656	4	\$152,216
April	3	1,988,884	1	8,000		April	1	26,000	1	8,000
May	1	2,700	2	71,025		May	1	22,922	0	0
June	1	54,700	3	451,429		June	2	1,758,365	3	2,598,644
4th Qtr Total	5	\$2,046,284	6	\$530,454		4th Qtr Total	4	\$1,807,287	4	\$2,606,644
Totals	27	\$5,725,900	30	\$6,042,485		Totals	18	\$3,359,339	18	\$5,106,919
% Change in Count of Submissions			11%			% Change in Count of Submissions			0%	
% Change in \$'s				6%		% Change in \$'s				52%

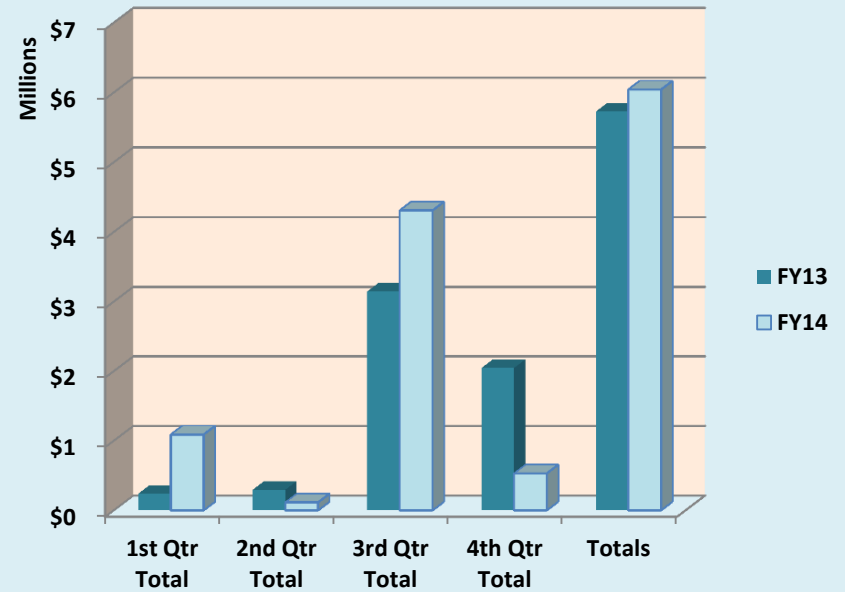
(Note, percent of change is comparing fiscal years)

(Note, percent of change is comparing fiscal years)

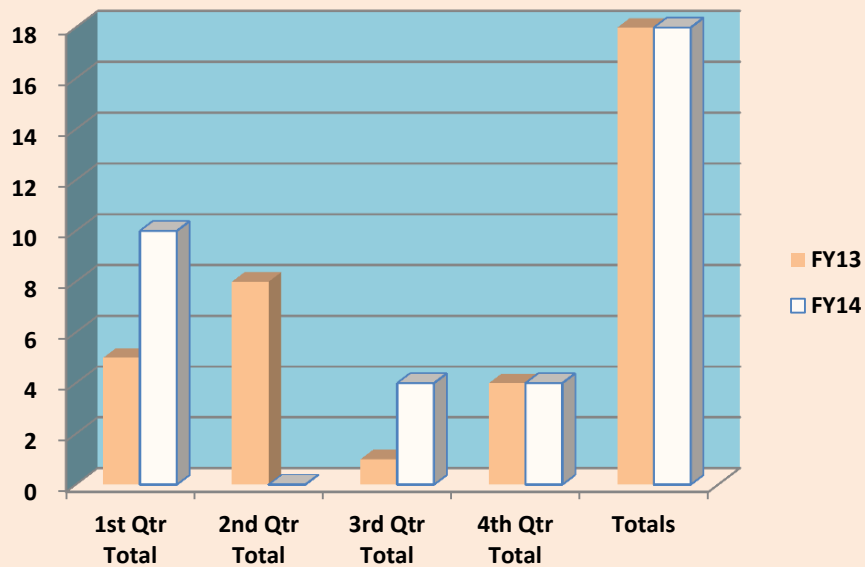
CON # of Submissions Comparison by Quarter FY13 to FY14



CON Requested \$'s Comparison by Quarter FY13 to FY14



CON # of Awards Comparison by Quarter FY13 to FY14



CON Awarded Dollar Comparison by Quarter FY13 to FY14

