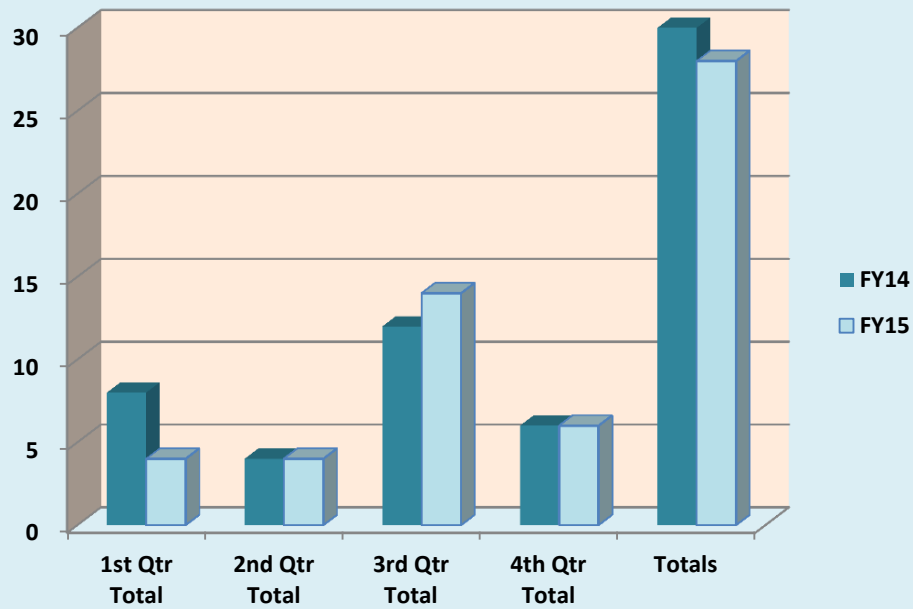


**THE UNIVERSITY OF NEW MEXICO HEALTH SCIENCES CENTER
COLLEGE OF NURSING, RESEARCH ADMINISTRATION
CONTRACT AND GRANT PROPOSAL ACTIVITY
FISCAL YEAR 2015**

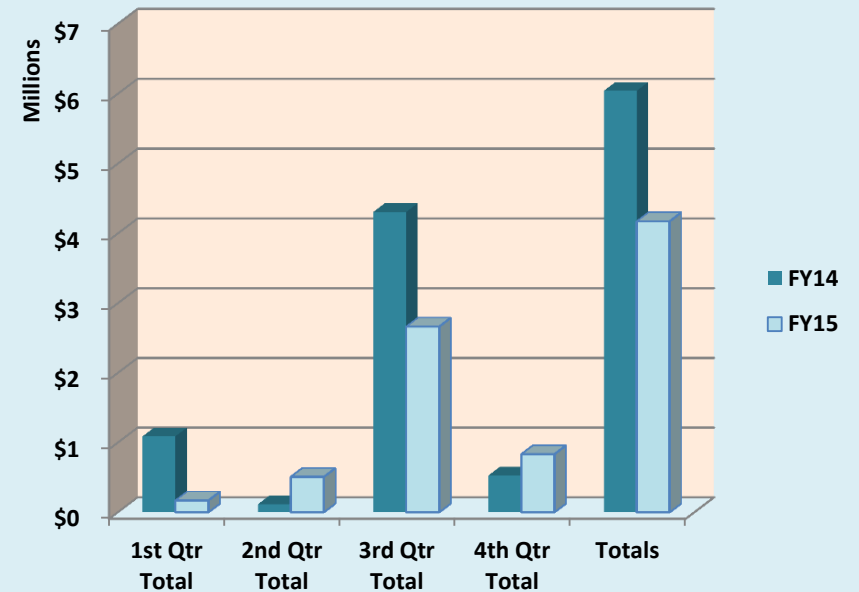
	SUBMITTED						AWARDED			
	FY14	FY14	FY15	FY15			FY14	FY14	FY15	FY15
	#	Amount	#	Amount			#	Amount	#	Amount
July	1	5,000	1	90,000		July	2	204,755	6	1,098,771
August	5	521,424	1	52,171		August	4	1,223,184	3	116,490
September	2	562,568	2	27,419		September	4	920,120	4	552,945
1st Qtr Total	8	\$1,088,992	4	\$169,590		1st Qtr Total	10	\$2,348,059	13	\$1,768,206
October	1	47,234	2	453,000		October	0	0	0	0
November	2	50,000	1	45,000		November	0	0	1	399,406
December	1	17,264	1	9,200		December	0	0	0	0
2nd Qtr Total	4	\$114,498	4	\$507,200		2nd Qtr Total	0	\$0	1	\$399,406
January	3	484,952	4	224,530		January	0	0	1	54,870
February	7	3,649,818	10	2,440,063		February	2	27,264	2	41,563
March	2	173,771				March	2	124,952	0	0
3rd Qtr Total	12	\$4,308,541	14	\$2,664,593		3rd Qtr Total	4	\$152,216	3	\$96,433
April	1	8,000	1	67,000		April	1	8,000	0	0
May	2	71,025	4	160,786		May	0	0	2	19,620
June	3	451,429	1	605,008		June	3	2,598,644	4	1,691,784
4th Qtr Total	6	\$530,454	6	\$832,794		4th Qtr Total	4	\$2,606,644	6	\$1,711,404
Totals	30	\$6,042,485	28	\$4,174,177		Totals	18	\$5,106,919	23	\$3,975,449
% Change in Count of Submissions			-7%			% Change in Count of Submissions			28%	
% Change in \$'s				-36%		% Change in \$'s				-22%

*Comparing All Quarters

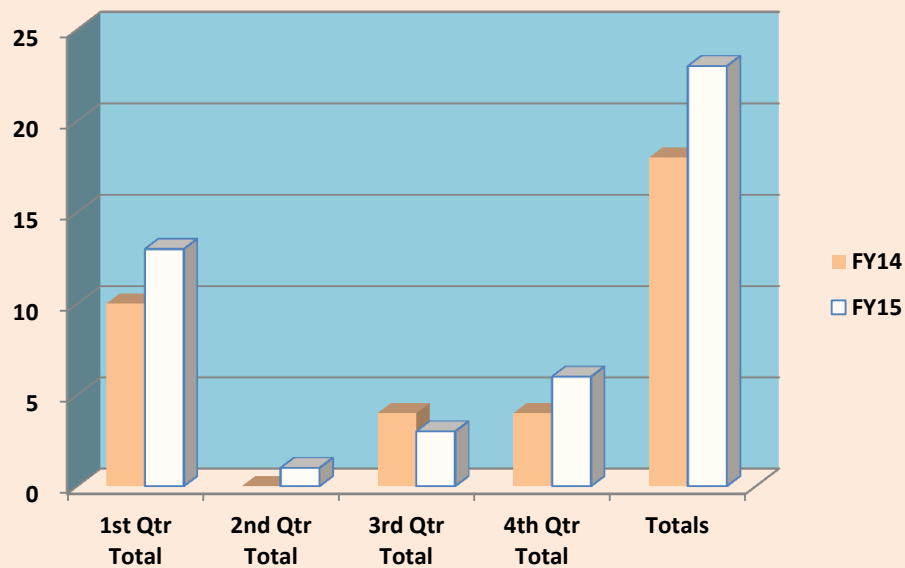
CON # of Submissions Comparison by Quarter FY14 to FY15



CON Requested \$'s Comparison by Quarter FY14 to FY15



CON # of Awards Comparison by Quarter FY14 to FY15



CON Awarded Dollar Comparison by Quarter FY14 to FY15

