

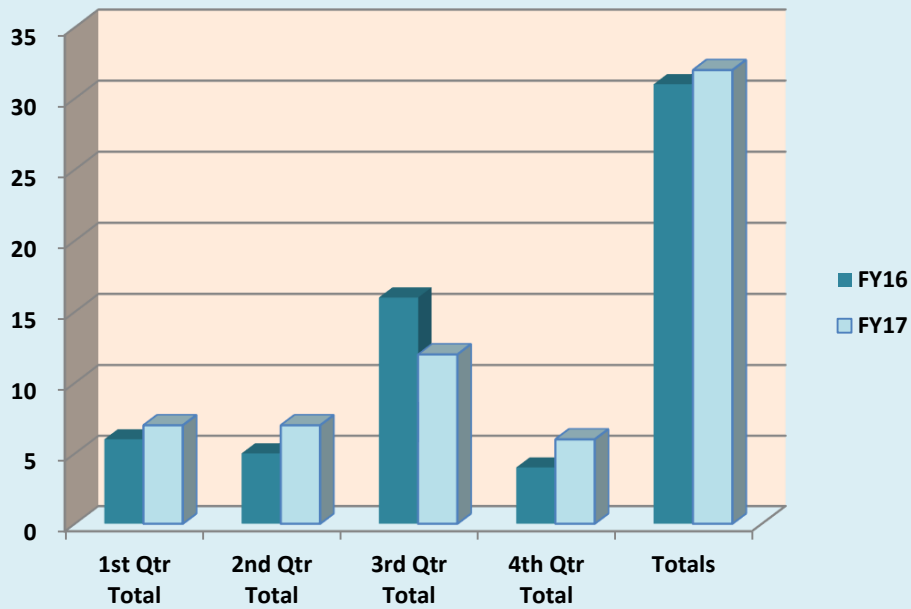
**THE UNIVERSITY OF NEW MEXICO HEALTH SCIENCES CENTER
COLLEGE OF NURSING, RESEARCH ADMINISTRATION
CONTRACT AND GRANT PROPOSAL ACTIVITY
FISCAL YEAR 2017**

	SUBMITTED					AWARDED			
	FY16	FY16	FY17	FY17		FY16	FY16	FY17	FY17
	#	Amount	#	Amount		#	Amount	#	Amount
July	0	0	0	0	July	0	0	3	252,720
August	2	115,583	6	599,801	August	1	1,350,686	1	32,076
September	4	203,386	1	192,481	September	2	113,125	3	410,189
1st Qtr Total	6	\$318,969	7	\$792,282	1st Qtr Total	3	\$1,463,811	7	\$694,985
October	1	308,188	4	2,569,503	October	2	459,184	4	698,971
November	3	676,076	1	160,458	November	1	35,000	0	0
December	1	54,862	2	61,975	December	1	54,862	1	39,204
2nd Qtr Total	5	\$1,039,126	7	\$2,791,936	2nd Qtr Total	4	\$549,046	5	\$738,175
January	11	4,334,322	5	2,741,705	January	2	75,036	2	61,975
February	2	405,036	7	1,147,372	February	2	110,738	2	91,084
March	3	167,058	0	0	March	1	10,791	1	192,481
3rd Qtr Total	16	\$4,906,416	12	\$3,889,077	3rd Qtr Total	5	\$196,565	5	\$345,540
April	3	2,028,281	1	330,000	April	0	0	0	
May	0	0	2	86,086	May	1	121,474	2	184,311
June	1	1,142,038	3	394,125	June	2	2,352,892	4	1,031,414
4th Qtr Total	4	\$3,170,319	6	\$810,211	4th Qtr Total	3	\$2,474,366	6	\$1,215,725
Totals	31	\$9,434,830	32	\$8,283,506	Totals	15	\$4,683,788	23	\$2,994,425
\$'s for ALL Proposed Years				\$'s for ALL Awarded Years					
% Change in Count of Submissions			3%		% Change in Count of Submissions			53%	
% Change in \$'s			-12%		% Change in \$'s			-36%	

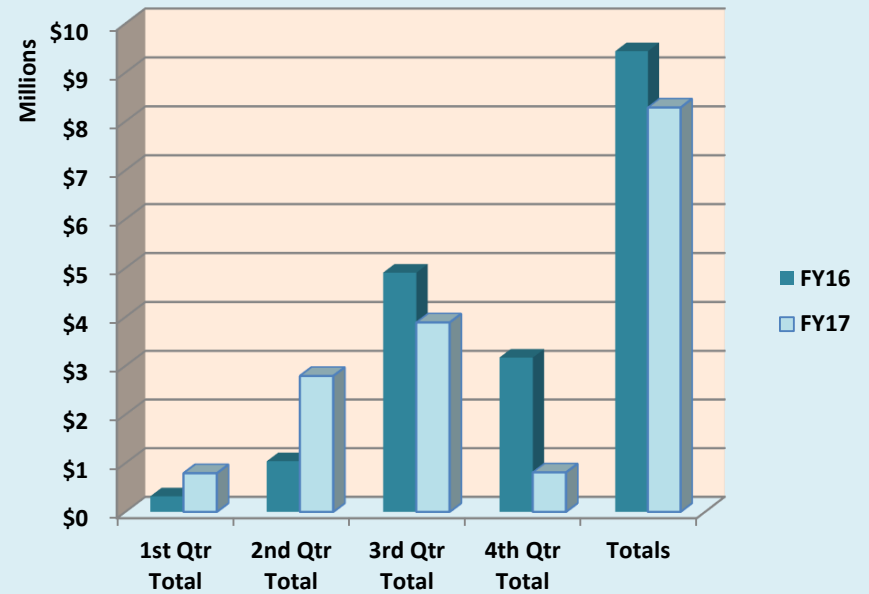
*Comparing All Quarters

*Submissions are for ALL Proposed Years of Project

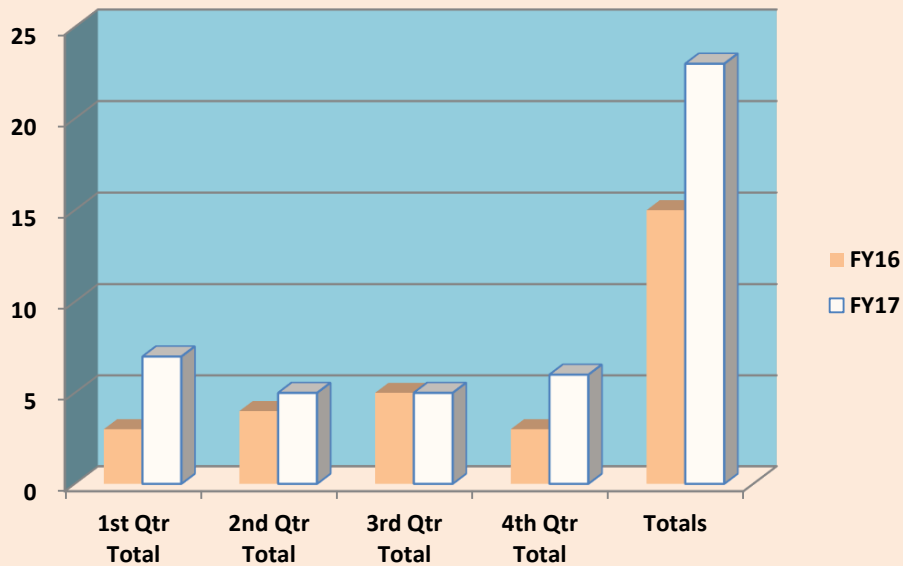
CON # of Submissions Comparison by Quarter FY16 to FY17



CON Requested \$'s Comparison by Quarter FY16 to FY17



CON # of Awards Comparison by Quarter FY16 to FY17



CON Awarded Dollar Comparison by Quarter FY16 to FY17

