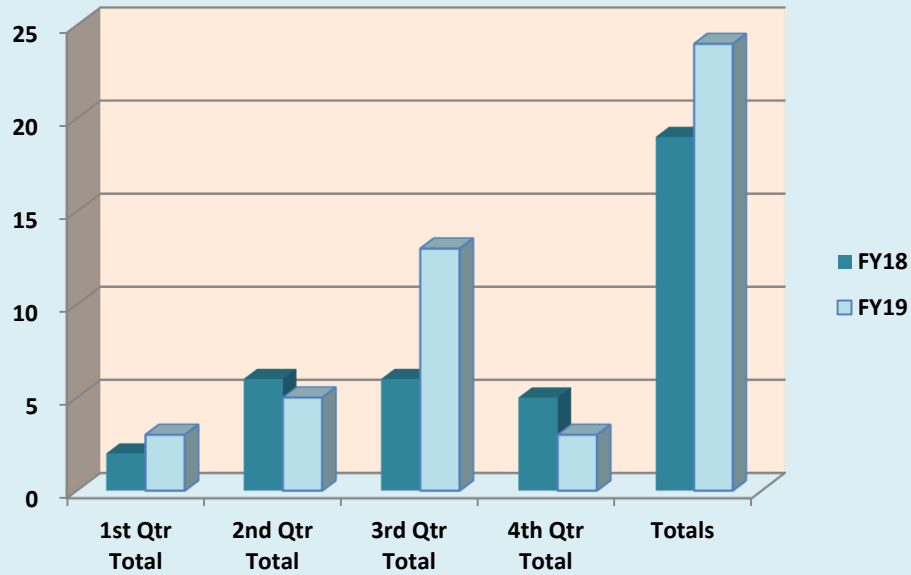


**THE UNIVERSITY OF NEW MEXICO HEALTH SCIENCES CENTER
COLLEGE OF NURSING, RESEARCH ADMINISTRATION
CONTRACT AND GRANT PROPOSAL ACTIVITY
FISCAL YEAR 2019 4TH QTR.**

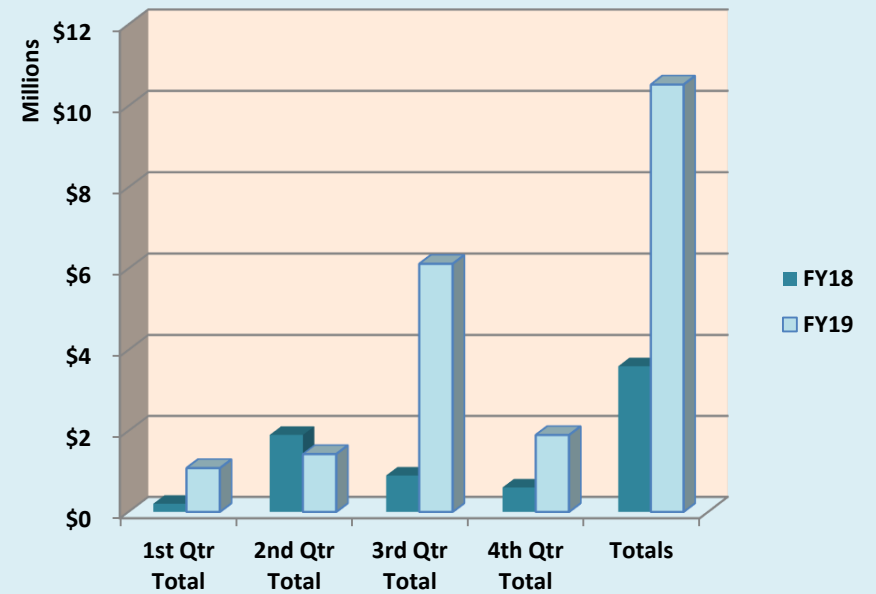
	SUBMITTED						AWARDED						
	FY18	FY18	FY19	FY19			FY18	FY18	FY19	FY19			
	#	Amount	#	Amount			#	Amount	#	Amount			
July	2	198,788	1	976,319			July	3	142,978	0	0		
August	0	0	1	5,000			August	1	337,225	2	404,341		
September	0	0	1	100,000			September	0	0	1	11,546		
1st Qtr Total	2	\$198,788	3	\$1,081,319			1st Qtr Total	4	\$480,203	3	\$415,887		
October	2	119,442	0	0			October	1	62,439	3	163,111		
November	2	158,799	3	742,168			November	3	315,357	0	0		
December	2	1,622,967	2	685,348			December	0	0	0	0		
2nd Qtr Total	6	\$1,901,208	5	\$1,427,516			2nd Qtr Total	4	\$377,796	3	\$163,111		
January	0	0	5	3,811,347			January	3	86,501	3	152,923		
February	4	882,697	6	2,224,840			February	0	0	0	0		
March	2	13,927	2	81,891			March	0	0	1	182,311		
3rd Qtr Total	6	\$896,624	13	\$6,118,078			3rd Qtr Total	3	\$86,501	4	\$335,234		
April	2	62,927	1	17,956			April	0	0	0	0		
May	2	432,638	2	1,880,054			May	0	0	1	10,000		
June	1	105,391	0	0			June	5	688,824	2	1,046,745		
4th Qtr Total	5	\$600,956	3	\$1,898,010			4th Qtr Total	5	\$688,824	3	\$1,056,745		
Totals	19	\$3,597,576	24	\$10,524,923			Totals	16	\$1,633,324	13	\$1,970,977		
\$'s for ALL Proposed Years							\$'s for ALL Awarded Years						
% Change in Count of Submissions			26%				% Change in Count of Submissions			-19%			
% Change in \$'s				193%			% Change in \$'s				21%		

*Submissions are for ALL Proposed Years of Project

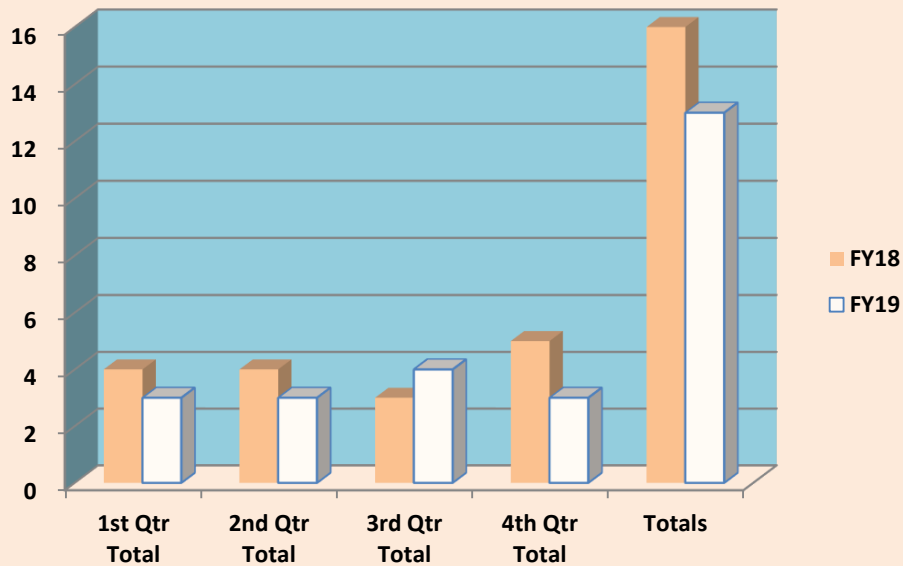
CON # of Submissions Comparison by Quarter FY18 to FY19



CON Requested \$'s Comparison by Quarter FY18 to FY19



CON # of Awards Comparison by Quarter FY18 to FY19



CON Awarded Dollar Comparison by Quarter FY18 to FY19

