

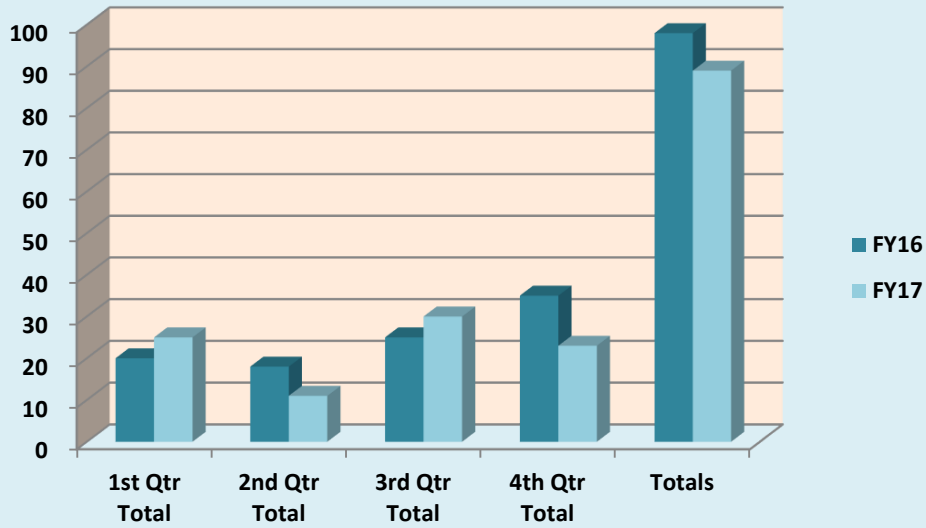
**THE UNIVERSITY OF NEW MEXICO HEALTH SCIENCES CENTER
COLLEGE OF PHARMACY, RESEARCH ADMINISTRATION
CONTRACT AND GRANT PROPOSAL ACTIVITY
FISCAL YEAR 2017**

	SUBMITTED					AWARDED			
	FY16	FY16	FY17	FY17		FY16	FY16	FY17	FY17
	#	Amount	#	Amount		#	Amount	#	Amount
July	0	0	5	809,531	July	0	0	2	181,806
August	9	515,148	11	1,269,445	August	12	1,846,210	10	2,976,133
September	11	1,458,470	9	6,577,746	September	4	530,219	5	464,158
1st Qtr Total	20	\$1,973,618	25	\$8,656,722	1st Qtr Total	16	\$2,376,429	17	\$3,622,097
October	7	1,399,053	4	348,341	October	2	1,022,508	6	1,453,645
November	6	673,897	3	2,756,764	November	4	402,709	2	232,175
December	5	105,747	4	23,178	December	0	0	1	200,000
2nd Qtr Total	18	\$2,178,697	11	\$3,128,283	2nd Qtr Total	6	\$1,425,217	9	\$1,885,820
January	10	3,547,604	8	2,875,732	January	4	94,706	7	406,599
February	8	3,722,898	13	4,462,070	February	3	1,051,807	6	342,995
March	7	16,746,795	9	2,664,058	March	5	482,147	2	728,049
3rd Qtr Total	25	\$24,017,297	30	\$10,001,860	3rd Qtr Total	12	\$1,628,660	15	\$1,477,643
April	14	3,659,297	3	167,401	April	4	542,217	0	0
May	11	4,268,250	10	6,258,779	May	5	760,352	6	937,135
June	10	1,695,448	10	11,054,524	June	15	3,553,170	5	1,639,001
4th Qtr Total	35	\$9,622,995	23	\$17,480,704	4th Qtr Total	24	\$4,855,739	11	\$2,576,136
Totals	98	\$37,792,607	89	\$39,267,569	Totals	58	\$10,286,045	52	\$9,561,696
\$'s for ALL Proposed Years					\$'s for ALL Awarded Years				
% Change in Count of Submissions			-9%		% Change in Count of Submissions			-10%	
% Change in \$'s				4%	% Change in \$'s				-7%

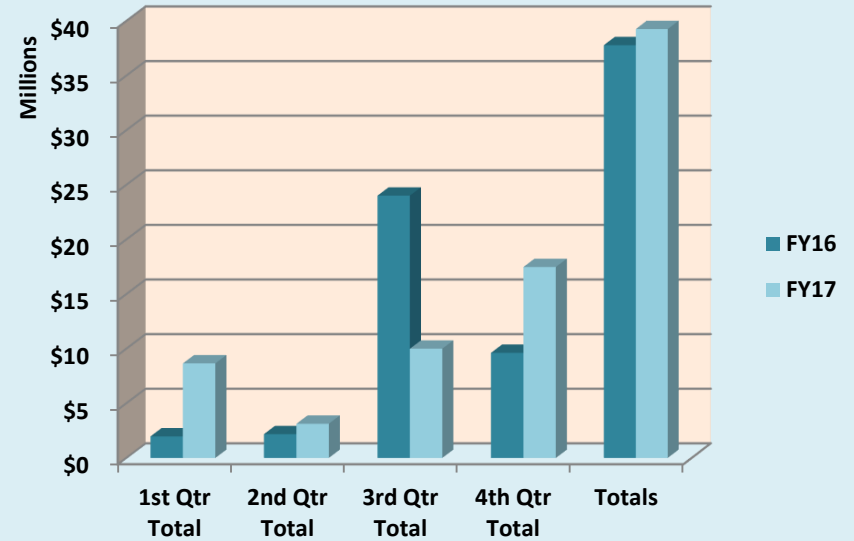
*Comparing All Quarters

*Submissions includes all years of proposed \$'s

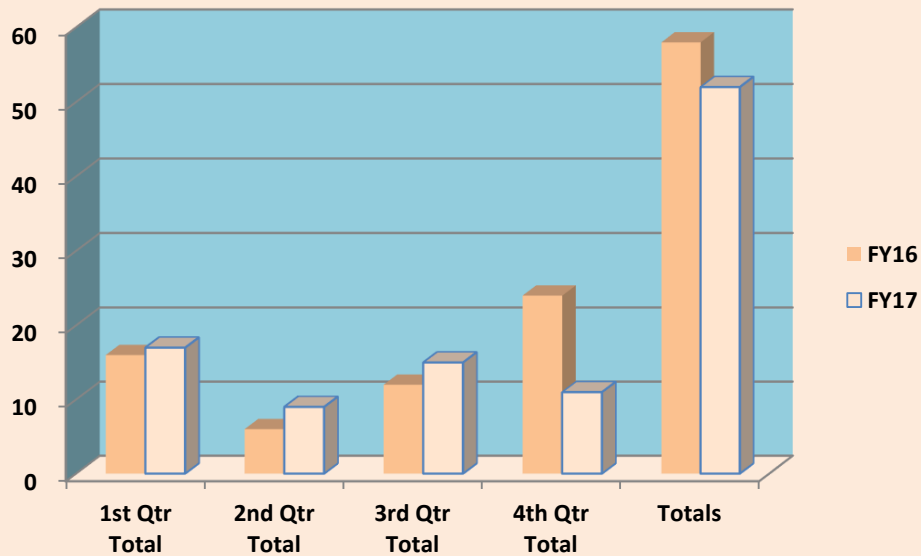
COP Submission Comparison by Quarter FY16 to FY17



COP Requested \$'s Comparison by Quarter FY16 to FY17



COP # of Awards Comparison by Quarter FY16 to FY17



COP Awarded Dollar Comparison by Quarter FY16 to FY17

