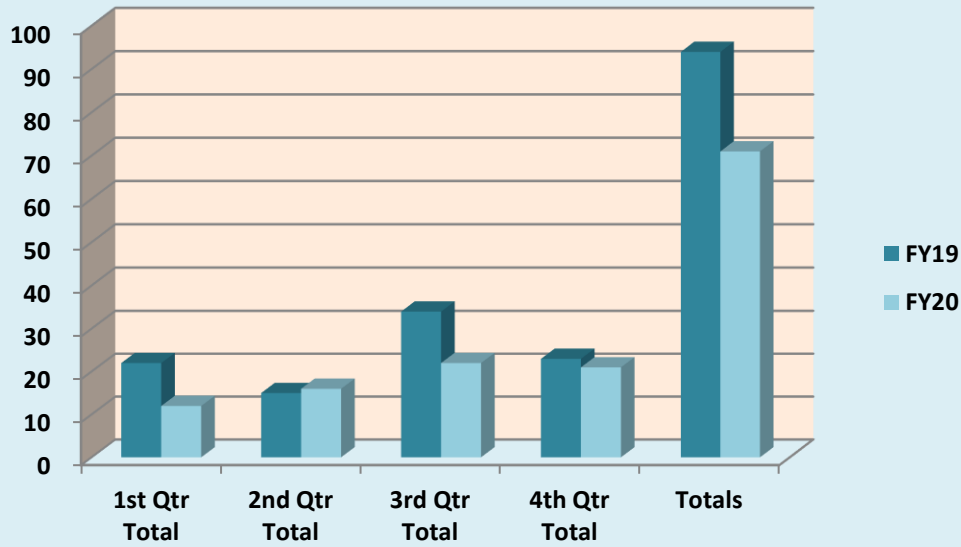


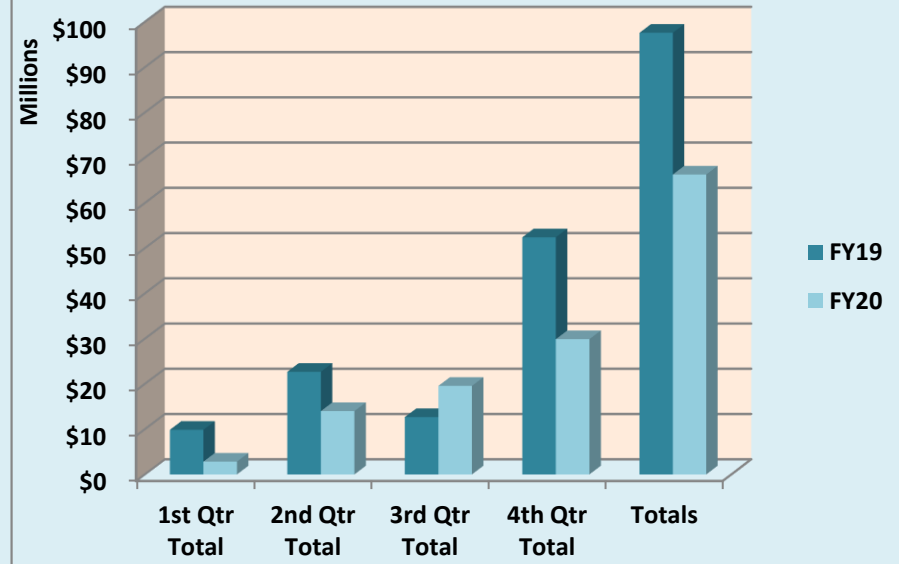
**THE UNIVERSITY OF NEW MEXICO HEALTH SCIENCES CENTER
COLLEGE OF PHARMACY, RESEARCH ADMINISTRATION
CONTRACT AND GRANT PROPOSAL ACTIVITY
FISCAL YEAR 2020**

	SUBMITTED					AWARDED			
	FY19	FY19	FY20	FY20		FY19	FY19	FY20	FY20
	#	Amount	#	Amount		#	Amount	#	Amount
July	8	4,707,787	3	1,070,704	July	3	902,412	2	214,300
August	8	2,435,237	7	1,061,799	August	9	1,364,086	6	1,928,022
September	6	2,722,966	2	687,856	September	2	1,193,229	5	1,279,718
1st Qtr Total	22	\$9,865,990	12	\$2,820,359	1st Qtr Total	14	\$3,459,727	13	\$3,422,040
October	8	5,955,777	7	5,380,440	October	5	134,899	3	154,425
November	4	4,987,394	6	7,595,607	November	1	4,375	1	150,560
December	3	11,738,757	3	1,032,052	December	3	278,973	2	133,634
2nd Qtr Total	15	\$22,681,928	16	\$14,008,099	2nd Qtr Total	9	\$418,247	6	\$438,619
January	15	6,312,135	10	5,526,684	January	5	531,782	4	609,737
February	11	5,720,552	8	8,933,133	February	3	295,728	3	98,283
March	8	638,488	4	5,115,049	March	4	553,908	1	340,875
3rd Qtr Total	34	\$12,671,175	22	\$19,574,866	3rd Qtr Total	12	\$1,381,418	8	\$1,048,895
April	3	18,150,009	8	5,821,112	April	4	1,756,224	4	1,848,305
May	12	20,342,914	4	4,186,612	May	2	95,937	3	221,906
June	8	13,916,448	9	19,885,825	June	5	5,038,885	5	2,883,759
4th Qtr Total	23	\$52,409,371	21	\$29,893,549	4th Qtr Total	11	\$6,891,046	12	\$4,953,970
Totals	94	\$97,628,464	71	\$66,296,873	Totals	46	\$12,150,438	39	\$9,863,524
\$'s for ALL Proposed Years					\$'s for ALL Awarded Years				
% Change in Count of Submissions			-24%		% Change in Count of Submissions			-15%	
% Change in \$'s				-32%	% Change in \$'s				-19%

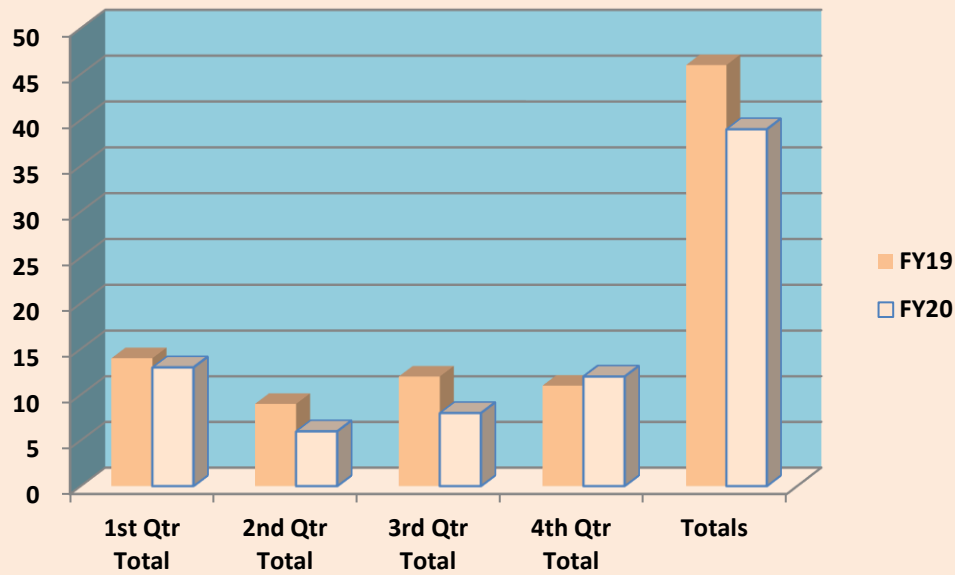
COP Submission Comparison by Quarter FY19 to FY20



COP Requested \$'s Comparison by Quarter FY19 to FY20



COP # of Awards Comparison by Quarter FY19 to FY20



COP Awarded Dollar Comparison by Quarter FY19 to FY20

