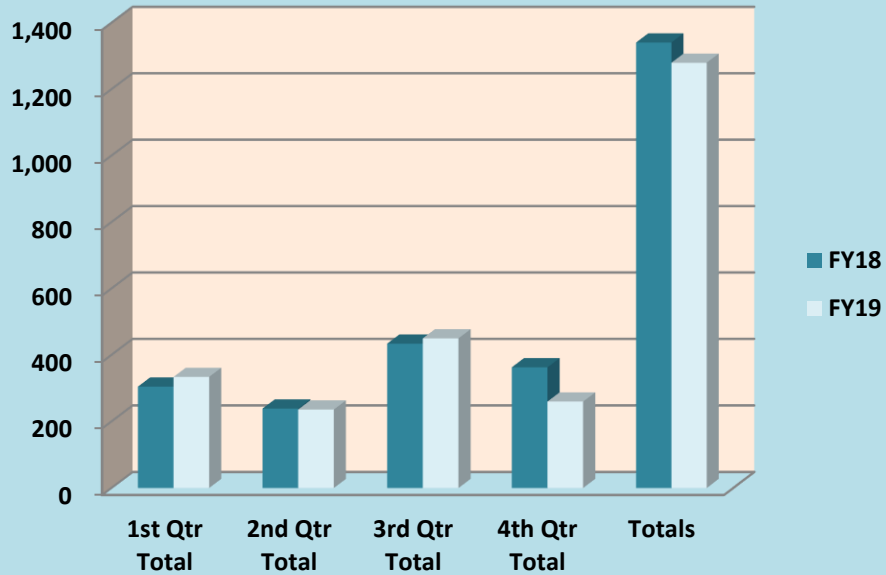


**THE UNIVERSITY OF NEW MEXICO HEALTH SCIENCES CENTER
HEALTH SCIENCES CENTER, RESEARCH ADMINISTRATION
CONTRACT AND GRANT PROPOSAL ACTIVITY
FISCAL YEAR 2019 4th Qtr.**

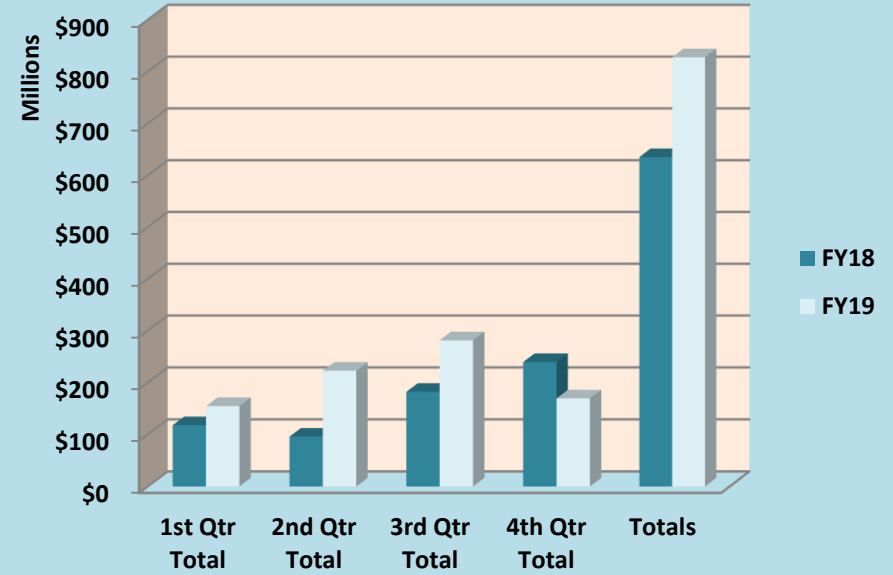
	SUBMITTED						AWARDED			
	FY18	FY18	FY19	FY19			FY18	FY18	FY19	FY19
	#	Amount	#	Amount			#	Amount	#	Amount
July	110	29,317,535	110	37,068,185		July	60	15,657,575	39	12,740,457
August	93	32,864,811	111	47,396,261		August	128	33,650,391	100	18,324,575
September	102	55,616,917	113	70,061,242		September	79	20,651,878	70	20,224,164
1st Qtr Total	305	\$117,799,263	334	\$154,525,688		1st Qtr Total	267	\$69,959,844	209	\$51,289,196
October	98	44,703,207	104	153,256,333		October	69	10,333,629	67	11,229,932
November	88	34,173,982	75	46,188,545		November	60	15,338,805	68	17,497,730
December	53	17,010,832	57	23,291,863		December	39	5,596,555	54	6,648,379
2nd Qtr Total	239	\$95,888,021	236	\$222,736,741		2nd Qtr Total	168	\$31,268,989	189	\$35,376,041
January	143	74,391,137	91	77,864,480		January	36	6,522,748	63	10,889,382
February	186	67,509,137	237	112,544,519		February	37	5,507,129	52	12,782,456
March	105	40,123,449	122	90,758,719		March	77	9,258,337	71	12,971,719
3rd Qtr Total	434	\$182,023,723	450	\$281,167,718		3rd Qtr Total	150	\$21,288,214	186	\$36,643,557
April	91	31,336,270	56	34,436,244		April	69	14,655,606	52	10,952,716
May	141	141,061,076	107	70,109,605		May	76	15,136,146	62	11,260,116
June	131	66,880,766	97	64,801,599		June	154	32,943,499	138	44,892,303
4th Qtr Total	363	\$239,278,112	260	\$169,347,448		4th Qtr Total	299	\$62,735,251	252	\$67,105,135
Totals	1,341	\$634,989,119	1,280	\$827,777,595		Totals	884	\$185,252,298	836	\$190,413,929
\$'s for ALL Proposed Years						\$'s for ALL Awarded Years				
% Change in Count of Submissions			-5%			% Change in Count of Submissions			-5%	
% Change in \$'s				30%		% Change in \$'s				3%

* Submissions are for ALL Proposed Years of Project

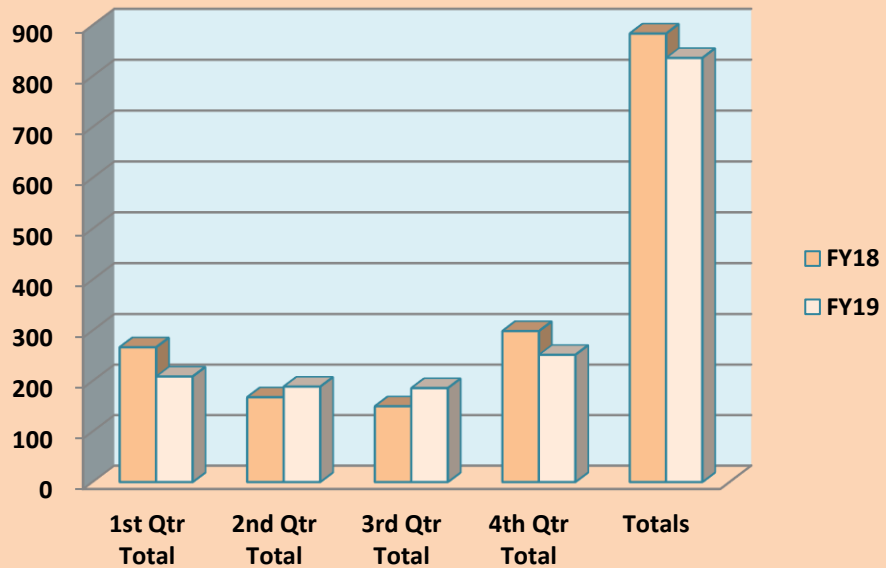
HSC Submission Comparison by Quarter FY18 to FY19



HSC Requested \$'s Comparison by Quarter FY18 to FY19



HSC # of Awards Comparison by Quarter FY18 to FY19



HSC Awarded Dollar Comparison by Quarter FY18 to FY19

