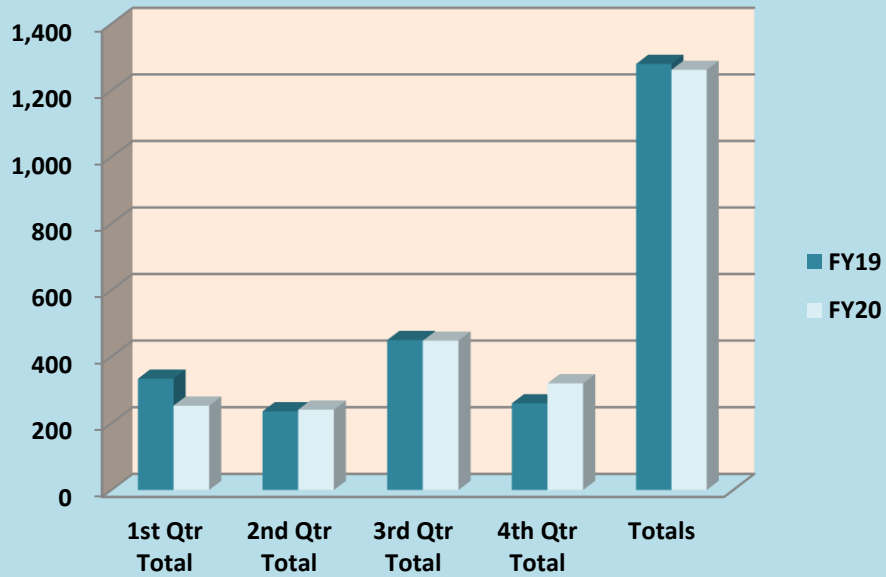


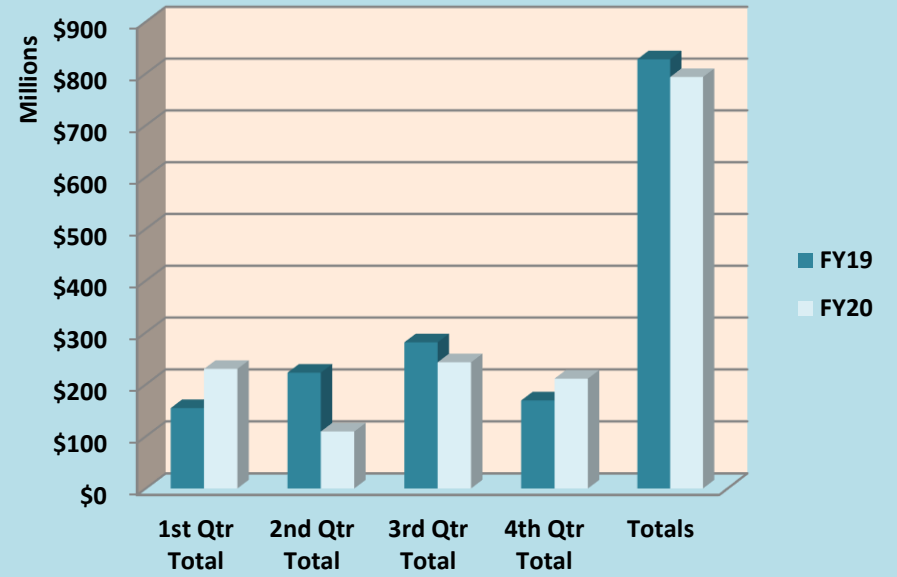
**THE UNIVERSITY OF NEW MEXICO HEALTH SCIENCES CENTER
HEALTH SCIENCES CENTER, RESEARCH ADMINISTRATION
CONTRACT AND GRANT PROPOSAL ACTIVITY
FISCAL YEAR 2020**

	SUBMITTED					AWARDED			
	FY19	FY19	FY20	FY20		FY19	FY19	FY20	FY20
	#	Amount	#	Amount		#	Amount	#	Amount
July	110	37,068,185	72	148,436,950	July	39	12,740,457	38	13,455,683
August	111	47,396,261	89	38,029,819	August	100	18,324,575	88	31,422,265
September	113	70,061,242	92	43,530,838	September	70	20,224,164	61	17,313,813
1st Qtr Total	334	\$154,525,688	253	\$229,997,607	1st Qtr Total	209	\$51,289,196	187	\$62,191,761
October	104	153,256,333	105	52,633,568	October	67	11,229,932	82	19,475,114
November	75	46,188,545	71	32,270,044	November	68	17,497,730	35	8,344,615
December	57	23,291,863	65	24,627,869	December	54	6,648,379	64	10,587,782
2nd Qtr Total	236	\$222,736,741	241	\$109,531,481	2nd Qtr Total	189	\$35,376,041	181	\$38,407,511
January	91	77,864,480	160	85,944,614	January	63	10,889,382	57	11,338,911
February	237	112,544,519	185	104,312,169	February	52	12,782,456	68	11,059,546
March	122	90,758,719	103	52,511,028	March	71	12,971,719	64	8,672,796
3rd Qtr Total	450	\$281,167,718	448	\$242,767,811	3rd Qtr Total	186	\$36,643,557	189	\$31,071,253
April	56	34,436,244	94	61,641,482	April	52	10,952,716	42	10,501,420
May	107	70,109,605	110	79,234,483	May	62	11,260,116	58	17,645,261
June	97	64,801,599	116	70,385,181	June	138	44,892,303	141	45,973,957
4th Qtr Total	260	\$169,347,448	320	\$211,261,146	4th Qtr Total	252	\$67,105,135	241	\$74,120,638
Totals	1,280	\$827,777,595	1,262	\$793,558,045	Totals	836	\$190,413,929	798	\$205,791,163
\$'s for ALL Proposed Years					\$'s for ALL Awarded Years				
% Change in Count of Submissions			-1%		% Change in Count of Submissions			-5%	
% Change in \$'s				-4%	% Change in \$'s				8%

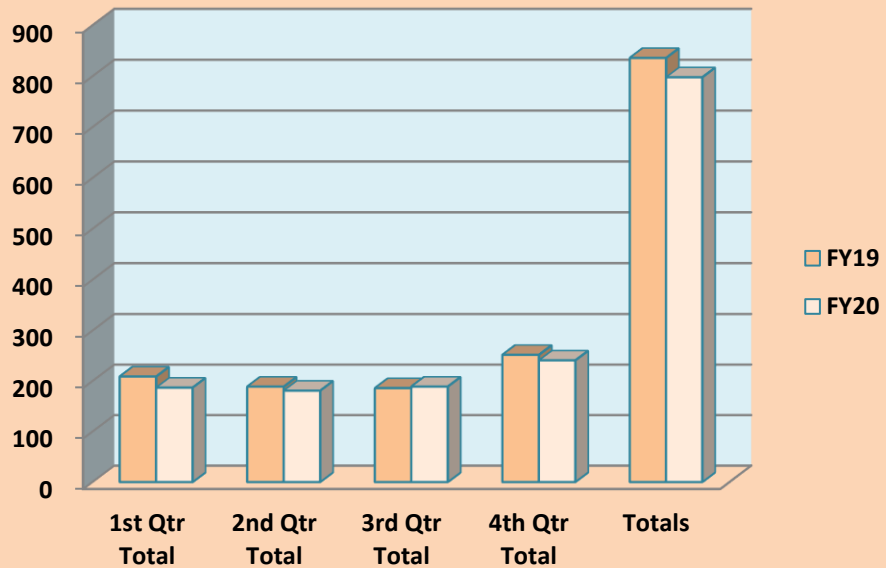
HSC Submission Comparison by Quarter FY19 to FY20



HSC Requested \$'s Comparison by Quarter FY19 to FY20



HSC # of Awards Comparison by Quarter FY19 to FY20



HSC Awarded Dollar Comparison by Quarter FY19 to FY20

