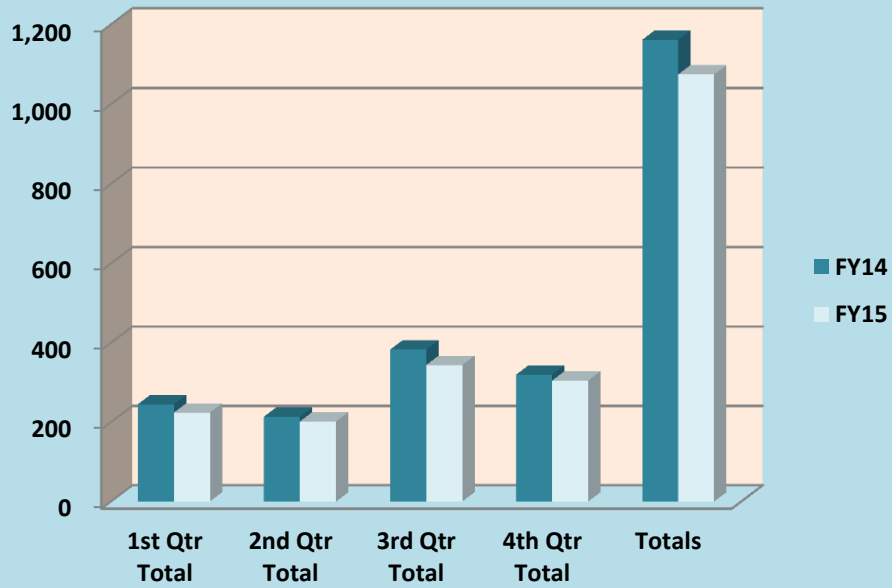


**THE UNIVERSITY OF NEW MEXICO HEALTH SCIENCES CENTER
SCHOOL OF MEDICINE
CONTRACT AND GRANT PROPOSAL ACTIVITY
FISCAL YEAR 2015**

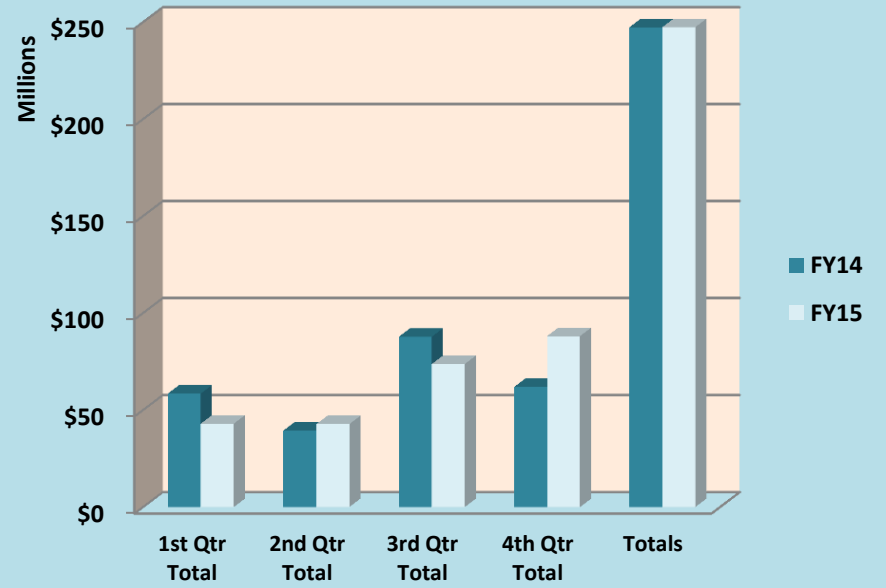
	SUBMITTED					AWARDED			
	FY14	FY14	FY15	FY15		FY14	FY14	FY15	FY15
	#	Amount	#	Amount		#	Amount	#	Amount
July	82	19,125,240	93	15,404,062	July	48	5,893,926	60	9,179,914
August	71	18,589,667	52	9,289,468	August	60	14,101,896	70	14,558,336
September	92	20,720,463	79	18,241,113	September	63	16,873,964	87	21,678,188
1st Qtr Total	245	\$58,435,370	224	\$42,934,643	1st Qtr Total	171	\$36,869,786	217	\$45,416,438
October	88	15,646,038	93	22,953,662	October	53	9,244,989	62	11,532,753
November	61	11,336,609	64	9,350,496	November	46	7,856,004	43	8,028,095
December	65	12,367,947	45	10,393,743	December	44	4,031,790	44	6,059,867
2nd Qtr Total	214	\$39,350,594	202	\$42,697,901	2nd Qtr Total	143	\$21,132,783	149	\$25,620,715
January	87	23,714,544	80	16,547,022	January	41	6,415,387	43	8,774,933
February	194	45,494,473	167	44,843,438	February	44	5,511,385	37	3,863,306
March	102	18,514,365	97	12,309,198	March	46	8,051,662	70	7,610,956
3rd Qtr Total	383	\$87,723,382	344	\$73,699,658	3rd Qtr Total	131	\$19,978,434	150	\$20,249,195
April	102	21,976,542	81	26,580,620	April	66	18,016,776	61	8,359,376
May	98	20,005,703	93	30,729,183	May	71	7,350,045	57	14,484,132
June	120	19,893,764	131	30,788,109	June	113	30,135,616	112	29,196,047
4th Qtr Total	320	\$61,876,009	305	\$88,097,912	4th Qtr Total	250	\$55,502,437	230	\$52,039,555
Totals	1,162	\$247,385,355	1,075	\$247,430,114	Totals	695	\$133,483,440	746	\$143,325,903
% Change in Count of Submissions			-7%		% Change in Count of Submissions			7%	
% Change in \$'s				0%	% Change in \$'s				7%

*Comparing All Quarters

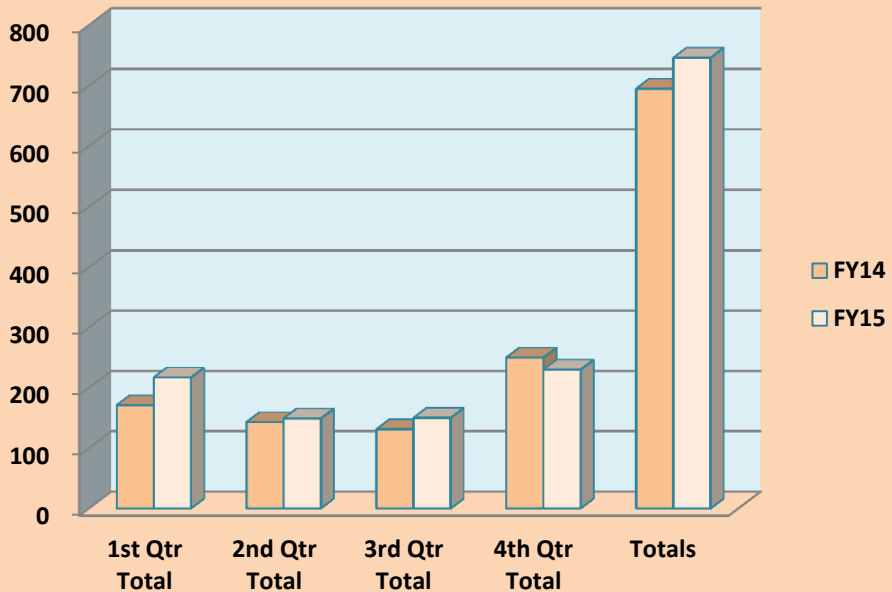
SOM Submission Comparison by Quarter FY14 to FY15



SOM Requested \$'s Comparison by Quarter FY14 to FY15



SOM # of Awards Comparison by Quarter FY14 to FY15



SOM Awarded Dollar Comparison by Quarter FY14 to FY15

