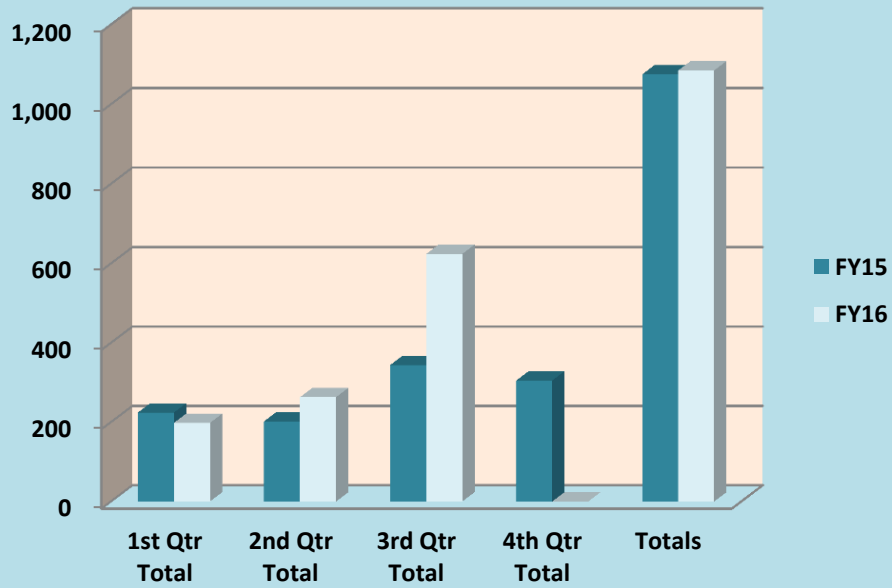


**THE UNIVERSITY OF NEW MEXICO HEALTH SCIENCES CENTER
SCHOOL OF MEDICINE
CONTRACT AND GRANT PROPOSAL ACTIVITY
FISCAL YEAR 2016, 3rd Qtr**

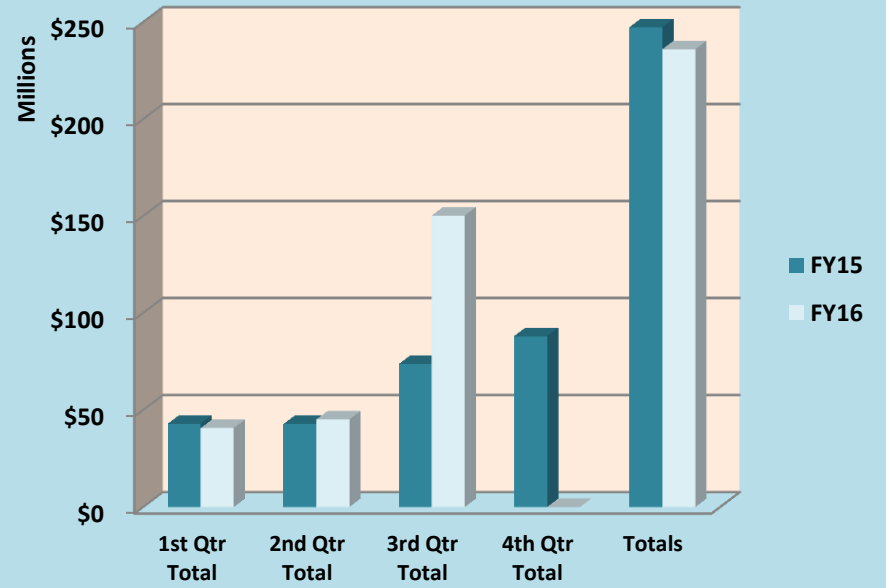
	SUBMITTED					AWARDED			
	FY15	FY15	FY16	FY16		FY15	FY15	FY16	FY16
	#	Amount	#	Amount		#	Amount	#	Amount
July	93	15,404,062	1	120,270	July	60	9,179,914	1	93,000
August	52	9,289,468	108	14,457,311	August	70	14,558,336	100	22,527,292
September	79	18,241,113	89	26,108,198	September	87	21,678,188	63	20,498,749
1st Qtr Total	224	\$42,934,643	198	\$40,685,779	1st Qtr Total	217	\$45,416,438	164	\$43,119,041
October	93	22,953,662	120	25,762,940	October	62	11,532,753	71	10,781,697
November	64	9,350,496	69	9,979,359	November	43	8,028,095	50	6,138,888
December	45	10,393,743	74	9,361,454	December	44	6,059,867	56	6,169,910
2nd Qtr Total	202	\$42,697,901	263	\$45,103,753	2nd Qtr Total	149	\$25,620,715	177	\$23,090,495
January	80	16,547,022	185	44,979,293	January	43	8,774,933	59	5,161,836
February	167	44,843,438	297	76,784,486	February	37	3,863,306	62	5,080,963
March	97	12,309,198	142	28,499,993	March	70	7,610,956	90	9,745,229
3rd Qtr Total	344	\$73,699,658	624	\$150,263,772	3rd Qtr Total	150	\$20,249,195	211	\$19,988,028
April	81	26,580,620			April	61	8,359,376		
May	93	30,729,183			May	57	14,484,132		
June	131	30,788,109			June	112	29,196,047		
4th Qtr Total	305	\$88,097,912	0	\$0	4th Qtr Total	230	\$52,039,555	0	\$0
Totals	1,075	\$247,430,114	1,085	\$236,053,304	Totals	746	\$143,325,903	552	\$86,197,564
% Change in Count of Submissions			41%		% Change in Count of Submissions			7%	
% Change in \$'s				48%	% Change in \$'s				-6%

*Comparing 3rd Qtr.

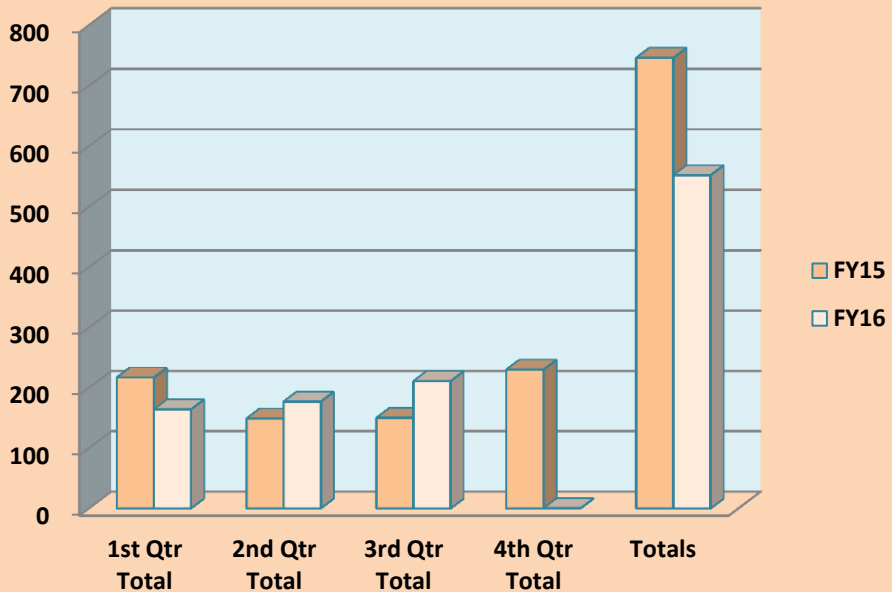
SOM Submission Comparison by Quarter FY15 to FY16



SOM Requested \$'s Comparison by Quarter FY15 to FY16



SOM # of Awards Comparison by Quarter FY15 to FY16



SOM Awarded Dollar Comparison by Quarter FY15 to FY16

