

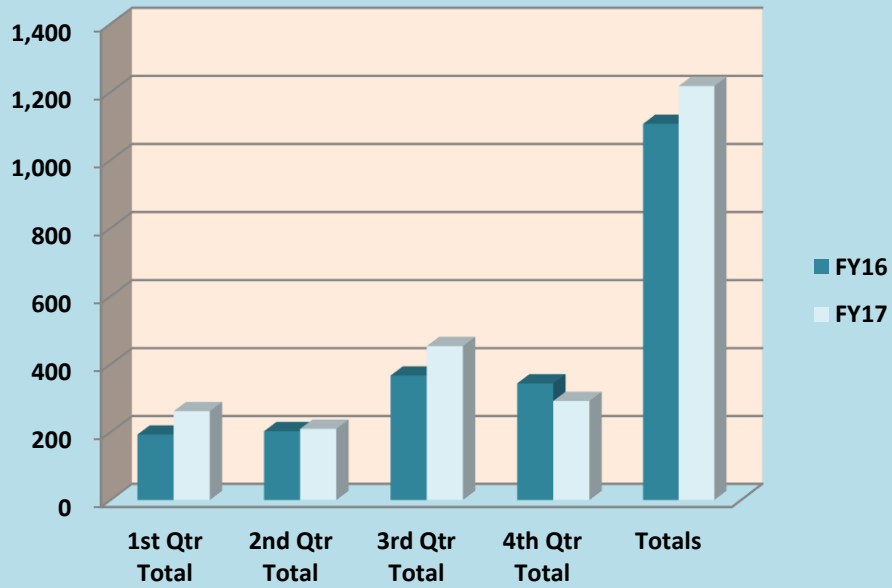
**THE UNIVERSITY OF NEW MEXICO HEALTH SCIENCES CENTER
SCHOOL OF MEDICINE
CONTRACT AND GRANT PROPOSAL ACTIVITY
FISCAL YEAR 2017**

	SUBMITTED					AWARDED			
	FY16	FY16	FY17	FY17		FY16	FY16	FY17	FY17
	#	Amount	#	Amount		#	Amount	#	Amount
July	3	2,138,469	79	51,078,822	July	1	93,000	39	8,247,869
August	105	14,624,848	87	32,680,831	August	98	22515378	79	22,738,744
September	85	28,964,569	96	147,462,404	September	62	20516673	95	17,545,297
1st Qtr Total	193	\$45,727,886	262	\$231,222,057	1st Qtr Total	161	\$43,125,051	213	\$48,531,910
October	107	29,757,306	86	45,446,658	October	55	10460471	55	14,200,834
November	50	11,961,841	63	30,558,739	November	45	6110003	49	12,261,509
December	46	7,693,089	61	39,194,766	December	34	6783820	40	16,533,625
2nd Qtr Total	203	\$49,412,236	210	\$115,200,163	2nd Qtr Total	134	\$23,354,294	144	\$42,995,968
January	90	43,446,149	111	65,596,298	January	33	4921872	30	14,248,195
February	188	76,643,162	211	75,901,403	February	41	5070963	32	10,927,810
March	89	26,703,639	132	39,008,936	March	54	8822944	103	13,974,624
3rd Qtr Total	367	\$146,792,950	454	\$180,506,637	3rd Qtr Total	128	\$18,815,779	165	\$39,150,629
April	107	56,296,104	56	41,513,177	April	60	7005606	46	8,546,387
May	116	80,450,447	100	67,386,634	May	52	11905625	44	15,576,168
June	121	62,825,037	136	47,688,129	June	79	31860005	78	21,955,738
4th Qtr Total	344	\$199,571,588	292	\$156,587,940	4th Qtr Total	191	\$50,771,236	168	\$46,078,293
Totals	1,107	\$441,504,660	1,218	\$683,516,797	Totals	614	\$136,066,360	690	\$176,756,800
\$'s for ALL Proposed Years					\$'s for ALL Awarded Years				
% Change in Count of Submissions			10%		% Change in Count of Submissions			12%	
% Change in \$'s				55%	% Change in \$'s				30%

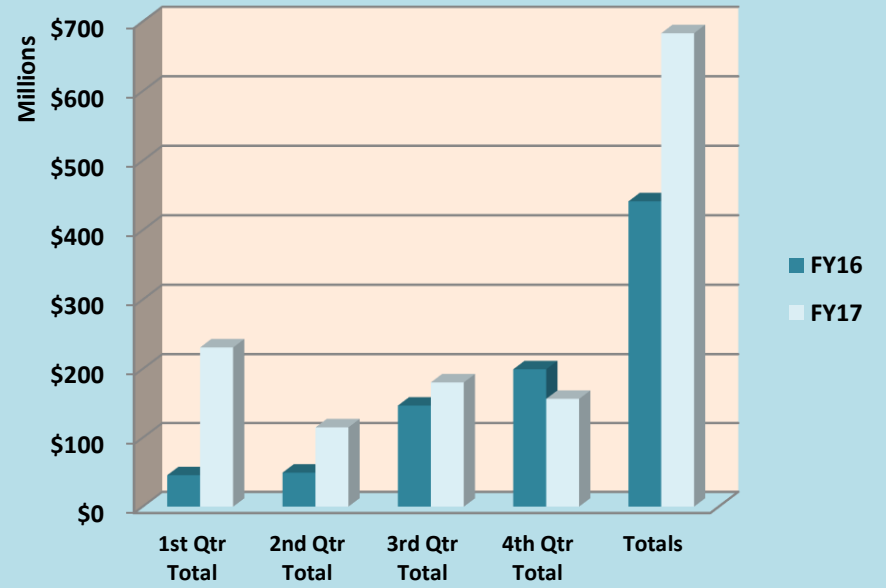
*Comparing All Quarters

*Submission \$'s significantly higher due to a \$100M proposal

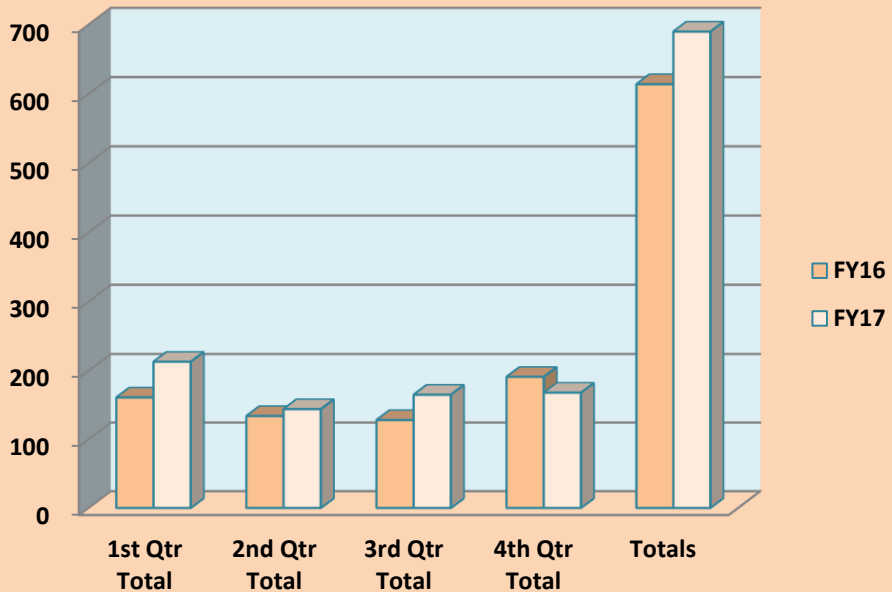
SOM Submission Comparison by Quarter FY16 to FY17



SOM Requested \$'s Comparison by Quarter FY16 to FY17



SOM # of Awards Comparison by Quarter FY16 to FY17



SOM Awarded Dollar Comparison by Quarter FY16 to FY17

