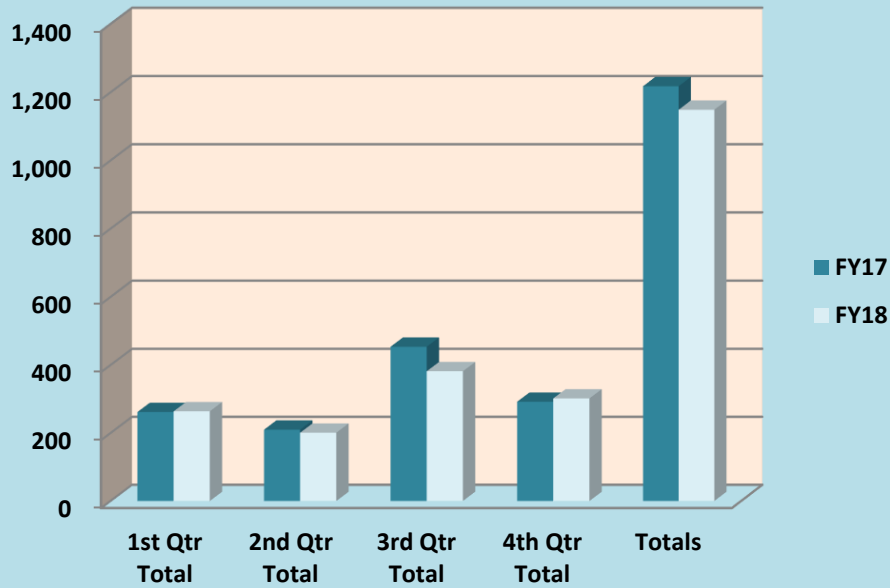


**THE UNIVERSITY OF NEW MEXICO HEALTH SCIENCES CENTER  
SCHOOL OF MEDICINE  
CONTRACT AND GRANT PROPOSAL ACTIVITY  
FISCAL YEAR 2018**

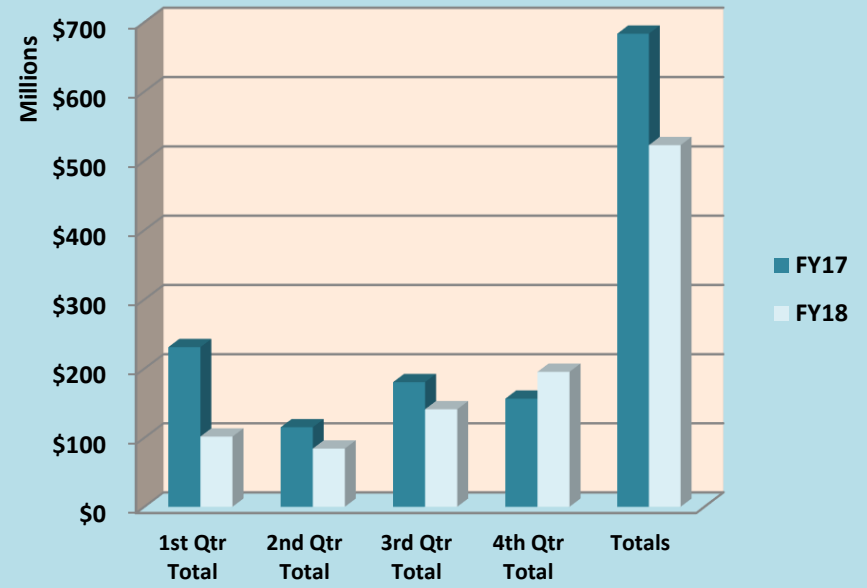
	SUBMITTED					AWARDED			
	FY17	FY17	FY18	FY18		FY17	FY17	FY18	FY18
	#	Amount	#	Amount		#	Amount	#	Amount
July	79	51,078,822	94	24,076,795	July	39	8,247,869	50	13,434,311
August	87	32,680,831	84	27,799,964	August	79	22,738,744	121	32,342,025
September	96	147,462,404	86	49,860,108	September	95	17,545,297	66	14,643,565
<b>1st Qtr Total</b>	<b>262</b>	<b>\$231,222,057</b>	<b>264</b>	<b>\$101,736,867</b>	<b>1st Qtr Total</b>	<b>213</b>	<b>\$48,531,910</b>	<b>237</b>	<b>\$60,419,901</b>
October	86	45,446,658	82	41,662,013	October	55	14,200,834	55	6,404,741
November	63	30,558,739	77	31,714,612	November	49	12,261,509	55	14,954,111
December	61	39,194,766	42	10,938,564	December	40	16,533,625	37	5,577,808
<b>2nd Qtr Total</b>	<b>210</b>	<b>\$115,200,163</b>	<b>201</b>	<b>\$84,315,189</b>	<b>2nd Qtr Total</b>	<b>144</b>	<b>\$42,995,968</b>	<b>147</b>	<b>\$26,936,660</b>
January	111	65,596,298	126	52,837,344	January	30	14,248,195	28	3,855,679
February	211	75,901,403	169	56,922,846	February	32	10,927,810	35	5,378,007
March	132	39,008,936	87	31,481,357	March	103	13,974,624	68	7,659,351
<b>3rd Qtr Total</b>	<b>454</b>	<b>\$180,506,637</b>	<b>382</b>	<b>\$141,241,547</b>	<b>3rd Qtr Total</b>	<b>165</b>	<b>\$39,150,629</b>	<b>131</b>	<b>\$16,893,037</b>
April	56	41,513,177	78	29,318,566	April	46	8,546,387	58	8,614,189
May	100	67,386,634	120	114,912,463	May	44	15,576,168	65	10,543,048
June	136	47,688,129	104	51,238,060	June	78	21,955,738	113	25,371,201
<b>4th Qtr Total</b>	<b>292</b>	<b>\$156,587,940</b>	<b>302</b>	<b>\$195,469,089</b>	<b>4th Qtr Total</b>	<b>168</b>	<b>\$46,078,293</b>	<b>236</b>	<b>\$44,528,438</b>
<b>Totals</b>	<b>1,218</b>	<b>\$683,516,797</b>	<b>1,149</b>	<b>\$522,762,692</b>	<b>Totals</b>	<b>690</b>	<b>\$176,756,800</b>	<b>751</b>	<b>\$148,778,036</b>
<b>\$'s for ALL Proposed Years</b>				<b>\$'s for ALL Awarded Years</b>					
% Change in Count of Submissions			-6%		% Change in Count of Submissions			9%	
% Change in \$'s			-24%		% Change in \$'s			-16%	

\*Comparing 3rd Quarter

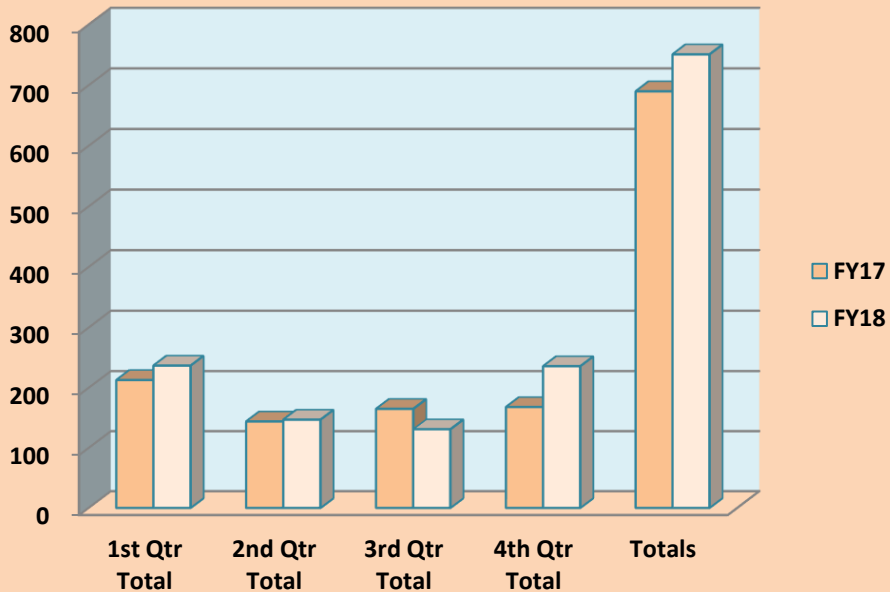
**SOM Submission Comparison by Quarter FY17 to FY18**



**SOM Requested \$'s Comparison by Quarter FY17 to FY18**



**SOM # of Awards Comparison by Quarter FY17 to FY18**



**SOM Awarded Dollar Comparison by Quarter FY17 to FY18**

