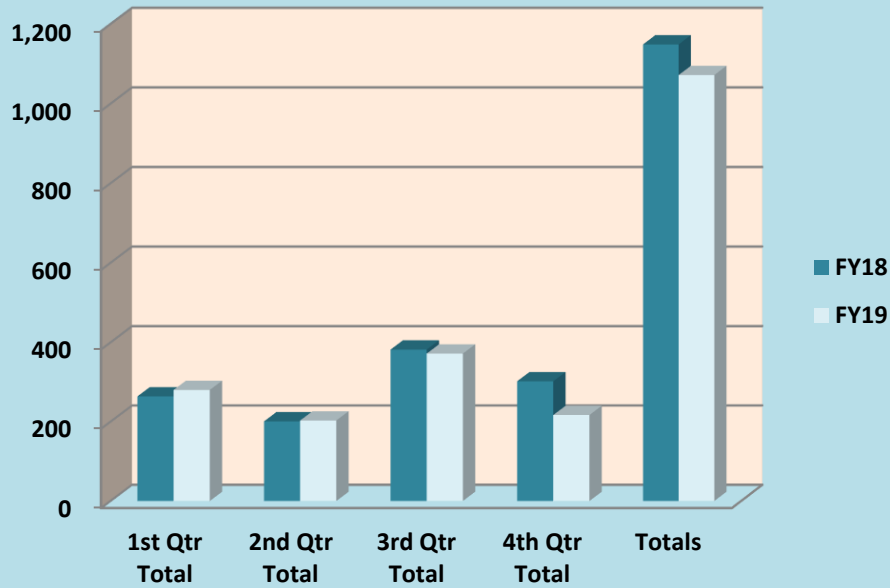


**THE UNIVERSITY OF NEW MEXICO HEALTH SCIENCES CENTER
SCHOOL OF MEDICINE
CONTRACT AND GRANT PROPOSAL ACTIVITY
FISCAL YEAR 2019 4th Qtr.**

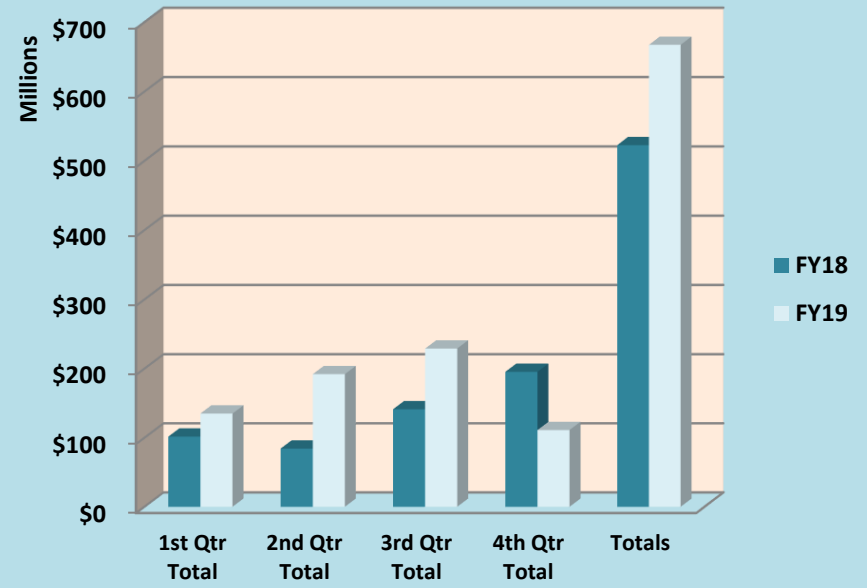
	SUBMITTED					AWARDED			
	FY18	FY18	FY19	FY19		FY18	FY18	FY19	FY19
	#	Amount	#	Amount		#	Amount	#	Amount
July	94	24,076,795	83	29,189,854	July	50	13,434,311	34	11,663,045
August	84	27,799,964	96	42,844,750	August	121	32,342,025	84	15,011,766
September	86	49,860,108	101	63,038,131	September	66	14,643,565	59	17,724,722
1st Qtr Total	264	\$101,736,867	280	\$135,072,735	1st Qtr Total	237	\$60,419,901	177	\$44,399,533
October	82	41,662,013	87	141,058,736	October	55	6,404,741	56	10,540,540
November	77	31,714,612	66	40,238,689	November	55	14,954,111	59	16,423,232
December	42	10,938,564	50	10,797,051	December	37	5,577,808	49	4,169,260
2nd Qtr Total	201	\$84,315,189	203	\$192,094,476	2nd Qtr Total	147	\$26,936,660	164	\$31,133,032
January	126	52,837,344	67	40,960,004	January	28	3,855,679	55	10,204,677
February	169	56,922,846	207	99,043,138	February	35	5,378,007	44	12,142,310
March	87	31,481,357	98	89,167,767	March	68	7,659,351	58	11,642,031
3rd Qtr Total	382	\$141,241,547	372	\$229,170,909	3rd Qtr Total	131	\$16,893,037	157	\$33,989,018
April	78	29,318,566	48	15,922,330	April	58	8,614,189	47	9,096,514
May	120	114,912,463	88	46,471,491	May	65	10,543,048	52	7,083,742
June	104	51,238,060	81	48,748,901	June	113	25,371,201	121	35,760,771
4th Qtr Total	302	\$195,469,089	217	\$111,142,722	4th Qtr Total	236	\$44,528,438	220	\$51,941,027
Totals	1,149	\$522,762,692	1,072	\$667,480,842	Totals	751	\$148,778,036	718	\$161,462,610
\$'s for ALL Proposed Years				\$'s for ALL Awarded Years					
% Change in Count of Submissions			-7%		% Change in Count of Submissions			-4%	
% Change in \$'s			28%		% Change in \$'s			9%	

* Submissions are for ALL Proposed Years of Project

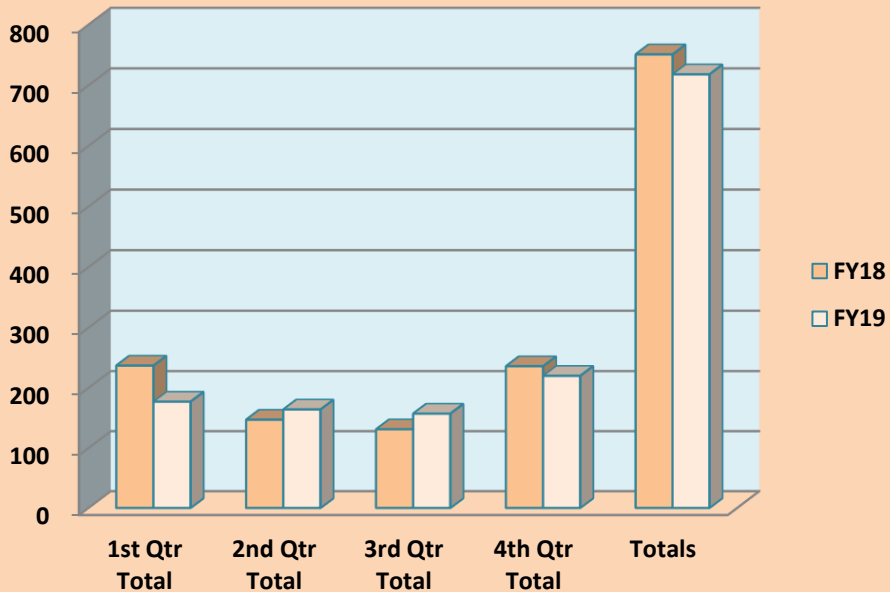
SOM Submission Comparison by Quarter FY18 to FY19



SOM Requested \$'s Comparison by Quarter FY18 to FY19



SOM # of Awards Comparison by Quarter FY18 to FY19



SOM Awarded Dollar Comparison by Quarter FY18 to FY19

