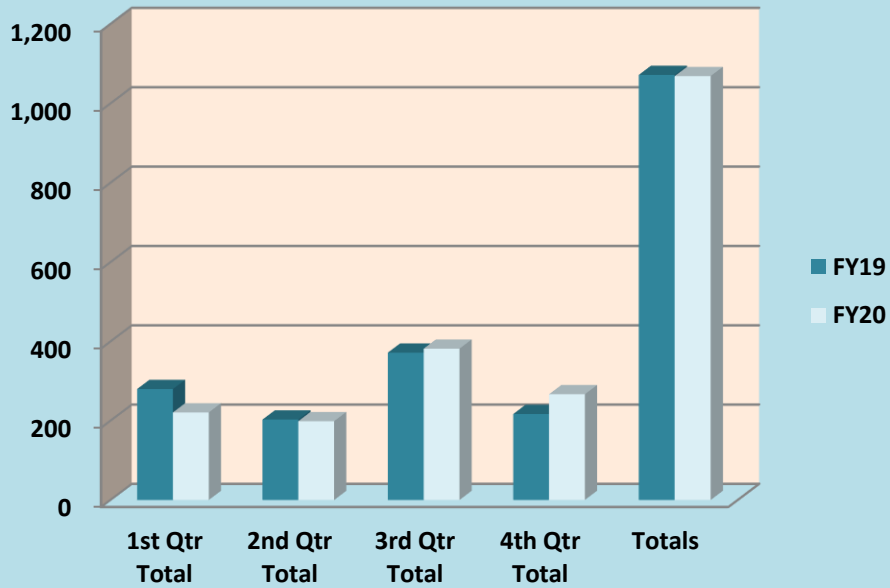


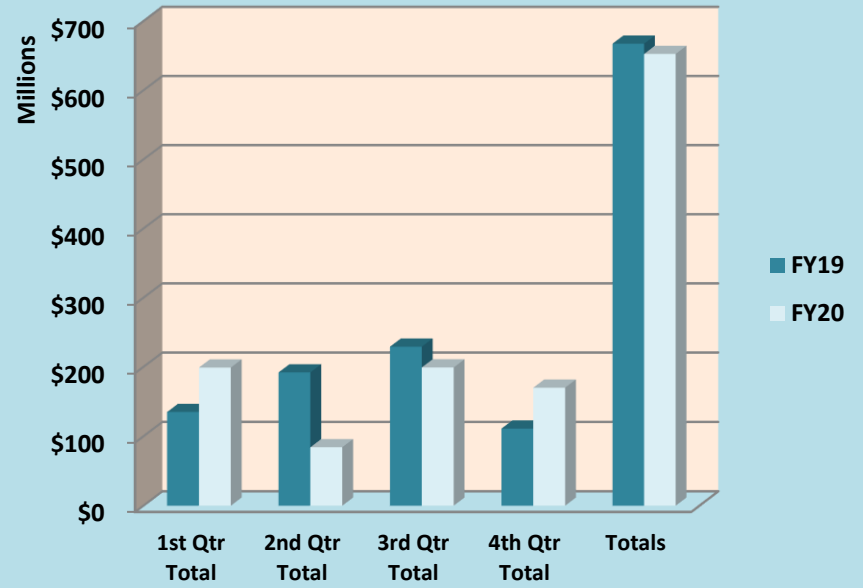
**THE UNIVERSITY OF NEW MEXICO HEALTH SCIENCES CENTER
SCHOOL OF MEDICINE
CONTRACT AND GRANT PROPOSAL ACTIVITY
FISCAL YEAR 2020**

	SUBMITTED					AWARDED			
	FY19	FY19	FY20	FY20		FY19	FY19	FY20	FY20
	#	Amount	#	Amount		#	Amount	#	Amount
July	83	29,189,854	63	122,718,562	July	34	11,663,045	34	11,834,279
August	96	42,844,750	77	36,201,190	August	84	15,011,766	78	29,170,345
September	101	63,038,131	81	40,158,503	September	59	17,724,722	49	14,666,359
1st Qtr Total	280	\$135,072,735	221	\$199,078,255	1st Qtr Total	177	\$44,399,533	161	\$55,670,983
October	87	141,058,736	86	43,213,741	October	56	10,540,540	68	17,009,011
November	66	40,238,689	59	19,577,328	November	59	16,423,232	31	6,309,190
December	50	10,797,051	54	21,467,902	December	49	4,169,260	53	9,019,230
2nd Qtr Total	203	\$192,094,476	199	\$84,258,971	2nd Qtr Total	164	\$31,133,032	152	\$32,337,431
January	67	40,960,004	131	73,726,679	January	55	10,204,677	48	9,549,379
February	207	99,043,138	160	82,302,339	February	44	12,142,310	59	10,355,291
March	98	89,167,767	91	43,224,173	March	58	11,642,031	59	7,816,895
3rd Qtr Total	372	\$229,170,909	382	\$199,253,191	3rd Qtr Total	157	\$33,989,018	166	\$27,721,565
April	48	15,922,330	80	55,084,816	April	47	9,096,514	35	8,321,061
May	88	46,471,491	91	67,313,888	May	52	7,083,742	50	16,859,407
June	81	48,748,901	96	47,697,208	June	121	35,760,771	119	29,767,206
4th Qtr Total	217	\$111,142,722	267	\$170,095,912	4th Qtr Total	220	\$51,941,027	204	\$54,947,674
Totals	1,072	\$667,480,842	1,069	\$652,686,329	Totals	718	\$161,462,610	683	\$170,677,653
\$'s for ALL Proposed Years					\$'s for ALL Awarded Years				
% Change in Count of Submissions			0%		% Change in Count of Submissions			-5%	
% Change in \$'s			-2%		% Change in \$'s			6%	

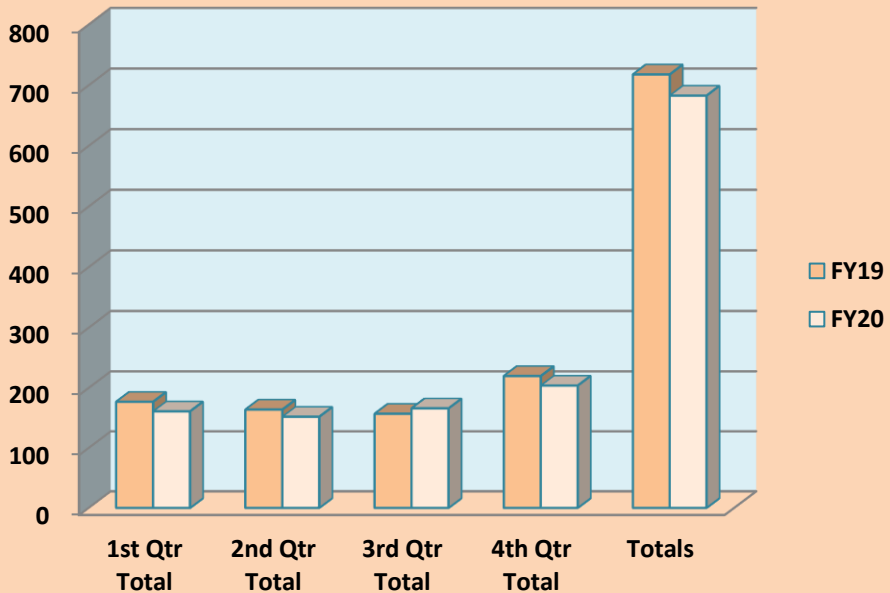
SOM Submission Comparison by Quarter FY19 to FY20



SOM Requested \$'s Comparison by Quarter FY19 to FY20



SOM # of Awards Comparison by Quarter FY19 to FY20



SOM Awarded Dollar Comparison by Quarter FY19 to FY20

