










### Mobile Apps

Outlook		Follow the instructions on the Android or Apple Mobile Email Setup Tip Sheets.
Microsoft Authenticator App (smartphone only)		Follow the instructions at <a href="https://hsc.unm.edu/about/cio/technology-support/mfa.html">https://hsc.unm.edu/about/cio/technology-support/mfa.html</a>
Citrix Workspace (tablet only)		Follow the instructions on the Android or Apple Tablet Remote Access Tip Sheets.
Imprivata (smartphone only)		Follow the instructions on the Imprivata Tip Sheet. Note: you will only need this app if you will be prescribing controlled substances.
TigerConnect		Your login is your HSC Net ID. Note: you will receive an invitation in your @salud.unm.edu email to join TigerConnect.
Smartsheets		Your login is your HSC Net ID.
Micromedex		To set up your account, go to <a href="http://libguides.health.unm.edu/mobileapps">http://libguides.health.unm.edu/mobileapps</a> (You can get the password if you are on HSC_Secure wireless.)
Lexicomp		Create an account at <a href="https://www.lexi.com/account/create/">https://www.lexi.com/account/create/</a> Add the product code on <a href="https://online.lexi.com/lco?siteid=99">https://online.lexi.com/lco?siteid=99</a> by clicking Mobile App Access, while on HSC_Secure wireless.
UpToDate		To set up your account go to <a href="http://libguides.health.unm.edu/mobileapps">http://libguides.health.unm.edu/mobileapps</a>