



The Location Report is produced annually by the Office of Program Evaluation, Education and Research at the University of New Mexico School of Medicine. This report provides a statistical overview of current location information for UNM-trained physicians who were licensed to practice in New Mexico in the past year. This is the data as of June 2016.

QUICK FACTS:

Who was licensed to practice medicine in New Mexico in 2015?

- There were 1838 UNM-trained MDs licensed to practice in New Mexico in 2015 (page 5)
- Approximately 38% of all physicians licensed in New Mexico trained at UNM (1838/4788, page 5)
- Slightly more than one-third of physicians who graduated from UNM's medical school are licensed to practice medicine in New Mexico (37.9%, page 2)
- Slightly more than one-third of physicians who completed their residency at UNM are licensed to practice medicine in New Mexico (38.5%, page 2)
- Almost two-thirds of physicians who both attended medical school in New Mexico and completed their medical residency at UNM are licensed to practice in New Mexico (65.7% page 2)
- UNM-trained MDs are licensed to practice in 30 of New Mexico's 33 counties (page 4)

2015 Specialty Information

- Roughly half of all UNM-trained MDs in New Mexico are licensed to practice in the primary care specialties of family medicine, internal medicine, obstetrics & gynecology, or pediatrics (977/1838 total UNM-trained MD's in NM, page 7)
- About 24% of UNM-trained MDs in New Mexico are licensed to practice in one of four specialties: anesthesiology, general surgery, emergency medicine, or psychiatry (432/1838, page 8)

About UNM School of Medicine

- UNM School of Medicine graduated its first class of MDs in 1968 (see notes on terminology below)
- Before the UNM School of Medicine was created in 1962, there were residencies at the former Bernalillo County Indian Hospital (currently University of New Mexico Hospital), with the first residents graduating in 1955
- On average, there are 400 medical students and 590 medical residents and fellows in training at the UNM School of Medicine
- Each year approximately 100 medical students graduate and 180 medical residents and fellows complete their training at the UNM School of Medicine

A Note on Terminology:

All MDs who graduated from UNM School of Medicine or who completed all or part of their residency at UNM are referred to as **UNM-trained MDs**.

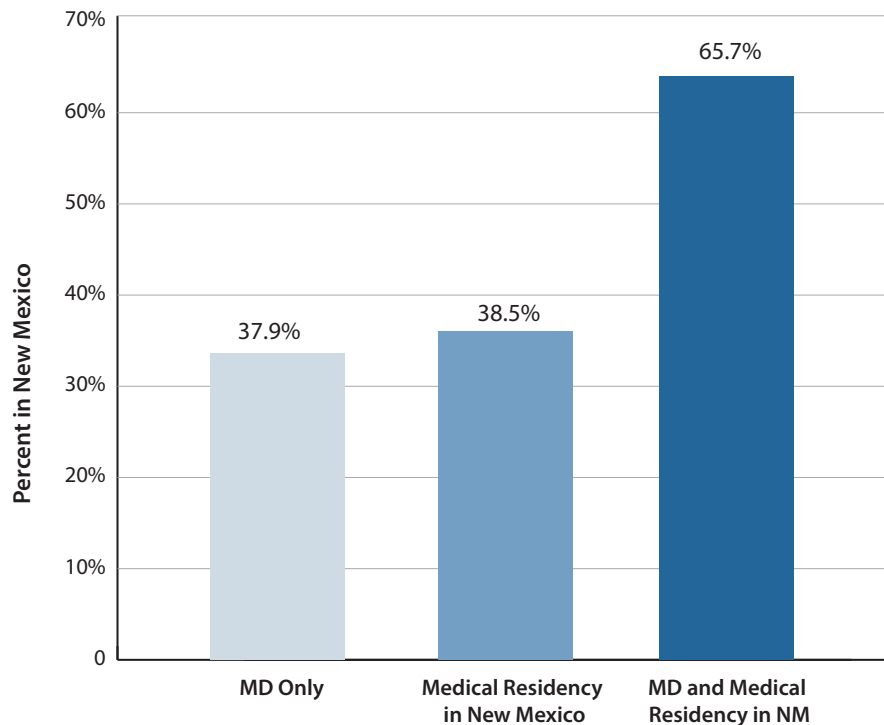
UNM-trained MDs fall into three mutually exclusive categories:

- MD degree from UNM, Medical Residency out-of-state (**MD Only**)
- Medical Residency at UNM, MD degree out-of-state (**Medical Residency Only**)
- Both MD degree and Medical Residency at UNM (**MD and Medical Residency**)

Table 1: Retention of UNM-Trained Physicians*

	MD degree in New Mexico	Medical Residency in New Mexico	MD and Medical Residency in NM
Percent of graduates who are licensed in New Mexico	37.9%	38.5%	65.7%

Figure 1: Retention of UNM-Trained Physicians*



**Source: AAMC State Physician Work Force Data Book, published November 2015. AAMC's 2015 Work Force Data Book reports on 4908 active physicians in the state of New Mexico. [Note: As of 06/09/2025, the 2015 AAMC State Physician Work Force Data Book is no longer available online. The "State Physician WorkforceData Report" page (<https://www.aamc.org/data-reports/workforce/report/state-physician-workforce-data-report>) contains links to a current U.S. Physician Workforce Data Dashboard and a AAMC Data Request form for historical reports.]*

Figure 2: UNM-Trained MDs Licensed to Practice in New Mexico

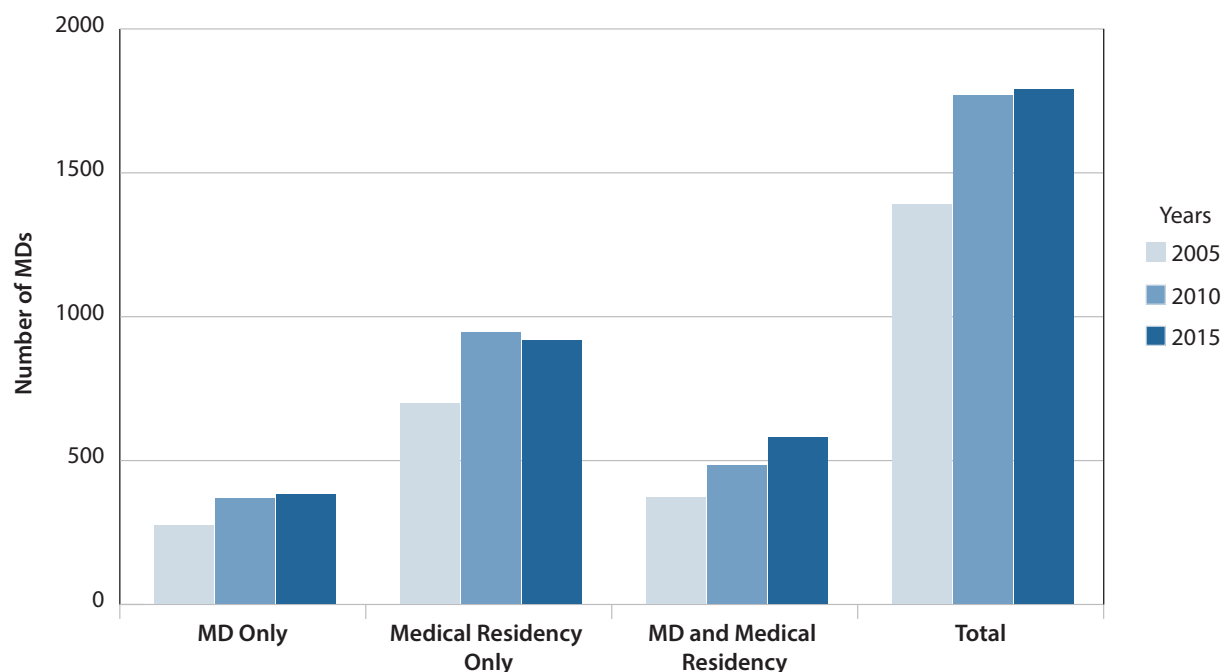


Figure 3: UNM-Trained MDs Licensed to Practice in Primary Care Specialties in New Mexico

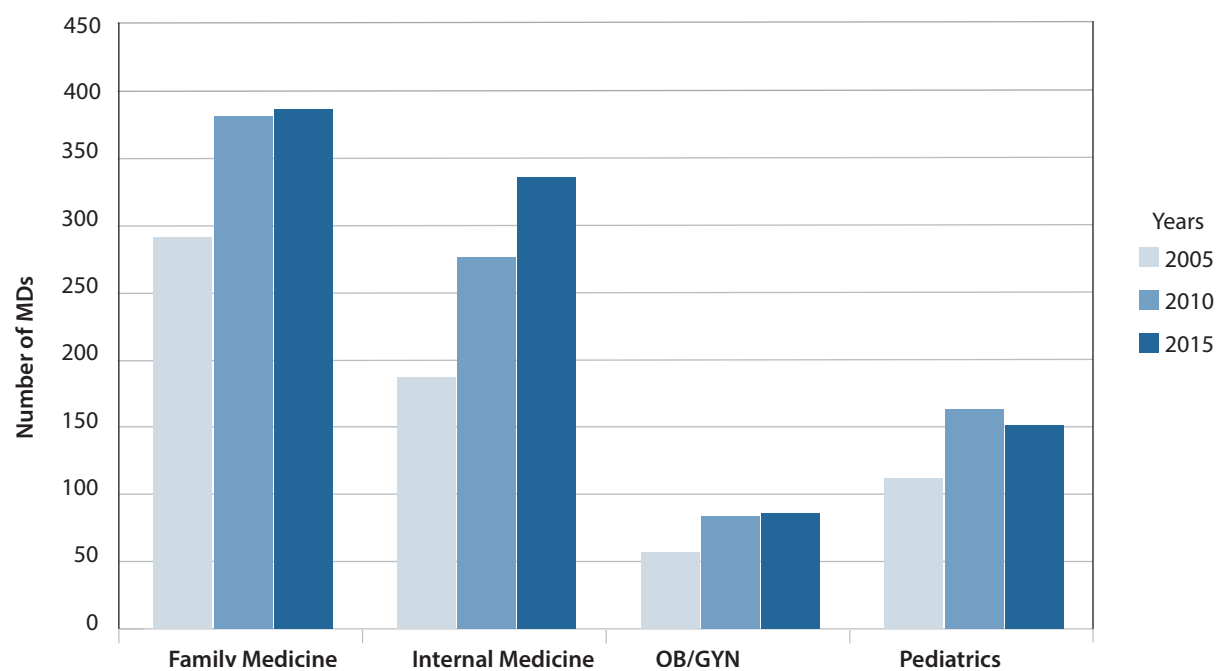


Figure 4: UNM-Trained MDs Licensed to Practice in New Mexico by County, 2015

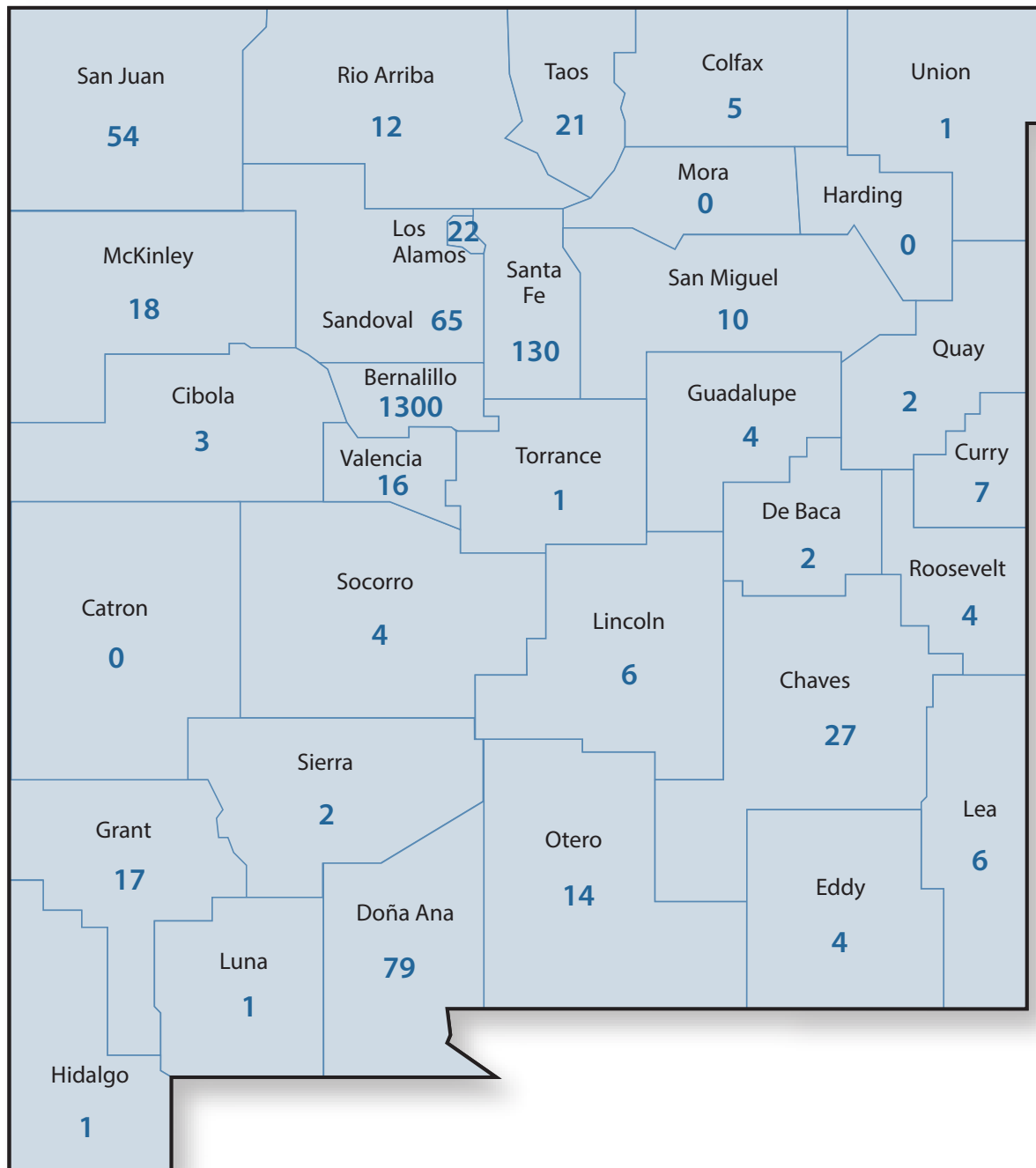
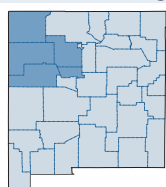
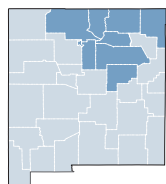
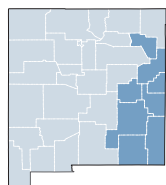
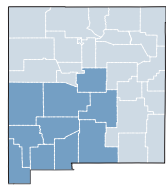


Table 2A: UNM-Trained MDs Licensed to Practice in New Mexico by County and Public Health Region, 2015

			UNM-Trained MDs by Training Type			
		Total Number of MDs*	UNM-Trained MDs	MD Only	Medical Residency Only	MD and Medical Residency
All of New Mexico		4788	1838	385	896	557
Northwest Region – Total		481	156	50	55	51
	Cibola	16	3	2	0	1
	McKinley	86	18	5	12	1
	Sandoval	173	65	18	24	23
	San Juan	183	54	20	16	18
	Valencia	23	16	5	3	8
Northeast Region – Total		729	205	50	102	53
	Colfax	14	5	2	1	2
	Guadalupe	4	4	1	1	2
	Los Alamos	63	22	6	8	8
	Mora	0	0	0	0	0
	Rio Arriba	36	12	4	2	6
	San Miguel	40	10	2	5	3
	Santa Fe	498	130	28	75	27
	Taos	71	21	6	10	5
	Union	3	1	1	0	0
Central Region – Total		2717	1300	213	680	407
Bernalillo		2717	1300	213	680	407
Southeast Region – Total		298	52	15	22	15
	Chaves	116	27	7	12	8
	Curry	55	7	4	1	2
	De Baca	2	2	0	1	1
	Eddy	55	4	2	1	1
	Harding	0	0	0	0	0
	Lea	48	6	0	4	2
	Quay	6	2	1	1	0
	Roosevelt	16	4	1	2	1
Southwest Region – Total		563	125	57	37	31
	Catron	4	0	0	0	0
	Doña Ana	367	79	33	26	20
	Grant	62	17	8	5	4
	Hidalgo	1	1	0	0	1
	Lincoln	19	6	5	0	1
	Luna	15	1	1	0	0
	Otero	72	14	7	4	3
	Sierra	6	2	1	1	0
	Socorro	15	4	1	1	2
	Torrance	2	1	1	0	0

*New Mexico Medical Board 2015 Official List

Table 2B: UNM-Trained MDs Licensed to Practice in New Mexico per 10,000 Population by County and Public Health Region, 2015⁺

	Total MDs per 10,000 Population	UNM-Trained MDs per 10,000 Population	% of Total MDs Who are UNM Trained	Population*
All of New Mexico	23.3	8.9	38%	2,059,179
Northwest Region – Total	11.0	3.6	32%	436,879
Cibola	5.9	1.1	19%	27,213
McKinley	12.0	2.5	21%	71,492
Sandoval	13.1	4.9	38%	131,561
San Juan	14.1	4.2	30%	130,044
Valencia	3.0	2.1	70%	76,569
Northeast Region – Total	24.9	7.0	28%	292,563
Colfax	10.2	3.6	36%	13,750
Guadalupe	8.5	8.5	100%	4,687
Los Alamos	35.1	12.3	35%	17,950
Mora	-	-	-	4,881
Rio Arriba	8.9	3.0	33%	40,246
San Miguel	13.6	3.4	25%	29,393
Santa Fe	34.5	9.0	26%	144,170
Taos	21.6	6.4	30%	32,937
Union	6.6	2.2	33%	4,549
Central Region – Total	41.0	19.6	48%	662,564
Bernalillo	41.0	19.6	48%	662,564
Southeast Region – Total	11.3	2.0	17%	264,181
Chaves	17.7	4.1	23%	65,645
Curry	11.4	1.4	13%	48,376
De Baca	9.9	9.9	100%	2,022
Eddy	10.2	0.7	7%	53,829
Harding	-	-	-	695
Lea	7.4	0.9	13%	64,727
Quay	6.6	2.2	33%	9,041
Roosevelt	8.1	2.0	25%	19,846
Southwest Region – Total	14.0	3.1	22%	402,992
Catron	10.7	-	-	3,725
Doña Ana	17.5	3.8	21%	209,233
Grant	21.0	5.8	27%	29,514
Hidalgo	2.0	2.0	100%	4,894
Lincoln	9.3	2.9	32%	20,497
Luna	6.0	0.4	7%	25,095
Otero	11.3	2.2	19%	63,797
Sierra	5.0	1.7	33%	11,988
Socorro	8.4	2.2	27%	17,866
Torrance	1.2	0.6	50%	16,383

⁺Calculation: number of doctors in the county divided by the population of the county multiplied by 10,000.

*2010 US Census Bureau figures

Table 3: UNM-Trained MDs in New Mexico Licensed to Practice in Primary Care Specialties by County and Public Health Region, 2015

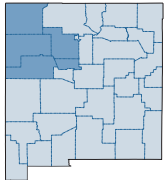
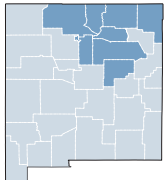
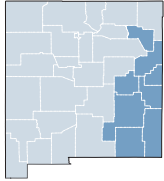
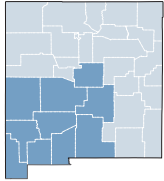
	Family Medicine	Internal Medicine	Obstetrics/ Gynecology	Pediatrics	Total
All of New Mexico	398	343	84	152	977
Northwest Region – Total	42	26	7	16	91
 Cibola	2	0	0	0	2
McKinley	7	2	2	1	12
Sandoval	20	10	4	8	42
San Juan	8	10	1	5	24
Valencia	5	4	0	2	11
Northeast Region – Total	92	32	6	4	134
 Colfax	3	0	0	0	3
Guadalupe	3	0	0	0	3
Los Alamos	7	4	0	0	11
Mora	0	0	0	0	0
Rio Arriba	8	1	0	0	9
San Miguel	5	2	0	1	8
Santa Fe	53	20	6	3	82
Taos	13	5	0	0	18
Union	0	0	0	0	0
Central Region – Total	206	254	63	121	644
Bernalillo	206	254	63	121	644
Southeast Region – Total	22	8	1	4	35
 Chaves	11	1	0	4	16
Curry	1	3	0	0	4
De Baca	2	0	0	0	2
Eddy	3	1	0	0	4
Harding	0	0	0	0	0
Lea	2	2	1	0	5
Quay	1	0	0	0	1
Roosevelt	2	1	0	0	3
Southwest Region – Total	36	23	7	7	73
 Catron	0	0	0	0	0
Doña Ana	19	15	3	4	41
Grant	5	3	1	2	11
Hidalgo	1	0	0	0	1
Lincoln	3	1	2	0	6
Luna	0	0	1	0	1
Otero	4	4	0	0	8
Sierra	1	0	0	0	1
Socorro	2	0	0	1	3
Torrance	1	0	0	0	1

Table 4: UNM-Trained MDs in New Mexico Licensed to Practice in Selected Specialties by County and Public Health Region, 2015

	Anesthesiology	General Surgery	Emergency Medicine	Psychiatry	Total
All of New Mexico	94	77	118	143	432
Northwest Region – Total	3	9	14	15	41
Cibola	0	1	0	0	1
McKinley	0	1	1	1	3
Sandoval	1	1	4	5	11
San Juan	2	6	9	6	23
Valencia	0	0	0	3	3
Northeast Region – Total	6	7	7	18	38
Colfax	0	1	0	0	1
Guadalupe	1	0	0	0	1
Los Alamos	2	1	1	3	7
Mora	0	0	0	0	0
Rio Arriba	0	0	2	0	2
San Miguel	0	1	0	1	2
Santa Fe	3	3	2	14	22
Taos	0	0	2	0	2
Union	0	1	0	0	1
Central Region – Total	76	49	89	104	318
Bernalillo	76	49	89	104	318
Southeast Region – Total	0	6	1	2	9
Chaves	0	2	0	1	3
Curry	0	3	0	0	3
De Baca	0	0	0	0	0
Eddy	0	0	0	0	0
Harding	0	0	0	0	0
Lea	0	0	1	0	1
Quay	0	0	0	1	1
Roosevelt	0	1	0	0	1
Southwest Region – Total	9	6	7	4	26
Catron	0	0	0	0	0
Doña Ana	8	3	5	2	18
Grant	0	0	1	2	3
Hidalgo	0	0	0	0	0
Lincoln	0	0	0	0	0
Luna	0	0	0	0	0
Otero	1	2	1	0	4
Sierra	0	0	0	0	0
Socorro	0	1	0	0	1
Torrance	0	0	0	0	0

Location Report: The Approach and Methods

Our intent with this report is to provide the best available information about UNM-trained physicians who were licensed to practice in New Mexico in the past year. It is important to note that any recent relocation by these individuals may not be reflected in our data.

To be included in this report, the following conditions must have been met:

The basis for including individuals in the Location Report:

- 1) The physician has a Medical Doctor (MD) degree
- 2) The physician is a UNM School of Medicine and/or Graduate Medical Education graduate
- 3) The physician has an active license from the New Mexico Medical Board
- 4) The physician had a New Mexico address during the previous year

The list of “UNM-trained physicians” consists of all UNM School of Medicine MD recipients from 1968 through 2015 and all physicians who completed their medical residencies in New Mexico from 1955 through 2015. The lists of University of New Mexico School of Medicine MD recipients (since 1968) and former residents (since 1955) were obtained from the University of New Mexico School of Medicine’s Office of Student Services and the Office of Graduate Medical Education, respectively.

If you have questions about this report, please contact:

Office of Program Evaluation
Education and Research
MSC08 4550
1 University of New Mexico
Albuquerque, New Mexico 87131-0001
Phone: 505-272-8069





Office of the Dean
MSC 08 4720
1 University of New Mexico
Albuquerque, NM
87131-0001