

**2002 Annual Report
Office of the Medical Investigator
State of New Mexico**

Ross E. Zumwalt, MD
Chief Medical Investigator

Patricia J. McFeeley, MD
Kurt Nolte, MD
Assistant Chief Medical Investigators

Jerri McLemore, MD
Jeffery Nine, MD
Rebecca Irvine, MD
Medical Investigators

Board of Medical Investigations

Paul B. Roth, Dean
University of New Mexico
School of Medicine

Alex Valdez, Secretary
New Mexico Department of Health

Frank Taylor, Chief
New Mexico State Police

Steven M. Gabaldon, Chairman
New Mexico Board of Thanatopractice

Office of the Medical Investigator
University of New Mexico School of Medicine
Health Sciences Center
Albuquerque, New Mexico 87131-5091
Telephone: (505) 272-3053
Fax: (505) 272-0727
<http://omi.unm.edu>
Email: gdurka@salud.unm.edu

Annual Report 2002

Introduction	1
Preparation for the Annual Report.....	1
Overview – Office of the Medical Investigator - 2002	1
Reportable Deaths:	2
Statutory Duty:.....	2
Program Summary and Highlights for 2002	4
<i>Investigative Activity:.....</i>	<i>4</i>
<i>Additional Investigation Facts:</i>	<i>4</i>
<i>OMI Toxicology:.....</i>	<i>4</i>
<i>“Doe” and/or missing person cases:</i>	<i>4</i>
Training and Education	5
<i>Forensic Pathologist Fellowship Program</i>	<i>5</i>
<i>Certification Training</i>	<i>5</i>
<i>Death Investigation Training</i>	<i>5</i>
<i>Law Enforcement Education.....</i>	<i>6</i>
<i>Public Education.....</i>	<i>6</i>
<i>OMI Newsletter</i>	<i>6</i>
Grief Services Program	6
Facility Enhancement	7
Organizational Chart.....	7
Figure 1 – Organizational Chart	7
Total Cases – 2002	8
Figure 2 - Total Number of Cases – 1992 -2002	8
Figure 3 Total Cases – Month - 2002	9
Figure 4 - Total Cases - Day - 2002.....	9
Table 1 - Total Reported Cases – Gender - 2002.....	9
Table 2. Total Cases – Race/Ethnicity - 2002.....	10
Figure 5 – Total Cases - Age - 2002.....	10
Table 3. Total Cases – Autopsy Status - 2002	10
Table 4 - Total Cases -Case Distribution - 2002.....	11
Table 5. New Mexico Death Rates and OMI Cases - 2002	12
Cause and Manner of Death - 2002	13
Figure 6. Total Cases - Manner of Death - 2002	13
Figure 7. – Total Cases - Manner of Death – Month - 2002.....	14
Figure 8. – Total Cases – Manner of Death – Day - 2002	14
Table 5. Total Cases – Manner of Death – Gender - 2002	15
Figure 9. Total Cases – Manner of Death – Gender - 2002	15
Table 6. Total Cases – Manner of Death – Age - 2002	16
Figure 10. Total Cases – Manner of Death – Race/Ethnicity - 2002	17
Figure 11. Total Cases – Manner of Death - Ten Year Summary	17
Table 7. County of Injury	18
Figure 12. Deaths by County of Injury	19
Table 7. County of Residence.....	20
Figure 13. Deaths by County of Residence	21
Overview – Cause of Death	22
Table 8. Cause of Death Alphabetic Sort	22
Table 9. - Cause of Death – Numeric Sort.....	24

Overview – Manner of Death - Natural Deaths	26
Figure 14. Natural Deaths – Gender - Age	26
Figure 15. Natural Deaths - Race/Ethnicity	26
Figure 15. Natural Deaths 1992 - 2002.....	27
Overview – Manner of Death – Accidental Deaths.....	27
Figure 16. Accidental Deaths – Gender - Age	27
Figure 17. Accidental Deaths - Race/Ethnicity.....	28
Figure 18. Accidental Deaths 1992 - 2002	28
Table 10. Accidental Deaths Alphabetic Sort.....	29
Table 11. Accidental Deaths – Numeric Sort	31
Table 12. Accidental Deaths – County of Pronouncement 1992- 2002.....	33
Accidental Deaths – Summary	33
Overview Manner of Death – Suicide Deaths.....	34
Figure 19. Suicide Deaths – Gender - Age	34
Figure 20. Suicide Deaths - Race/Ethnicity	34
Figure 21. Suicide Deaths 1992 - 2002.....	35
Figure 22. Suicide Deaths 2002.....	35
Table 13. Suicide Deaths – Alphabetic Sort	36
Table 14. Suicide Deaths – Numeric Sort.....	36
Table 15. Suicide Deaths – County of Residence.....	37
Suicide Deaths - Summary	37
Overview – Manner of Death – Homicide Deaths	38
Figure 23. Homicide Deaths –Gender - Age	38
Figure 24. Homicide Deaths - Race/Ethnicity	38
Figure 25. Homicide Deaths 1992 -2002.....	39
Figure 26. Homicide Deaths - Method	39
Table 16. Homicide Deaths – Alphabetic Sort	40
Table 17. Homicide Deaths – Numeric Sort.....	40
Table 18. Homicide Deaths – County of Residence	41
Homicide Deaths - Summary.....	41
Overview – Manner of Death – Undetermined Deaths	42
Figure 27. Undetermined Deaths – Gender - Age	42
Figure 28. Undetermined Deaths - Race/Ethnicity	42
Figure 29. Undetermined Deaths 1992 - 2002.....	43
Table 19. Undetermined Deaths – Numeric Sort.....	43
Table 20. Undetermined Deaths – Alphabetic Sort	44
Undetermined Manner of Death - Summary	44
Deaths of Children (18 Years of Age and Younger)	45
Figure 30. Children* - Manner of Death	45
Figure 31. Children* - Total Cases – Gender - Age	45
Figure 32 Children* - Manner of Death - Race/Ethnicity	46
Figure 33. Children* - Manner of Death – Race/Ethnicity	46
Table 21 – Children* - Cause of Death – Alphabetic Sort	47
Table 22. Children* - Cause of Death – Numeric Sort.....	48
Overview Children* - Manner of Death - Natural Deaths.....	49
Figure 34. Natural Deaths – Gender - Age	49
Figure 35. Natural Deaths - Race/Ethnicity.....	49
Overview Children* - Manner of Death - Accidental Deaths.....	50
Figure 36. Children* Accidental Deaths – Gender - Age	50
Figure 37. Children* Accidental Deaths - Race/Ethnicity.....	50
Figure 38. Children* Accidental Deaths - Month.....	51
Figure 39. Children* Accidental Deaths - Day.....	51
Table 23. Children* Accidental Deaths – Alphabetic Sort.....	52
Table 24. Children* Accidental Deaths – Numeric Sort	53

Overview Children* - Manner of Death - Suicide Deaths.....	54
Figure 40. Children* Suicide Deaths - Gender - Age	54
Figure 41. Children* Suicide Deaths - Race/Ethnicity	54
Figure 42. Children* Suicide Deaths - Month	55
Figure 43. Children* Suicide Deaths - Day	55
Table 25. Children* Suicide Deaths - Numeric Sort	56
Figure 44. Children* Suicide Deaths - Method	56
Figure 45. Children* Suicide Deaths – 1992 -2002.....	57
Suicide in Children – Summary.....	57
Overview Children* - Manner of Death - Homicide Deaths.....	58
Figure 46. Children* Homicide Deaths - Gender - Age	58
Figure 47. Children* Homicide Deaths - Race/Ethnicity	58
Figure 48. Children* Homicide Deaths - Month	59
Figure 49. Children* Homicide Deaths - Day	59
Table 26. Children* Homicide Deaths Numeric Sort	60
Figure 50. Children* Homicide Deaths - Method	60
Figure 51. Children* Homicide Deaths 1992 - 2002.....	61
Homicide Deaths of Children - Summary	61
Overview Children* - Manner of Death - Undetermined Deaths	62
Table 27. Children* Undetermined Deaths	62
Deaths of Children in New Mexico, 2002 - Summary	62
Ethanol Related Deaths.....	63
Figure 52. Ethanol Related Deaths – Manner of Death	63
Figure 53. Ethanol Related Deaths – Gender - Age.....	63
Figure 54. Ethanol Related Deaths - Race/Ethnicity	64
Ethanol Related Deaths – Accidental Deaths	64
Figure 55. Accidental Deaths – Presence of Ethanol in Decedent.....	64
Table 28. Ethanol Related Deaths – Accidental Deaths – Alphabetic Sort	65
Table 29. Ethanol Related Deaths – Accidental Deaths – Numeric Sort.....	67
Ethanol Related Deaths - Summary.....	68
Ethanol Related Deaths – Suicide Deaths.....	69
Figure 56. Suicide Deaths – Presence of Ethanol in Decedent	69
Table 30. Ethanol Related Deaths – Suicide Deaths – Numeric Sort	69
Ethanol Related Deaths – Homicide Deaths.....	70
Figure 57. Homicide Deaths - Presence of Ethanol in Decedent.....	70
Table 31. Ethanol Related Deaths – Homicide Deaths – Numeric Sort	70
Ethanol Related Deaths – Undetermined Deaths.....	71
Table 32. Ethanol Related Deaths - Undetermined Deaths – Numeric Sort	71
Ethanol Related Deaths – Cause of Death	71
Figure 58. Ethanol Related Deaths - Ethanol Testing - Cause of Death.....	71
Table 33. Ethanol Related Deaths – Cause of Death – Alphabetic Sort	72
Table 34. Ethanol Related Deaths – Cause of Death – Numeric Sort.....	74
Motor Vehicle Related Deaths	76
Figure 59. Motor Vehicle Deaths – Ethanol Present in Decedent – Gender - Age.....	76
Figure 60. Motor Vehicle Related Deaths – Ethanol Present in Decedent - Race/Ethnicity	76
Table 35. Motor Vehicle Related Deaths – Ethanol Present in Decedent.....	77
Table 36. Motor Vehicle Related Deaths – Ethanol Present in Decedent –Seat Belt Use	77
Table 37. Motor Vehicle Related Deaths – Ethanol Present in Decedent – Air Bag Use.....	78
Figure 61. Motor Vehicle Related Deaths – Ethanol Present in Decedent	78
Drug Caused Deaths.....	79
Figure 62. Drug Caused Deaths – Gender - Age	79
Figure 63. Drug Caused Deaths - Race/Ethnicity	79
Figure 64. Drug Caused Deaths – Manner of Death.....	80

Figure 65. Drug Caused Deaths 1992 -2002.....	80
Figure 66. Drug Caused Deaths – Compounds Present in Decedent.....	81
Table 38. Drug Caused Deaths – Manner of Death - Age	81
Drug Caused Deaths – Summary.....	81
Table 39. Drug Caused Deaths – County of Residence.....	82
Table 40. Drug/Physiologically Active Compounds Present in Decedent.....	83
Table 41. Drug Caused Deaths – Cause of Death.....	85
Table 42. Drug Caused Deaths – Cause of Death - Natural	85
Table 43. Drug Caused Deaths – Cause of Death – Unnatural Deaths	86
Table 44. Drug Caused Deaths – Manner of Death	87
Table 45. Drug Caused Deaths – Manner of Death – Accidental Deaths.....	88
Table 46. Drug Caused Deaths – Manner of Death – Suicide Deaths	89
Table 47. Drug Caused Deaths – Manner of Death – Undetermined Deaths	89
Drug Involved Deaths	90
Figure 66. Drug Involved Deaths – Gender - Age.....	90
Figure 67. Drug Involved Deaths - Race/Ethnicity	90
Figure 68. Drug Involved Deaths – Manner of Death	91
Figure 69. Drug Involved Deaths – Drug/Compound Present in Decedent.....	91
Table 48. Drug Involved Deaths – Cause of Death	92
Table 49. Drug Involved Deaths – Manner of Death – Accidental Deaths	93
Table 50. Drug Involved Deaths – Manner of Death – Suicide Deaths.....	93
Table 51. Drug Involved Deaths – Manner of Death – Homicide Deaths	94
Table 52. Drug Involved Deaths – Manner of Death – Undetermined Deaths	94
Drug Involved Deaths - Summary	94
Glossary	95

* 18 years of age and younger

Introduction

The Office of the Medical Investigator (OMI) investigates any death occurring in the State of New Mexico that is sudden, violent, untimely, unexpected, or where a person is found dead and the cause of death is unknown. In 2002, New Mexico had a total of 14,114 deaths. OMI performed services for a total of 5,087 deaths. A detailed breakout of the case distribution can be found in this report.

This report is presented in two sections. The first section of the report summarizes the activity of the OMI. The second presents data routinely collected by the OMI in a manner that answers questions related to mortality and public health from a medical examiner's perspective. The tables and figures included in the report are designed to be self-explanatory, and we hope you find them easy to read and understand. Definitions can be found in the Glossary and may provide assistance with the terminology encountered in the report. Readers with special interests, needs, or whose questions are not answered by this report, may contact the Computer and Information Services Section of the OMI. Additionally, we encourage interested researchers to contact the Bureau of Vital Statistics for complete mortality statistics.

Comments or suggestions concerning the content, format, or clarity of the report are always welcome.

Preparation for the Annual Report

The OMI data from which this report was compiled are maintained on a Digital Equipment Corporation AlphaStation 400 computer, running DEC standard MUMPS language and database management system and is located at the University of New Mexico Health Sciences Center in Albuquerque. OMI staff Sarah Lathrop, DVM, Ph.D., Jean Durka, and James Perrings using MUMPS and Microsoft Office2000, Professional prepared this report. UNM Health Sciences Center – Digital Printing and Document Services printed the final distribution copy

Overview – Office of the Medical Investigator - 2002

The Office of the Medical Investigator (OMI) was created by the New Mexico State Legislature in 1972 and became operational in 1973. Replacing the county coroner system, the OMI was tasked¹ with investigating all reportable deaths occurring in New Mexico, to subsequently determine the cause and manner of death in such cases, and to provide formal death certification.

¹ NMSA Statue 24-11-1, et seq., and 7-NMAC 3.2.8

Reportable Deaths:

Those deaths to be reported to the OMI include all deaths occurring in New Mexico as outlined below regardless of where or when the initial injuring event occurred.

- Any death that occurs suddenly and unexpectedly, that is, when the person has not been under medical care for significant heart, lung or other disease.
- Any death suspected to be due to violence, i.e., suicidal, accidental or homicidal injury, regardless of when or where the injury occurred.
- Any death suspected to be due to alcohol intoxication or the result of exposure to toxic agents.
- Any death of a resident housed in a county or state institution, regardless of where death occurs. This refers to any ward of the state or individual placed in such a facility by legal authorization.
- Any death of a person in the custody of law enforcement officers.
- Any death of a person in a nursing home or other private institution without recent medical attendance.
- Any death that occurs unexpectedly during, in association with, or as a result of diagnostic, therapeutic, surgical, or anesthetic procedures.
- Deaths alleged to have been caused by an act of malpractice.
- Deaths suspected to be involved with the decedent's occupation.
- Deaths unattended by a physician.
- Any death due to neglect.
- Any stillbirth of 20 or more weeks' gestation unattended by a physician.
- Any maternal death to include death of a pregnant woman regardless of the length of the pregnancy, and up to six weeks postdelivery, even where the cause of death is unrelated to the pregnancy.
- Any death of an infant or child where the medical history has not established some pre-existing medical condition.
- Deaths, which are possibly, directly or indirectly, attributable to environmental exposure, not otherwise specified.
- Any death suspected to be due to infectious or contagious disease wherein the diagnosis and extent of disease at the time of death are undetermined.
- Any death occurring under suspicious circumstances.
- Any death in which there is doubt as to whether or not it is a medical investigator's case should be reported.

Statutory Duty:

The OMI Policy Manual, derived from statute, requires the OMI to perform the following duties in all cases of reportable deaths:

- Receive all reports of sudden, unexpected or unexplained deaths.
- Respond to all sudden, unexpected or unexplained deaths.
- In the absence of a physician, pronounce death.
- Take custody of the body and all articles on or near the body.
- Maintain the chain of custody of the body and all articles obtained there from.

- Conduct an investigation leading to the determination of the cause and manner of death.
- Obtain toxicology samples from the body when indicated, and arrange for necessary tests upon those samples that will aid in the determination of cause and manner of death; maintain the proper chain of custody and evidence on those samples; store those samples for an appropriate period of time.
- Certify the cause and manner of death and forward written certification to designated agencies.
- Properly dispose of human remains through release to family or designated and authorized entities.
- Provide accurate identification of all human remains when possible.
- Cooperate with authorized agencies having involvement with death investigation.
- Provide professional, objective testimony in state and local courts of law.
- Define procedures that establish fees for services and material provided by the Office of the Medical Investigator.
- Define procedures to reimburse all parties providing services to the Office of the Medical Investigator.
- Establish and maintain a disaster plan outlining the role of OMI staff.
- Maintain records of each official death investigation and provide reports to official agencies.

The above duties are exclusive of deaths that occur on tribal or federal land. The OMI provides consulting services for requesting agencies such as the Bureau of Indian Affairs (BIA), Federal Bureau of Investigations (FBI), Tribal Law Enforcement or neighboring state jurisdictions.

The OMI is designated as a special program within the Department of Pathology at the University of New Mexico School of Medicine. A Board of Medical Investigations, comprised of the Dean of the UNM School of Medicine, the Chief of the New Mexico State Police, the Secretary of Health and Environment Department and the Chairman of the New Mexico Thanatopractice was established to oversee and develop policy. The Board appoints the Chief Medical Investigator, a physician licensed in New Mexico, trained in Pathology and Forensic Medicine, who has responsibility for operations.

The program operates out of the Central Office located in the UNM Health Sciences Center in Albuquerque, New Mexico. The Central Office directs all investigative activities statewide. Specially trained and certified Field Deputy Medical Investigators (FDMI) conduct field investigations. Every county in New Mexico has FDMI's who conduct investigations at the scene of death to collect information used to determine jurisdiction, possible cause and manner of death, and in the absence of a physician provide the pronouncement of death. The FDMI's contact the Central Office and present the results of each investigation to Central Office Deputy Medical Investigators who make the ultimate decisions regarding jurisdiction and the need for further medicolegal investigation. All autopsy services are conducted in the Central Office and are performed by forensic pathologists with the assistance of morphology services. The New Mexico State Laboratory provides the majority of toxicology services with some specialized tests sent to other laboratories. All documentation is archived at the Central Office and is available as provided for by public record statutes and regulations.

Such a strongly defined and professionally staffed system provides investigative agencies, the medical community and the citizens of New Mexico with standardized death investigation protocols and a central repository for the information compiled during those medicolegal investigations. The centralization of these services has proven valuable in many areas of public concern including:

- Criminal investigations (Ex. homicide or child abuse)
- Protection of public health from environmental hazards and the spread of infectious disease
- Surveillance and reporting of deaths that may represent bioterrorist activities
- Medical and statistical research contributing to positive preventative measures (Seat Belt Laws)
- Expert testimony in court cases
- Proper certification of death
- Services to families of the deceased persons (Grief Intervention Program)

Program Summary and Highlights for 2002

Investigative Activity:

In 2002, New Mexico had 13,532 deaths, of which 4,799 deaths met the criteria to become a reportable death. The OMI provided investigative services for those 4,799 deaths and based on investigations retained jurisdiction over 3,085 deaths, relinquishing jurisdiction of 1,714 deaths to private physicians. An additional 288 deaths were investigated as a consultation service resulting in a total caseload of 5,087 medicolegal investigations. A granular examination of the case distribution is presented in the section Overview - Total Cases - 2002 beginning on page 8.

Additional Investigation Facts:

Deputy Medical Investigators throughout New Mexico

- Traveled 56,493 miles (one way) responding to 4,799 deaths
- Performed 2,923 field external examinations

OMI Toxicology:

- 2,177 OMI cases with toxicology requests
- 4,977 test requests
- 12,069 specimens submitted for analysis

“Doe” and/or missing person cases:

- 269 “Doe” cases
- 252 “Doe” cases identified (96%)
- 104 Forensic Anthropology examinations
- 156 Forensic Odontology examinations
- 0 Cases identified by DNA
- 17 “Doe” cases unidentified
- 11 Missing person reports

Training and Education

At the OMI, training and education is an integral part of day-to-day operations. The OMI is designated as a special program within the Department of Pathology at the University of New Mexico School of Medicine. The staff pathologists are faculty members with the School of Medicine and are expected to participate in training of medical students, residents and fellows, as well as conduct research activity to further advance the science of forensic medicine.

Forensic Pathologist Fellowship Program

The OMI Forensic Pathologist Fellowship Program is accredited and is considered one of the best in the country. The fellowship is a one-year in-depth training program in forensic pathology. Applicants must have completed an accredited residency program in anatomical or anatomical/clinical pathology. Four positions for this competitive program are available each year and are generally filled three years in advance.

Certification Training

All OMI deputy medical investigators are required to become certified to perform a death investigation. The OMI provides this training for the deputy medical investigators throughout New Mexico and in the past year, 18 individuals successfully completed the training and received certification. Upon request, OMI will provide the certification training to other medical investigators, coroners and law enforcement agencies for adaptation to the needs of their local systems. (Ex. Native American police officers)

Specialized training and certification is offered to hospice and home health care personnel. This training permits agency personnel to function as Deputy Medical Investigator–Designates, performing the formal pronouncement of death and documenting the in-home deaths of terminally ill individuals. 90 agencies statewide, with over 670 RN's, participate in this voluntary program and typically pronounce approximately 2,700 deaths each year.

Death Investigation Training

2002 brought a significant change in how Death Investigation Training was conducted by the OMI. Training was restructured to a regional format with workshops held in different locales and dates throughout New Mexico, rather than conducting a single training session in Albuquerque. 192 representatives from the medical examiner, law enforcement and health care professions from throughout the nation participated in the training with a curriculum designed to present the most current facets of death investigations.

Law Enforcement Education

Death investigation training is provided at the New Mexico State Police Academy, the New Mexico Law Enforcement Academy, the Bernalillo County Sheriff's Office Training Academy and the Albuquerque Police Academy. In addition, specialized training is provided to individual police departments at their request.

Public Education

OMI staff conducts in-service training throughout the state for a wide variety of agencies. Examples of agencies include Department of Health, funeral homes, hospitals, correction facilities, the EMS training site, state search and rescue groups and professional/advanced degree classes at New Mexico Universities. Approximately 1000 individuals participated in the in-service training program.

Additionally, OMI staff provided tours and presentations to over 1,500 students from middle and high schools throughout New Mexico; the Albuquerque Technical Vocational Institute; and UNM medical and health programs.

OMI Newsletter

The OMI Newsletter is published quarterly and sent to OMI field and central office staff, funeral homes, and hospice and home health care agencies. The newsletter conveys information regarding updates in legislation and/or policy and procedure, as well as provides education in areas of disaster management, scene investigation and personnel issues.

Grief Services Program

The Grief Services Program (GSP) was established in 1975. Initially, the program provided crisis intervention and education to families whose child died as a result of Sudden Infant Death Syndrome (SIDS). The program has continually expanded its mission and now provides services to all New Mexico families following pregnancy loss or the sudden and unexpected death of a young person under 25 years of age. Additionally, the GSP provides grief education and training throughout New Mexico for agencies such as law enforcement, emergency responders, nurses, mental health providers, teachers and other groups who request such training. In 2002 the GSP provided:

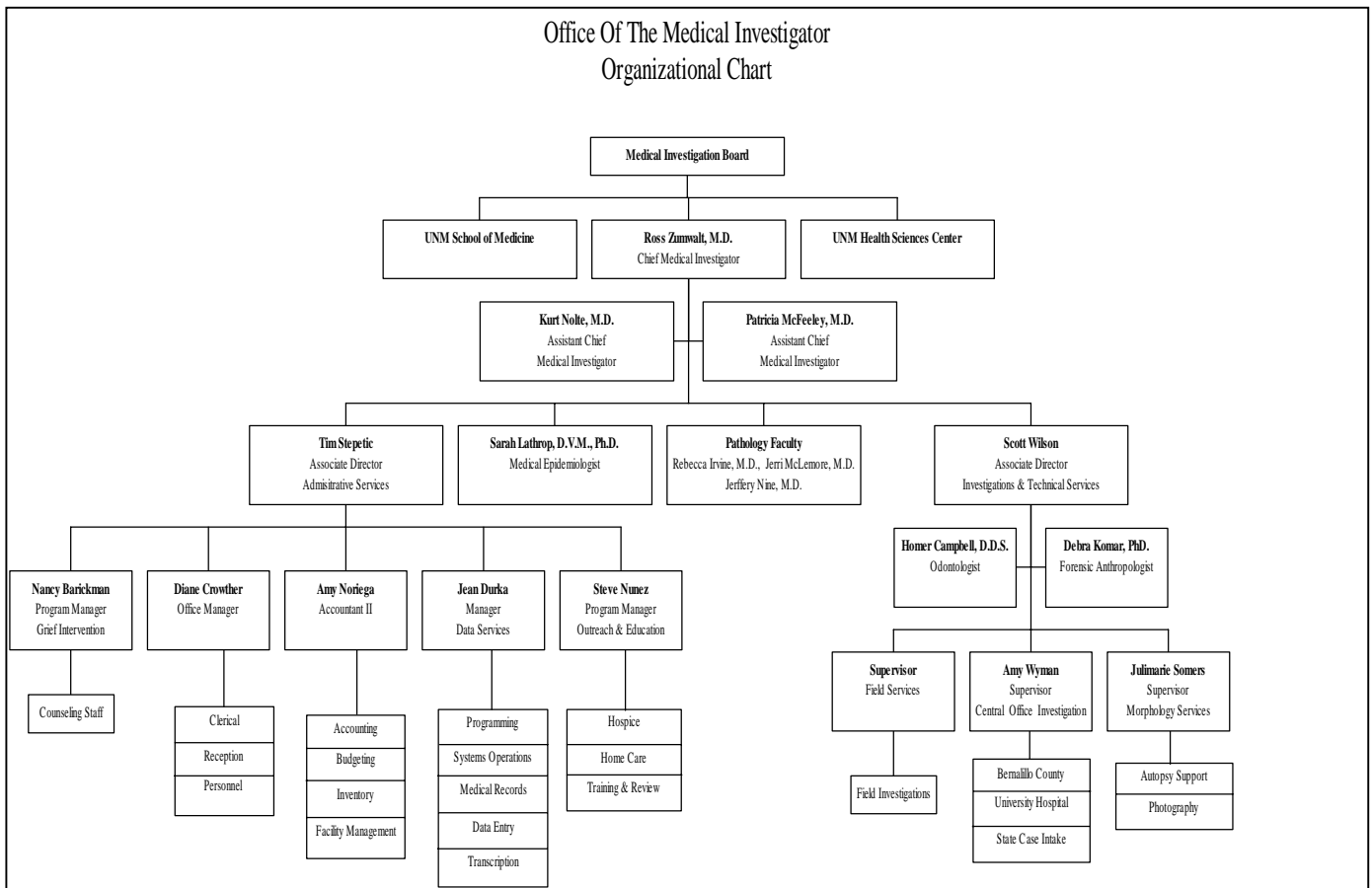
- Intervention for 3,500 clients
- Facilitated 195 support groups
- Training for 600 professional associates.

Facility Enhancement

In 2002, the State Legislature appropriated \$3 million to fund the conceptual and physical designs, and full site planning for a new quad-laboratory building to house the OMI, the State Diagnostic Laboratory, the State Veterinary Diagnostic Services, and the State Crime Laboratory. The contract to produce this work was awarded competitively to a consortium of DCSW Architects, Inc.; Perkins & Will; Harley Ellis + Hera; and B2HK. The design package was presented to the State Legislature at the end of the year.

Organizational Chart

Figure 1 – Organizational Chart



Total Cases – 2002

The remainder of this report will present data routinely collected by the OMI in a manner that answers questions regarding mortality and public health. The tables and charts summarize data collected on every medicolegal investigation, including consultation cases that the OMI conducted for this reporting period. The data, a subset of total mortality figures, present findings on cases that come to the attention of forensic pathology. Readers who need complete mortality figures are encouraged to contact the State Center for Health Statistics – Office of New Mexico Vital Records and Health Statistics, New Mexico Department of Health.

Figure 2 - Total Number of Cases – 1992 -2002

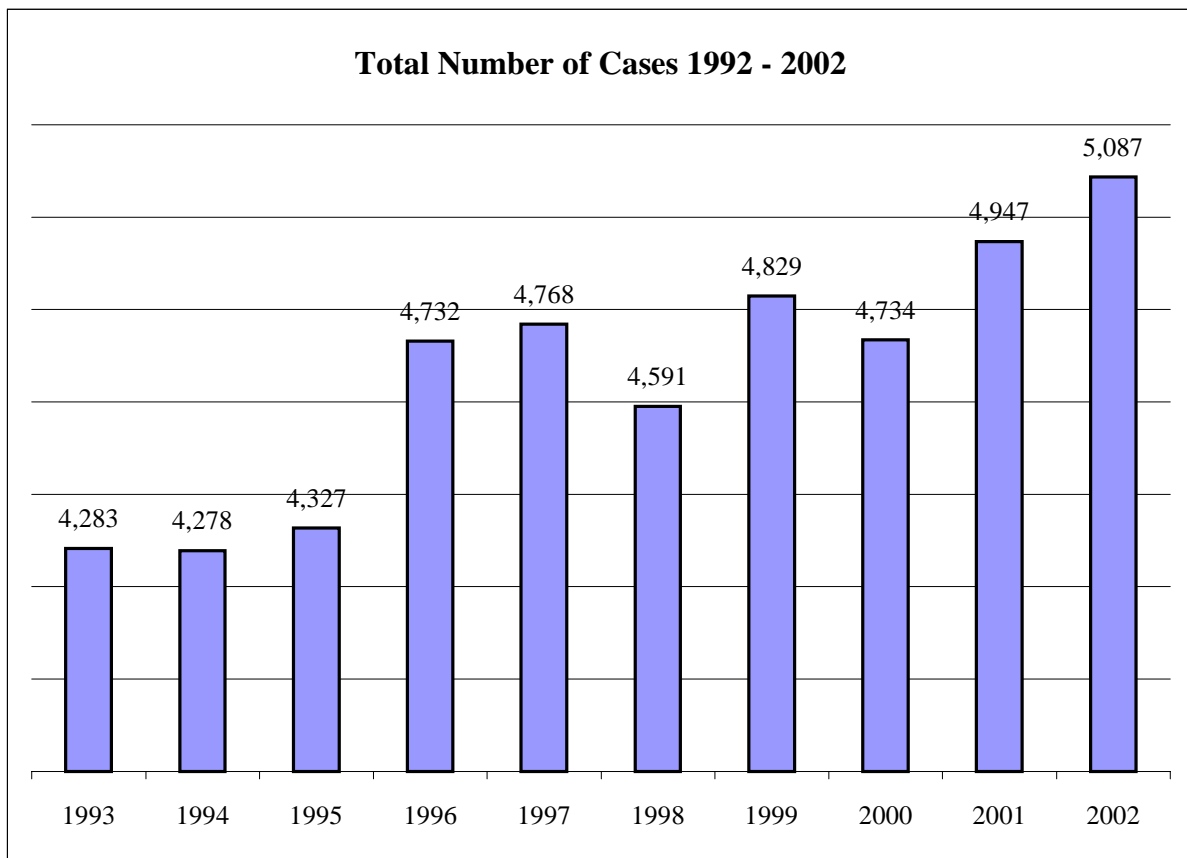


Figure 3 Total Cases – Month - 2002

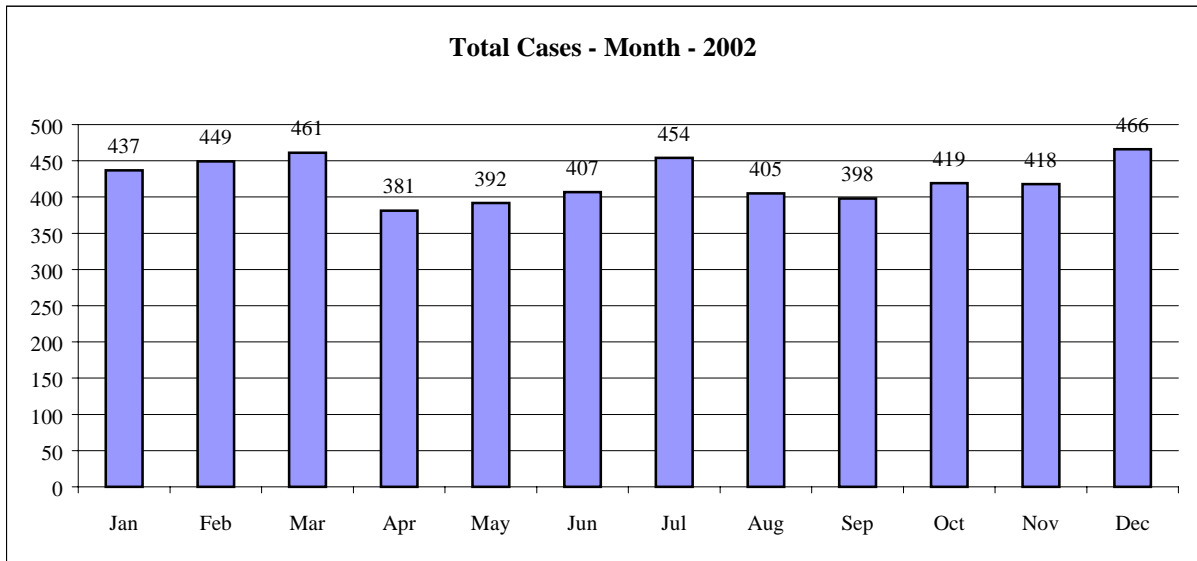


Figure 4 - Total Cases - Day - 2002

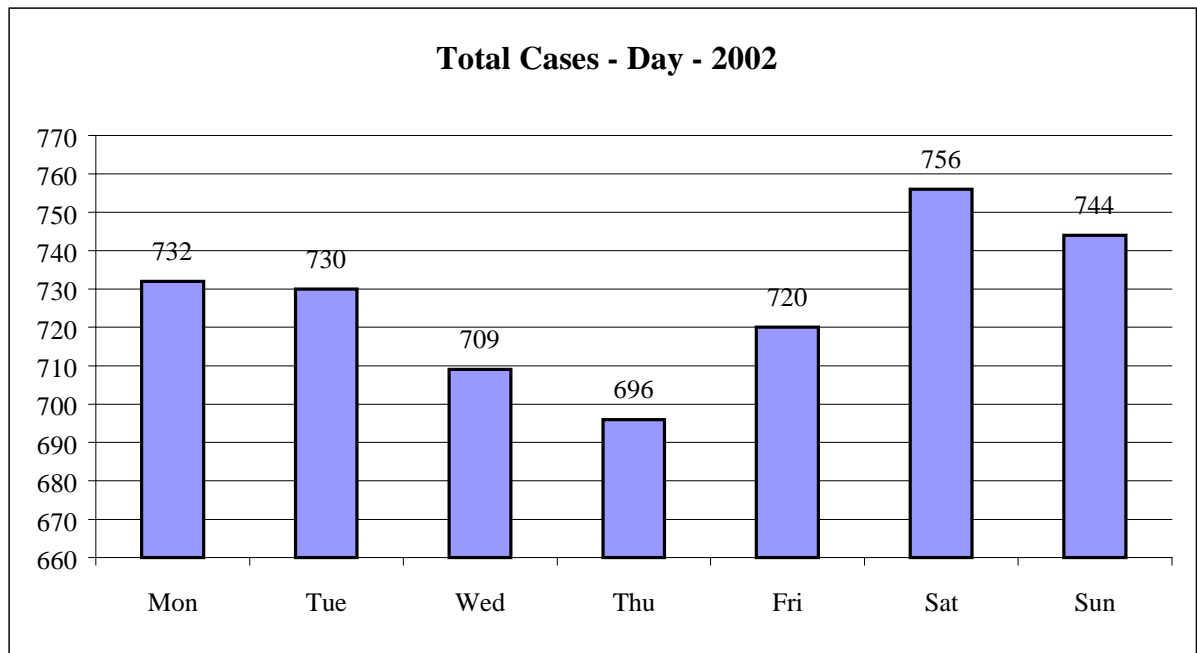


Table 1 - Total Reported Cases – Gender - 2002

Female	Male	Unknown	Total
1766	3287	34	5087

Table 2. Total Cases – Race/Ethnicity - 2002

Total Cases - Ethnicity - 2002						
White	Hispanic	Native American	African American	Asian	Unknown	Total
2676	1701	476	94	19	121	5087

Figure 5 – Total Cases - Age - 2002

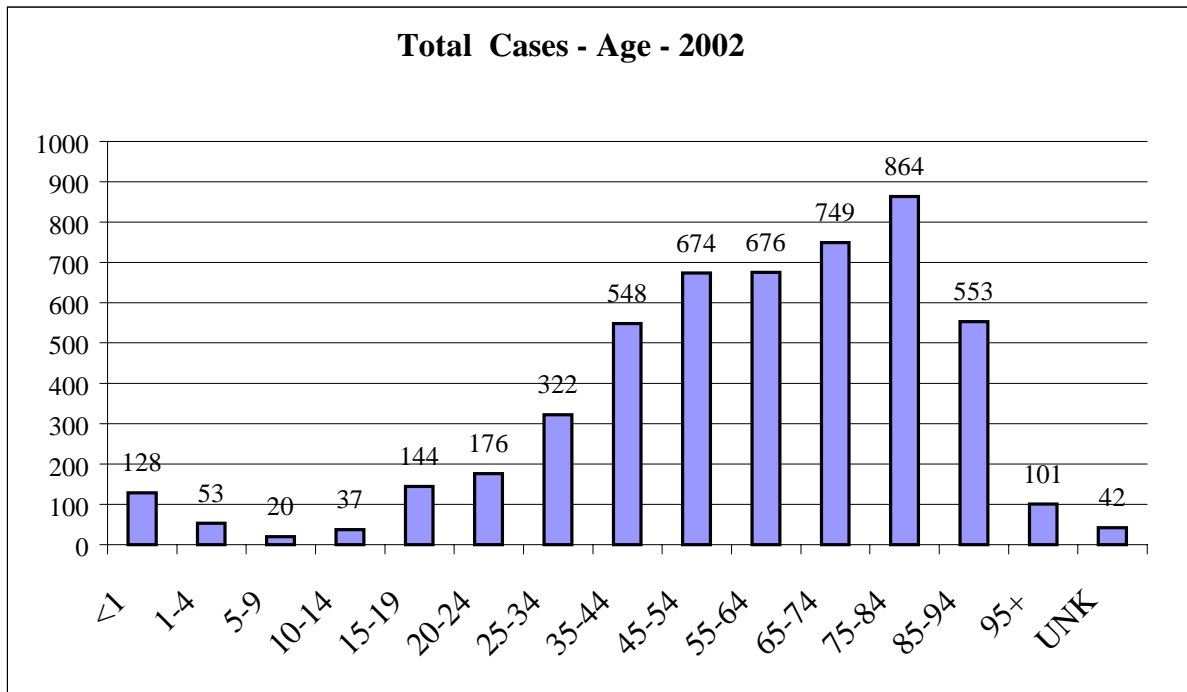


Table 3. Total Cases – Autopsy Status - 2002

Autopsy Status - 2002						
Autopsy	Manner of Death					Total
	Natural	Accident	Suicide	Homicide	Undetermined	
Yes	586	740	288	190	72	1,876
No	2,593	493	68	0	57	3,211
Total	3,179	1,233	356	190	129	5,087

Table 4 - Total Cases -Case Distribution - 2002

Case Distribution - 2002					
Type of Case	Manner of Death	Autopsy		Percentage Autopsied	Total
		Yes	No		
Medical Investigator	Natural	497	858	36.7%	1,355
	Accident	662	472	58.4%	1,134
	Suicide	277	61	82.0%	338
	Homicide	162	0	100.0%	162
	Undetermined	66	48	57.9%	114
	Subtotal		1,664	1,439	53.6%
Terminated Jurisdiction	Natural	1	1695	0.1%	1,696
	Accident	0	0	0.0%	0
	Suicide	0	0	0.0%	0
	Homicide	0	0	0.0%	0
	Undetermined	0	0	0.0%	0
	Subtotal		1	1,695	0.1%
Reported Deaths		1,665	3,134		4,799
Consultation Cases	Natural	88	40	68.8%	128
	Accident	21	78	21.2%	99
	Suicide	11	7	61.1%	18
	Homicide	0	28	0.0%	28
	Undetermined	6	9	66.7%	9
	Subtotal		126	162	43.8%
Total		1,791	3,296		5,087

Table 5. New Mexico Death Rates and OMI Cases - 2002

Death Rates and Total Cases - New Mexico - 2002					
County of Residence	Population¹	Deaths*	Death Rate (Per 100,000 population)	OMI Cases	Ratio of OMI Cases
Bernalillo	573,675	4,405	768	1840	0.42
Catron	3,523	37	1,050	15	0.41
Chaves	60,177	626	1,040	161	0.26
Cibola	26,221	193	736	76	0.39
Colfax	14,189	155	1,092	52	0.34
Curry	45,022	377	837	104	0.28
DeBaca	2,132	30	1,407	13	0.43
Dona Ana	178,664	1,129	632	306	0.27
Eddy	51,139	545	1,066	123	0.23
Grant	30,237	308	1,019	127	0.41
Guadalupe	4,545	53	1,166	38	0.72
Harding	751	13	1,731	2	0.15
Hidalgo	5,343	53	992	34	0.64
Lea	55,655	445	800	91	0.20
Lincoln	19,814	164	828	74	0.45
Los Alamos	18,305	97	530	14	0.14
Luna	25,238	264	1,046	108	0.41
McKinley	73,973	444	600	188	0.42
Mora	5,269	40	759	9	0.23
Otero	61,577	456	741	139	0.30
Quay	9,811	119	1,213	32	0.27
Rio Arriba	41,049	333	811	145	0.44
Roosevelt	18,121	160	883	43	0.27
San Juan	96,071	757	788	258	0.34
San Miguel	120,367	278	231	148	0.53
Sandoval	29,674	618	2,083	131	0.21
Santa Fe	134,525	792	589	267	0.34
Sierra	12,988	221	1,702	92	0.42
Socorro	18,043	126	698	40	0.32
Taos	30,785	240	780	148	0.62
Torrence	16,664	106	636	43	0.41
Union	3,934	52	1,322	13	0.25
Valencia	67,578	478	707	125	0.26
New Mexico Residents	1,855,059	14,114	761	4,999	0.35
Non-New Mexico Residents				88	
United States²	288,368,698	2,404,598	834		
Total				5087	

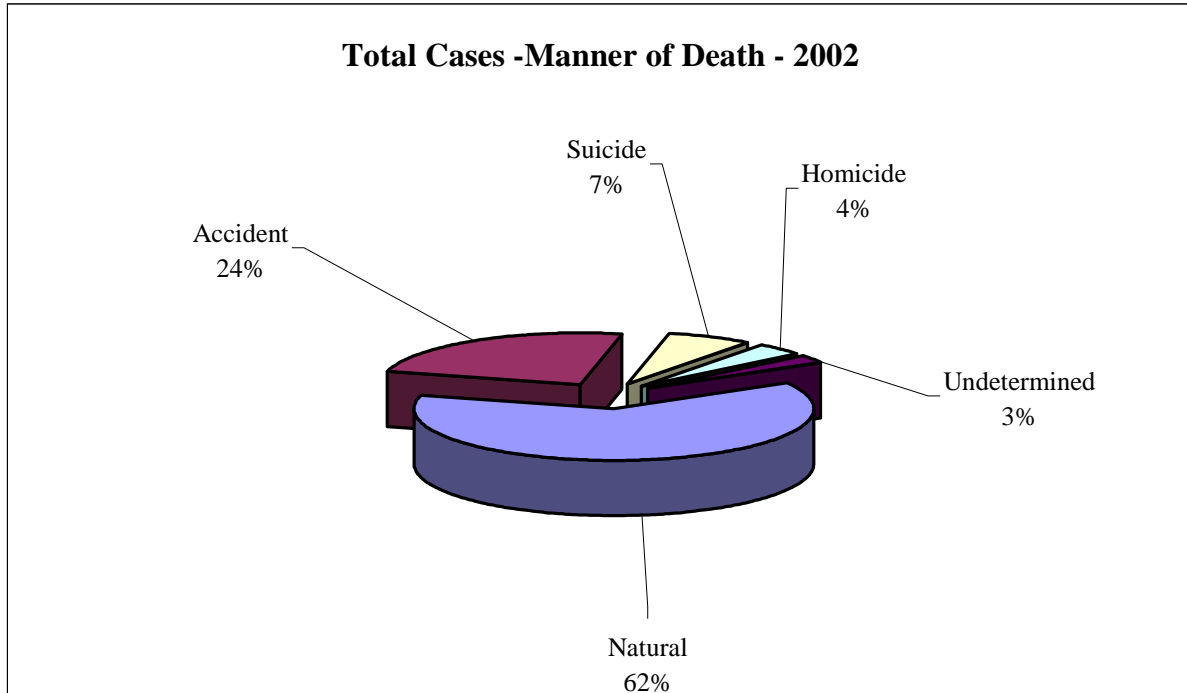
* Data provided by New Mexico Department of Health - Vital Records & Health Statistics

¹ 2002 County Estimates, US Census Bureau

² Data from "Deaths: Preliminary Data for 2000." National Vital Statistics Reports; vol 49 no. 12, National Center for Health Statistics.2001

Cause and Manner of Death - 2002

Figure 6. Total Cases - Manner of Death - 2002



In 2002 OMI investigated 5087 deaths, representing 35% of the estimated total deaths in New Mexico in 2002. Of the deaths investigated by OMI in 2002:

- The total number of deaths investigated represents a 2.8% increase from the 2001 total, and an 18.8% increase since 1993.
- The highest total number of deaths occurred in December, and the fewest in April. More deaths occurred on Saturdays than any other day of the week, and the least on Thursdays.
- The ratio of male to female deaths was 1.86. Decedents classified as non-Hispanic white represented 52.6% of the total, Hispanic 33.4%, Native American 9.4%, African American 1.8% and Asian 0.4%. The racial-ethnic composition of New Mexico was listed in the 2000 census as: 45% non-Hispanic white, 42% Hispanic, 10% Native American, 2% African American, and 1% Asian.
- Of all New Mexico counties, Bernalillo had the highest total number of deaths investigated, but Guadalupe had the highest percentage of resident deaths investigated (72%).
- While natural deaths contributed the largest portion of OMI deaths investigated (62%), most natural deaths did not fall under the jurisdiction of OMI. Data presented regarding natural deaths should not be interpreted as representative of all natural deaths in New Mexico.

Figure 7. – Total Cases - Manner of Death – Month - 2002

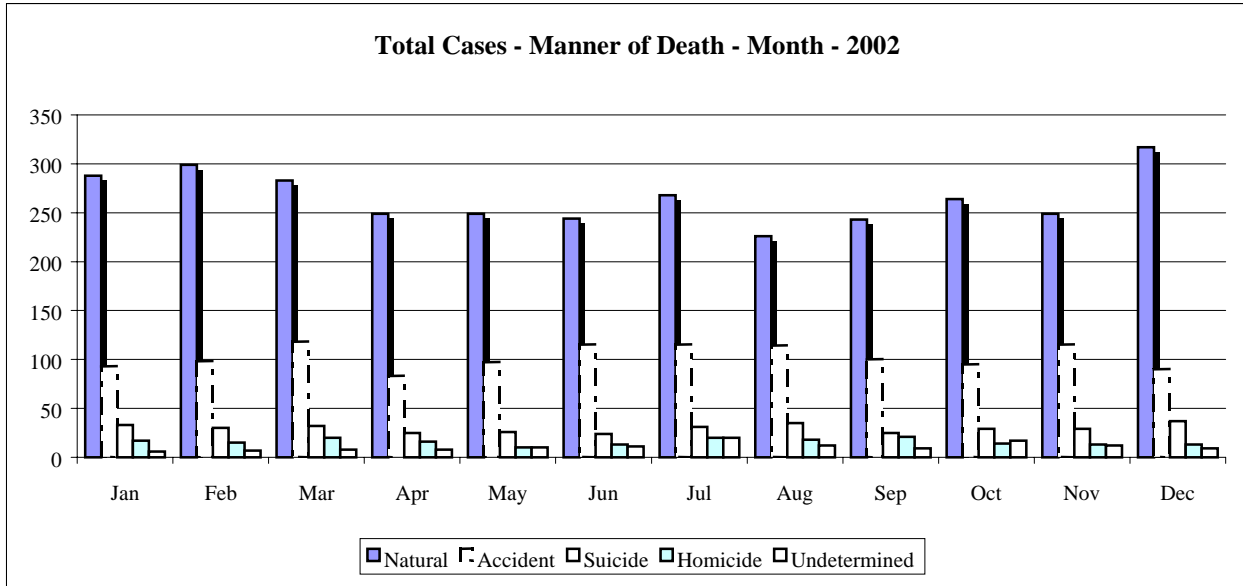


Figure 8. – Total Cases – Manner of Death – Day - 2002

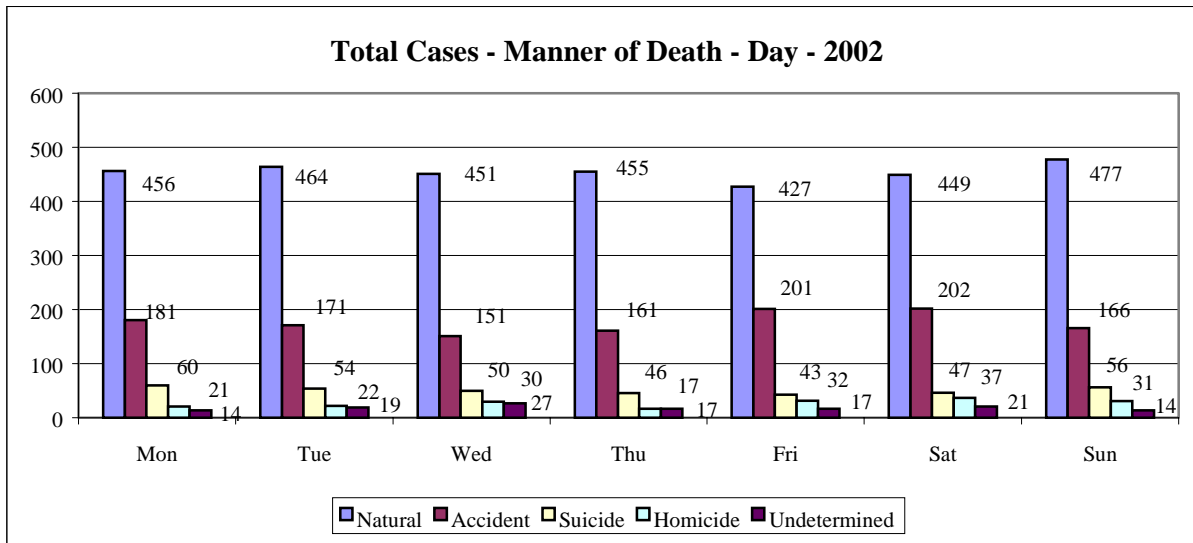


Table 5. Total Cases – Manner of Death – Gender - 2002

Gender	Manner of Death					Total
	Natural	Accident	Suicide	Homicide	Undetermined	
Female	1,242	382	63	45	34	1,766
Male	1,935	851	293	145	63	3,287
Unknown	2	0	0	0	32	34
Total	3,179	1,233	356	190	129	5,087

Figure 9. Total Cases – Manner of Death – Gender - 2002

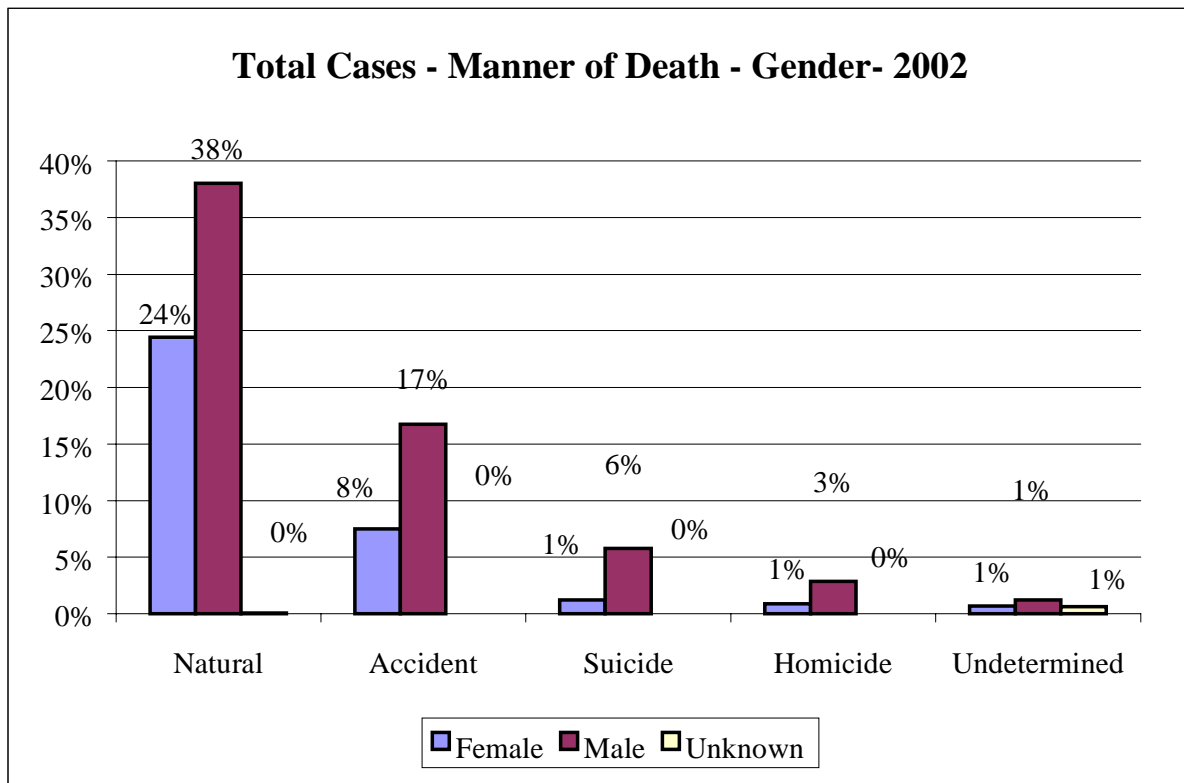


Table 6. Total Cases – Manner of Death – Age - 2002

		Total Cases - Age at Death - 2002						
Gender	Age	Manner of Death					Total	
		Natural	Accidents		Suicide	Homicide		Undetermined
			Motor Vehicle	Non-Motor Vehicle				
Female	<1	49	1	0	0	1	3	54
	1-4	9	3	3	0	2	1	18
	5-9	3	4	1	0	1	0	9
	10-14	4	7	1	2	1	0	15
	15-19	4	24	2	5	3	0	38
	20-24	5	17	6	7	3	4	42
	25-34	23	11	15	6	11	2	68
	35-44	44	29	25	19	7	8	132
	45-54	131	17	29	14	6	5	202
	55-64	152	20	11	7	4	4	198
	65-74	225	4	19	0	2	2	252
	75-84	306	6	44	3	3	2	364
	85-94	226	4	66	0	1	1	298
	95+	60	0	11	0	0	0	71
	UNK	1	2	0	0	0	2	5
	Subtotal	1,242	149	233	63	45	34	1,766
Male	<1	66	0	3	0	1	2	72
	1-4	18	7	1	0	7	2	35
	5-9	4	6	1	0	0	0	11
	10-14	5	11	2	0	2	2	22
	15-19	11	44	14	19	16	2	106
	20-24	8	51	24	24	22	5	134
	25-34	33	51	70	52	36	12	254
	35-44	125	60	127	64	31	8	415
	45-54	246	37	97	59	21	12	472
	55-64	347	42	42	37	4	6	478
	65-74	414	24	39	15	2	2	496
	75-84	422	13	46	13	2	4	500
	85-94	209	1	34	10	0	1	255
	95+	26	1	3	0	0	0	30
	UNK	1	0	0	0	1	3	5
	Subtotal	1,935	348	503	293	145	61	3,285
Unknown		2	0	0	0	0	34	36
Total		3,179	497	736	356	190	129	5,087

Figure 10. Total Cases – Manner of Death – Race/Ethnicity - 2002

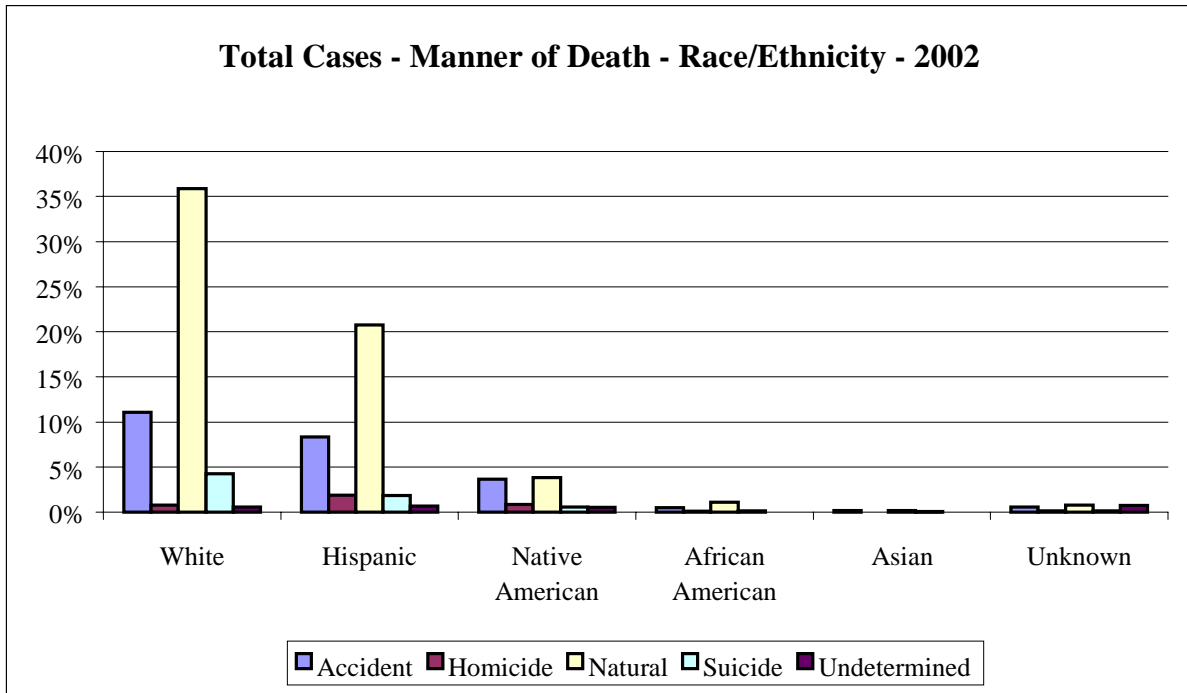


Figure 11. Total Cases – Manner of Death - Ten Year Summary

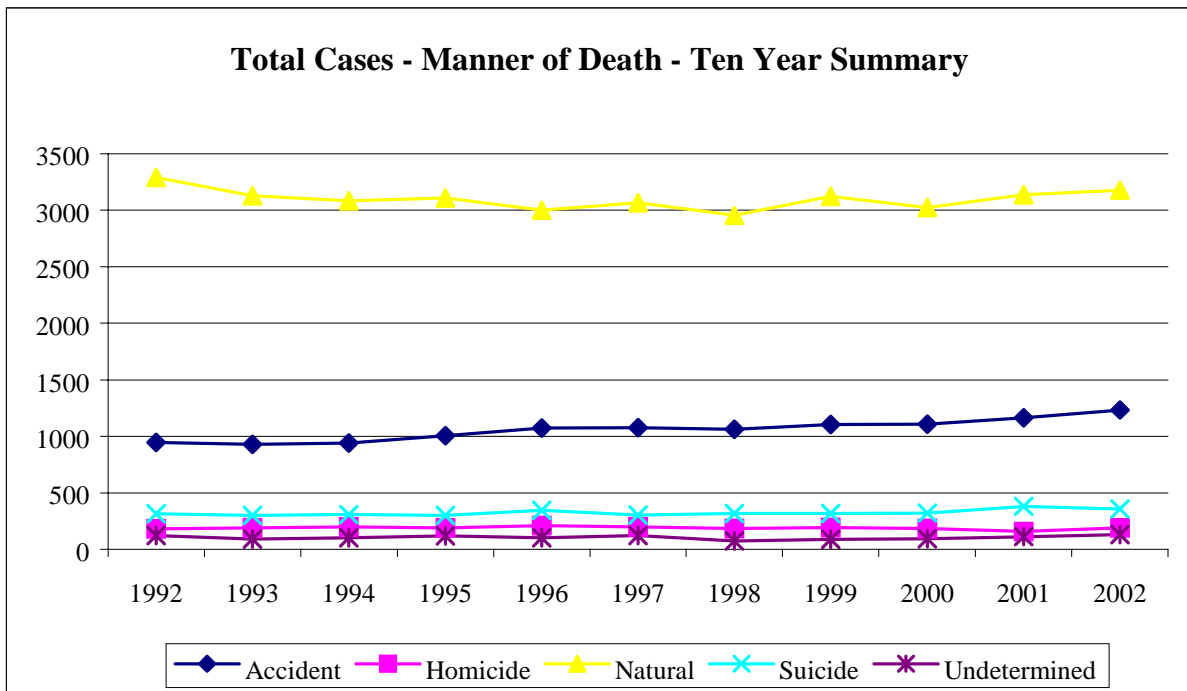


Table 7. County of Injury

Total Cases - County of Injury - 2002

County of Injury	Manner of Death					Total
	Natural	Accident	Suicide	Homicide	Undetermined	
Bernalillo	0	361	110	66	23	560
Catron	0	3	2	2	0	7
Chaves	0	29	10	9	0	48
Cibola	0	19	4	2	3	28
Colfax	0	12	6	2	1	21
Curry	0	13	3	5	1	22
DeBaca	0	5	2	0	1	8
Dona Ana	0	56	27	9	8	100
Eddy	0	27	13	6	0	46
Grant	0	17	7	2	2	28
Guadalupe	0	17	1	0	0	18
Harding	0	2	0	0	0	2
Hidalgo	0	10	1	0	1	12
Lea	0	20	7	5	0	32
Lincoln	0	31	10	1	1	43
Los Alamos	0	6	0	0	0	6
Luna	0	18	11	5	5	39
McKinley	0	71	9	11	4	95
Mora	0	4	1	1	2	8
Otero	0	24	13	4	4	45
Quay	0	18	0	0	0	18
Rio Arriba	0	54	11	4	1	70
Roosevelt	0	9	2	1	0	12
San Juan	0	86	19	6	3	114
San Miguel	0	27	8	6	1	42
Sandoval	0	33	15	6	2	56
Santa Fe	0	90	25	6	2	123
Sierra	0	15	6	1	1	23
Socorro	0	13	5	2	2	22
Taos	0	30	9	4	2	45
Torrance	0	12	5	1	0	18
Union	0	4	0	0	0	4
Valencia	0	37	10	3	0	50
Non-Resident	0	55	4	18	1	78
Unknown	0	5	0	2	58	65
Natural Deaths	3,179					3,179
Total		1,233	356	190	129	5,087

Figure 12. Deaths by County of Injury

**Deaths By County of Injury
New Mexico 2002**
Includes Accidents, Suicides, Homicides and Undetermined Deaths

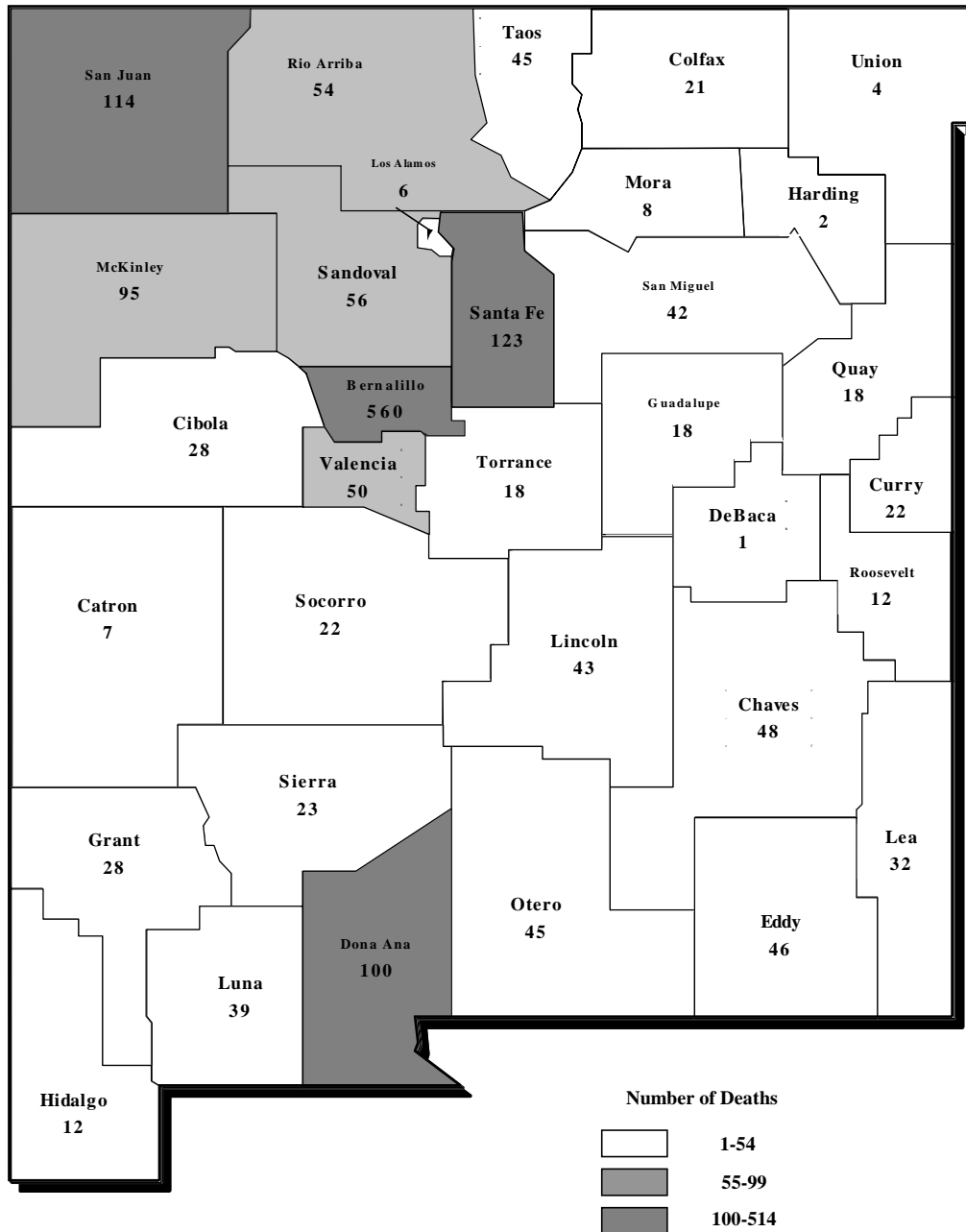


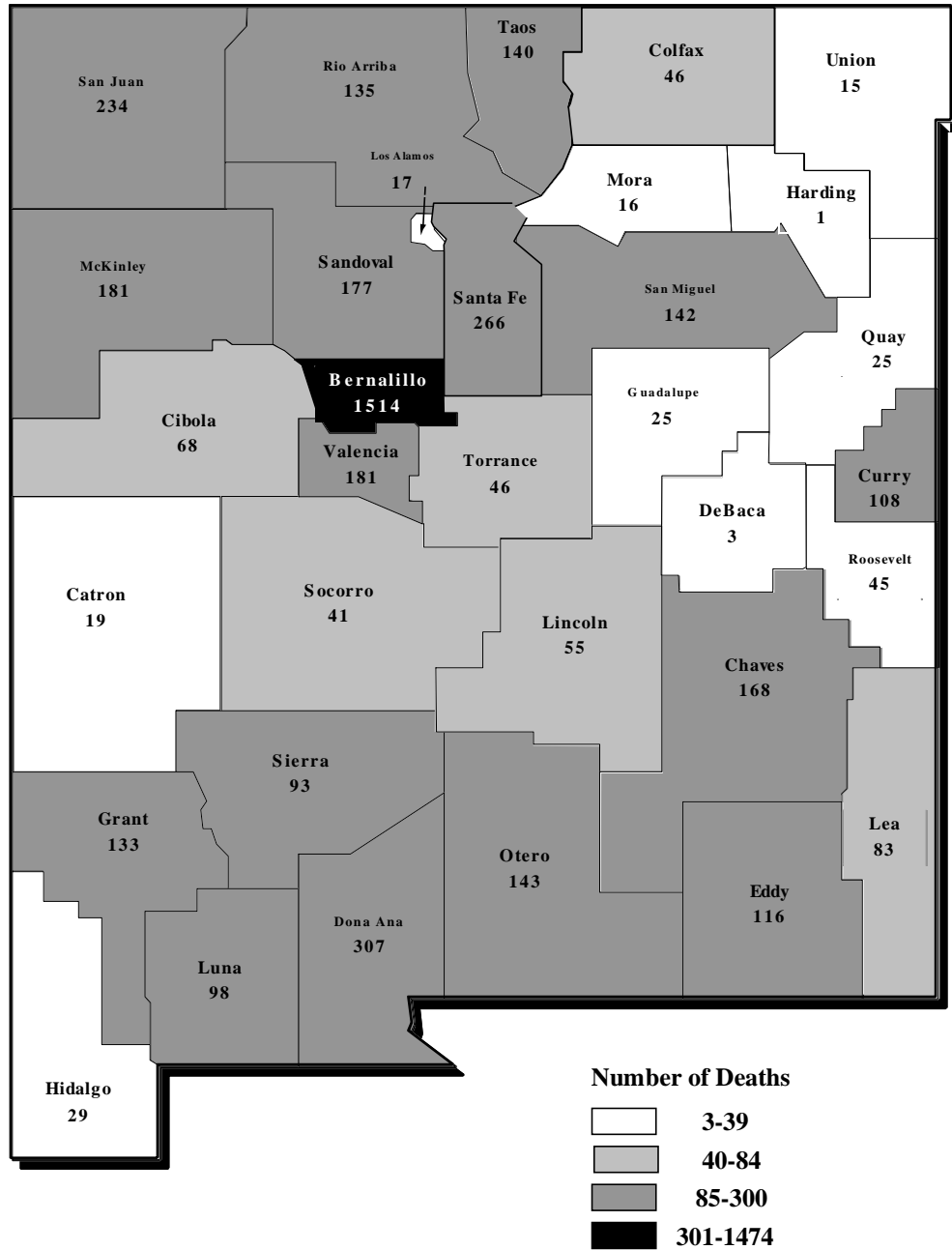
Table 7. County of Residence

County of Residence - New Mexico - 2002

County of Residence	Manner of Death					Total
	Natural	Accident	Suicide	Homicide	Undetermined	
Bernalillo	957	360	104	64	29	1,514
Catron	13	2	1	2	1	19
Chaves	120	27	10	9	2	168
Cibola	48	12	5	2	1	68
Colfax	31	5	7	2	1	46
Curry	81	18	2	6	1	108
DeBaca	5	2	1	0	0	8
Dona Ana	217	51	24	7	8	307
Eddy	72	24	13	6	1	116
Grant	108	15	6	1	3	133
Guadalupe	19	4	1	0	1	25
Harding	0	1	0	0	0	1
Hidalgo	24	3	1	0	2	30
Lea	56	15	7	5	0	83
Lincoln	32	12	8	1	2	55
Los Alamos	11	6	0	0	0	17
Luna	70	11	11	5	1	98
McKinley	95	62	7	11	6	181
Mora	5	2	1	1	0	9
Otero	99	22	13	5	4	143
Quay	13	9	0	0	0	22
Rio Arriba	73	46	11	3	2	135
Roosevelt	32	11	2	0	0	45
San Juan	126	72	20	6	10	234
San Miguel	107	20	8	4	3	142
Sandoval	110	42	13	6	6	177
Santa Fe	146	87	27	4	2	266
Sierra	72	12	6	2	1	93
Socorro	25	9	6	1	0	41
Taos	104	22	7	4	3	140
Torrance	30	9	5	1	1	46
Union	8	0	0	0	0	8
Valencia	125	42	11	2	1	181
Non-Resident	145	198	18	30	37	428
Total	3,179	1,233	356	190	129	5,087

Figure 13. Deaths by County of Residence

**Deaths By County of Residence
New Mexico 2002
Includes All Manners of Death**



Overview – Cause of Death

Table 8. Cause of Death Alphabetic Sort

Total Cases - Cause of Death - 2002

Alphabetic Sort

	Total Cases	Autopsied	Dictated External	Investigation/Field Examination
Natural Deaths				
Acquired Immune Deficiency Syndrome	9	0	0	9
Adverse reaction (allergy)	1	1	0	0
Alzheimers Disease	57	4	0	53
Aneurysm	33	12	0	21
Arthritis	4	0	0	4
Aspiration	2	1	0	1
Asthma	13	9	0	4
Blood disorders	4	2	0	2
Carcinoma	289	24	6	259
Cerebrovascular	114	22	2	90
Chronic Obstructive Pulmonary Disease	154	10	7	137
Congenital Defect	36	11	3	22
Dehydration	5	4	0	1
Diabetes	51	7	3	41
Emboli	33	19	0	14
Emphysema	29	0	0	29
Epilepsy	25	22	1	2
Ethanolism	75	31	14	30
Gastrointestinal Hemorrhage	75	32	12	31
Heart Disease	1,592	192	161	1,239
Hepatic failure	61	15	4	42
History of Illness or Injury	8	3	2	3
Hodgkin's disease	1	0	0	1
Hypertension	104	20	16	68
Intrauterine Fetal Death	32	11	1	20
Leukemia	14	2	0	12
Malnutrition	4	2	1	1
Maternal and Fetal Complications of Birth	7	4	1	2
Medical Treatment	6	5	0	1
Meningitis	6	3	0	3
Multiple Organ Failure	3	2	0	1
Natural- Other	117	39	4	74
Obesity	12	5	2	5
Obstruction (blockage)	5	2	0	3
Pancreas	5	4	0	1
Parkinson's disease	7	0	0	7
Pneumonia	160	69	10	81
Prematurity	25	4	0	21
Presumably natural disease	2	1	0	1
Pulmonary Edema	2	0	0	2
Renal Failure	52	7	0	45

-Continued on the Next Page

Total Cases - Cause of Death - 2002 Cont.

Alphabetic Sort

	Total Cases	Autopsied	Dictated External	Investigation/Field Examination
Natural Deaths				
Respiratory Distress Syndrome	27	9	2	16
Sepsis	58	31	4	23
Spontaneous Hemorrhage	7	3	0	4
Sudden Infant Death Syndrome	14	14	0	0
Subtotal	3,340	658	256	2,426
Unnatural Deaths				
Asphyxia	45	37	2	6
Aspiration	5	3	1	1
Carbon Monoxide Intoxication	28	21	7	0
Child abuse	2	2	0	0
Drowning	40	39	1	0
Electrocution	4	3	1	0
Ethanol (alcohol) Intoxication	15	15	0	0
Exposure	22	22	0	0
Exsanguination	9	7	1	1
Gunshot Wound	314	272	19	23
Hanging	64	45	11	8
Head and Neck Injuries	219	104	50	65
Multiple Injuries	507	252	89	166
Narcotic Abuse	1	1	0	0
Stab Wound	41	41	0	0
Subdural Hematoma	15	6	3	6
Substance Intoxication	294	284	7	3
Thermal Injuries (burns)	21	13	8	0
Unnatural-Other	15	10	0	5
Subtotal	1661	1177	200	284
Undetermined Deaths				
Skeletal/Mummified Remains	18	16	2	0
Consult Request Withdrawn	45	22	1	22
Subtotal	63	38	3	22
Uncertifiable Cases				
Insufficient Remains for Determination of Death	1	0	0	1
Non-Human Remains	12	1	0	11
Skeletal Remains- Ancient	9	2	0	7
Uncoded	1	0	0	1
Subtotal	23	3	0	20
Total	5,087	1,876	459	2,752

Table 9. - Cause of Death – Numeric Sort

Total Cases - Cause of Death - 2002

By Highest Value

	Total Cases	Autopsied	Dictated External	Investigation/Field Examination
Natural Deaths				
Heart Disease	1,592	192	161	1,239
Carcinoma	289	24	6	259
Pneumonia	160	69	10	81
Chronic Obstructive Pulmonary Disease	154	10	7	137
Natural- Other	117	39	4	74
Cerebrovascular	114	22	2	90
Hypertension	104	20	16	68
Gastrointestinal Hemorrhage	75	32	12	31
Ethanolism	75	31	14	30
Hepatic failure	61	15	4	42
Sepsis	58	31	4	23
Alzheimers Disease	57	4	0	53
Renal Failure	52	7	0	45
Diabetes	51	7	3	41
Congenital Defect	36	11	3	22
Aneurysm	33	12	0	21
Emboli	33	19	0	14
Intrauterine Fetal Death	32	11	1	20
Emphysema	29	0	0	29
Respiratory Distress Syndrome	27	9	2	16
Epilepsy	25	22	1	2
Prematurity	25	4	0	21
Leukemia	14	2	0	12
Sudden Infant Death Syndrome	14	14	0	0
Asthma	13	9	0	4
Obesity	12	5	2	5
Acquired Immune Deficiency Syndrome	9	0	0	9
History of Illness or Injury	8	3	2	3
Maternal and Fetal Complications of Birth	7	4	1	2
Spontaneous Hemorrhage	7	3	0	4
Parkinson's disease	7	0	0	7
Medical Treatment	6	5	0	1
Meningitis	6	3	0	3
Obstruction (blockage)	5	2	0	3
Dehydration	5	4	0	1
Pancreas	5	4	0	1
Malnutrition	4	2	1	1

-Continued on the Next Page

Total Cases - Cause of Death - 2002 Cont.

By Highest Value

	Total Cases	Autopsied	Dictated External	Investigation/Field Examination
Natural Deaths				
Arthritis	4	0	0	4
Blood disorders	4	2	0	2
Multiple Organ Failure	3	2	0	1
Aspiration	2	1	0	1
Presumably natural disease	2	1	0	1
Pulmonary Edema	2	0	0	2
Hodgkin's disease	1	0	0	1
Adverse reaction (allergy)	1	1	0	0
Subtotal	3,340	658	256	2,426
Unnatural Deaths				
Multiple Injuries	507	252	89	166
Gunshot Wound	314	272	19	23
Substance Intoxication	294	284	7	3
Head and Neck Injuries	219	104	50	65
Hanging	64	45	11	8
Asphyxia	45	37	2	6
Stab Wound	41	41	0	0
Drowning	40	39	1	0
Carbon Monoxide Intoxication	28	21	7	0
Exposure	22	22	0	0
Thermal Injuries (burns)	21	13	8	0
Subdural Hematoma	15	6	3	6
Unnatural-Other	15	10	0	5
Ethanol (alcohol) Intoxication	15	15	0	0
Exsanguination	9	7	1	1
Aspiration	5	3	1	1
Electrocution	4	3	1	0
Child abuse	2	2	0	0
Narcotic Abuse	1	1	0	0
Subtotal	1,661	1,177	200	284
Undetermined Deaths				
Undetermined After Autopsy and/or Investigation	18	17	1	0
Skeletal/Mummified Remains	45	21	2	22
Uncertifiable Cases				
Non-Human Remains	12	1	0	11
Skeletal Remains- Ancient	9	2	0	7
Insufficient Remains for Determination of Death	1	0	0	1
Uncoded	1	0	0	1
Subtotal	86	41	3	42
Total	5,087	1,876	459	2,752

Overview – Manner of Death - Natural Deaths

Figure 14. Natural Deaths – Gender - Age

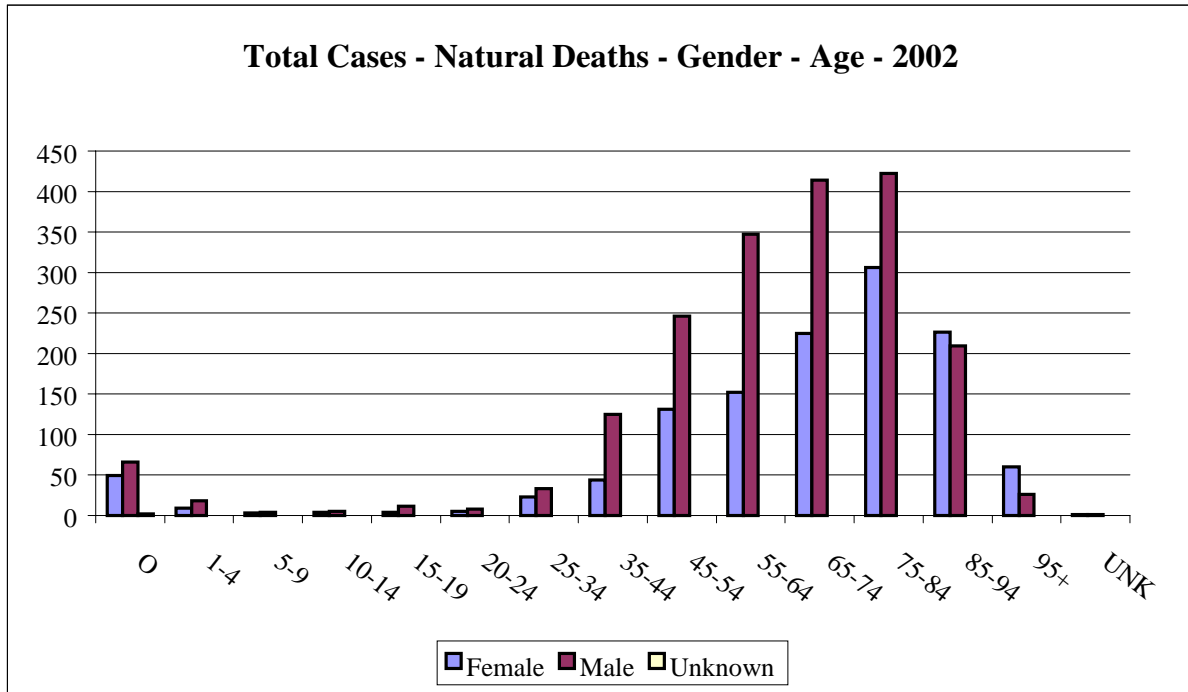


Figure 15. Natural Deaths - Race/Ethnicity

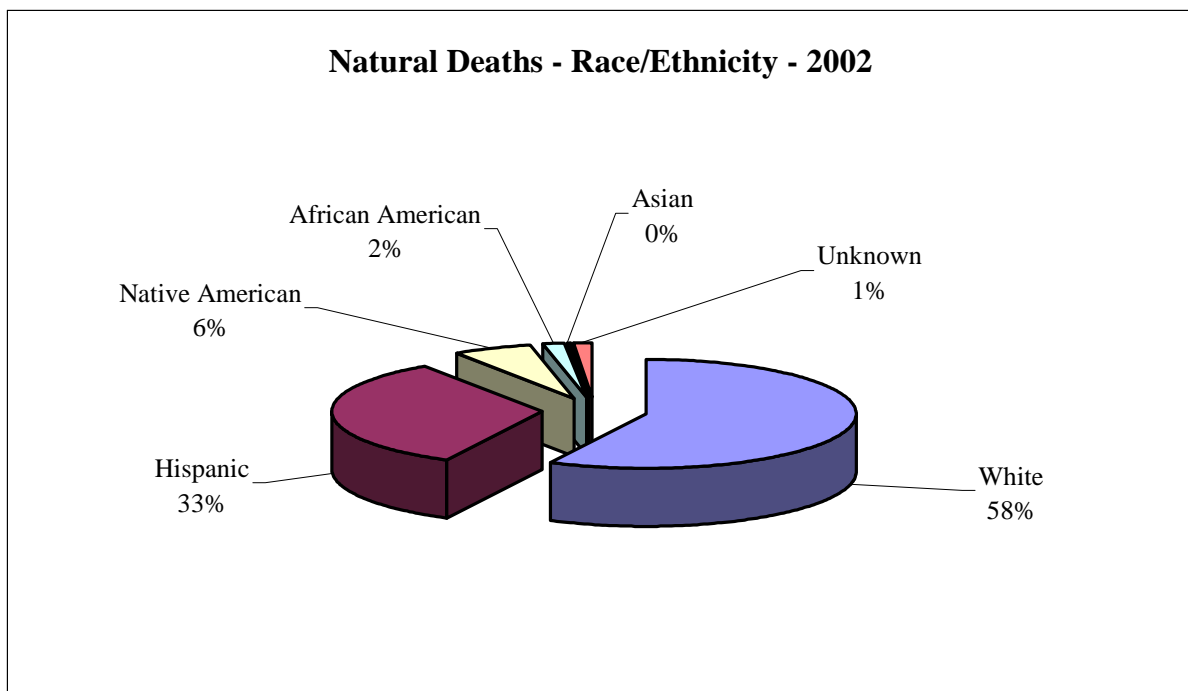
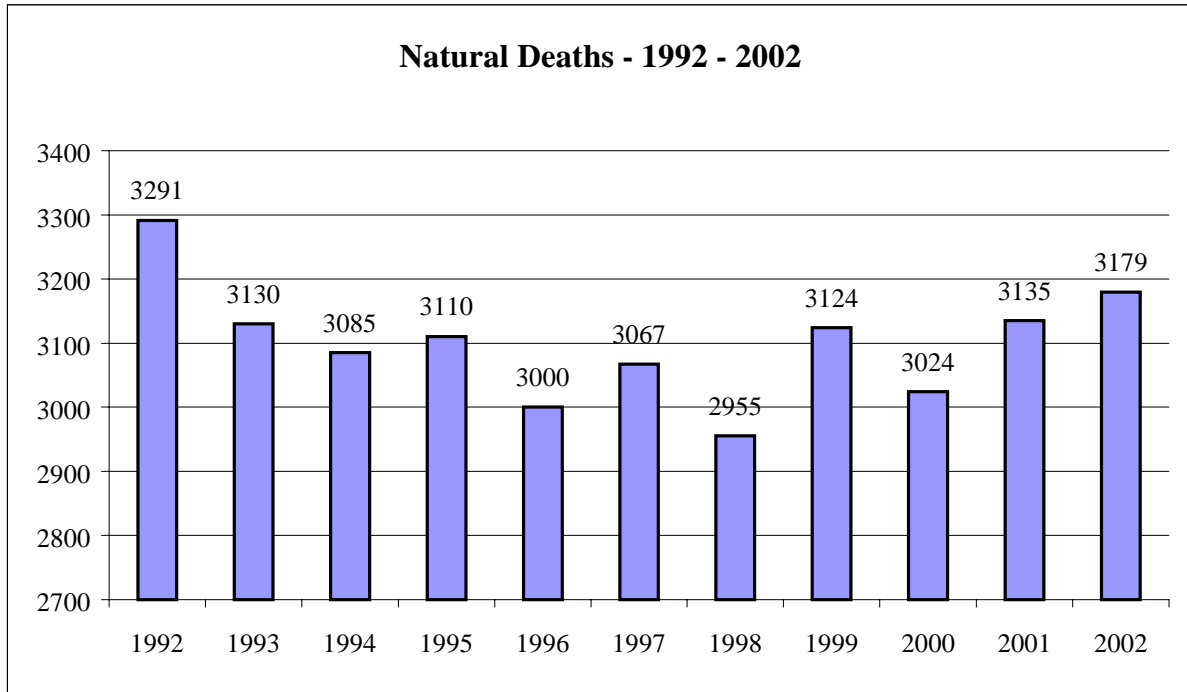


Figure 15. Natural Deaths 1992 - 2002



Please see Table 8 and Table 9 for an Alphabetic and Numeric break down of Natural Deaths.

Overview – Manner of Death – Accidental Deaths

Figure 16. Accidental Deaths – Gender - Age

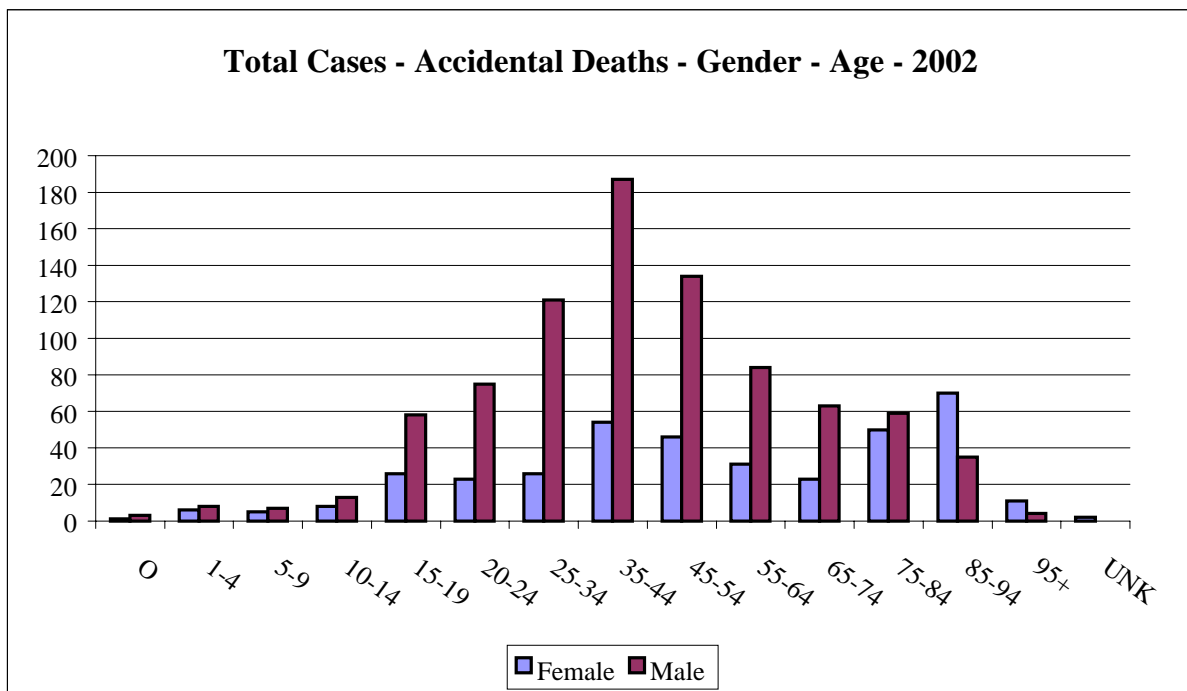


Figure 17. Accidental Deaths - Race/Ethnicity

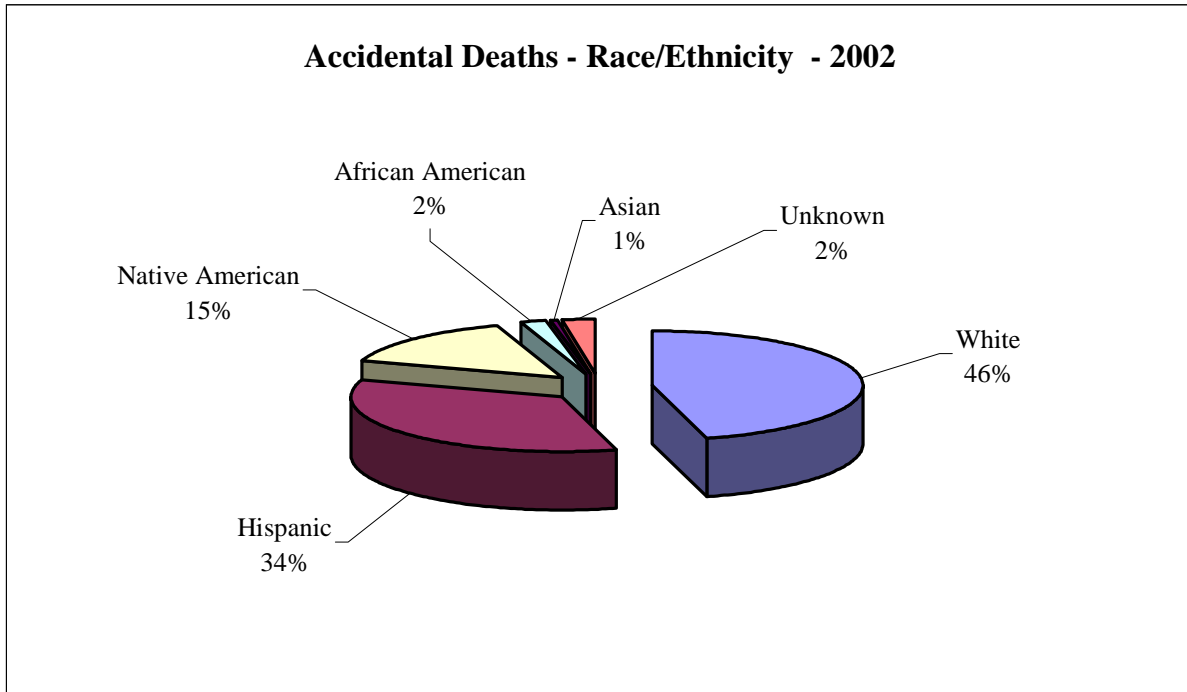


Figure 18. Accidental Deaths 1992 - 2002

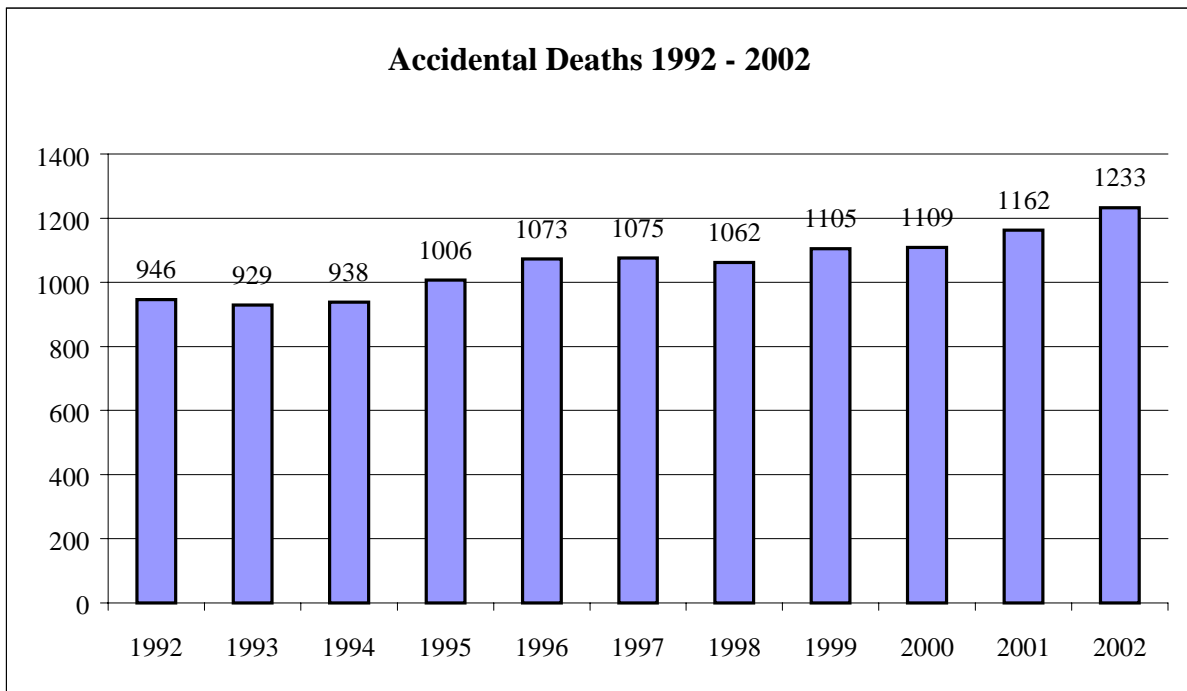


Table 10. Accidental Deaths Alphabetic Sort

Total Cases - Manner of Death -Accidental Deaths - 2002
Alphabetic Sort

Manner of Death - Accident	Total Cases	Autopsied	Dictated External	Investigation/Field Examination
<i>Aircraft</i>				
Passenger in aircraft crash	4	3	0	1
Pilot of aircraft in crash	9	9	0	0
<i>Animal Related</i>				
Animal related (bitten, kicked, trampled)	5	3	1	1
<i>Asphyxia</i>				
Accidental ligature strangulation	1	0	1	0
Choked on foreign object	10	5	0	5
Crushed/suffocated	12	7	1	4
Drowned (non-recreational water accidents)	20	19	1	0
Drowned while swimming (recreational and rescue attempts)	12	12	0	0
<i>Cyclist</i>				
Cyclist non-motor vehicle accident	4	3	1	0
<i>Drug Use</i>				
Ingested alcohol (ethanol)	20	20	0	0
Ingested and/or injected illicit drug(s)	192	188	3	1
Ingested and/or injected prescription medications	69	67	2	0
<i>Electrical</i>				
Contacted electrical current	4	3	1	0
<i>Exposure</i>				
Exposed to cold, heat	21	21	0	0
<i>Fall</i>				
Fall from height	65	21	15	29
Fall from standing height	199	28	43	128
<i>Fire</i>				
Scalded by hot water, hot oil, other agent	1	1	0	0
Victim of explosion	1	1	0	0
Victim of fire	20	13	7	0
<i>Machinery</i>				
Farm or Industrial machinery accident	4	3	0	1
<i>Medical Treatment</i>				
Medical treatment	5	2	1	2
<i>Motor Vehicle</i>				
Cyclist struck by motor vehicle type	4	3	0	1

Total Cases - Manner of Death - Accidental Deaths - 2002 Cont.

Alphabetic Sort

Manner of Death - Accident	Total Cases	Autopsied	Dictated External	Investigation/Field Examination
Motor Vehicle				
Driver of auto in collision with fixed object	16	11	4	1
Driver of auto in collision with other motor vehicle	82	49	15	18
Driver of auto that left roadway	75	34	22	19
Driver of motor vehicle struck by train	1	1	0	0
Driver of motorcycle left roadway	17	4	4	9
Driver of motorcycle in collision with other motor vehicle type	20	11	5	4
Driver of pickup in collision with fixed object	5	1	2	2
Driver of pickup in collision with motor vehicle type	11	7	0	4
Driver of pickup that left roadway	37	17	8	12
Driver of truck in collision with other fixed object	2	1	1	0
Driver of truck in collision with other motor vehicle type	3	2	0	1
Driver of truck that left roadway	11	9	0	2
Passenger in auto in collision with fixed object	7	5	1	1
Passenger in auto in collision with other motor vehicle type	41	22	8	11
Passenger in auto that left roadway	62	30	14	18
Passenger in pickup in collision with fixed object	1	1	0	0
Passenger in pickup in collision with motor vehicle type	8	5	2	1
Passenger in pickup that left roadway	17	10	3	4
Passenger in truck that left roadway	2	1	1	0
Passenger on motorcycle in collision with other motor vehicle type	4	2	0	2
Passenger on motorcycle left roadway	2	1	1	0
Passenger who fell from moving motor vehicle	2	1	0	1
Pedestrian struck by motor vehicle	67	43	9	15
Pedestrian				
Pedestrian struck by non-motor vehicle	1	0	1	0
Poisoned				
Inhaled toxic agent accidentally	5	3	2	0
Inhaled toxic substances to achieve intoxication	1	1	0	0
Poisoned	1	1	0	0
Traumatic Injury				
Accidental discharge of firearm	3	3	0	0
Cut self	1	1	0	0
Received blow/collided with object	3	2	1	0
Struck by moving object	2	1	0	1
Unknown				
Accident-Unknown	41	28	8	5
Total	1,233	740	189	304

Table 11. Accidental Deaths – Numeric Sort

Total Cases - Manner of Death - Accidental Deaths - 2002

By Highest Value

Manner of Death - Accident	Total Cases	Autopsied	Dictated External	Investigation/Field Examination
Fall from standing height	199	28	43	128
Ingested and/or injected illicit drug(s)	192	188	3	1
Driver of auto in collision with other motor vehicle	82	49	15	18
Driver of auto that left roadway	75	34	22	19
Ingested and/or injected prescription medications	69	67	2	0
Pedestrian struck by motor vehicle	67	43	9	15
Fall from height	65	21	15	29
Passenger in auto that left roadway	62	30	14	18
Accident-Unknown	41	28	8	5
Passenger in auto in collision with other motor vehicle type	41	22	8	11
Driver of pickup that left roadway	37	17	8	12
Exposed to cold, heat	21	21	0	0
Ingested alcohol (ethanol)	20	20	0	0
Drowned (non-recreational water accidents)	20	19	1	0
Victim of fire	20	13	7	0
Driver of motorcycle in collision with other motor vehicle type	20	11	5	4
Passenger in pickup that left roadway	17	10	3	4
Driver of motorcycle left roadway	17	4	4	9
Driver of auto in collision with fixed object	16	11	4	1
Drowned while swimming (recreational and rescue attempts)	12	12	0	0
Crushed/suffocated	12	7	1	4
Driver of truck that left roadway	11	9	0	2
Driver of pickup in collision with motor vehicle type	11	7	0	4
Choked on foreign object	10	5	0	5
Pilot of aircraft crash	9	9	0	0
Passenger in pickup in collision with motor vehicle type	8	5	2	1
Passenger in auto in collision with fixed object	7	5	1	1
Inhaled toxic agent accidentally	5	3	2	0
Medical treatment	5	2	1	2
Driver of pickup in collision with fixed object	5	1	2	2
Farm or Industrial machinery accident	4	3	0	1

-Continued on the Next Page

Total Cases - Manner of Death - Accidental Deaths - 2002 Cont.

By Highest Value

Manner of Death - Accident	Total Cases	Autopsied	Dictated External	Investigation/Field Examination
Passenger in aircraft crash	4	3	0	1
Cyclist non-motor vehicle accident	4	3	1	0
Cyclist struck by motor vehicle type	4	3	0	1
Contacted electrical current	4	3	1	0
Passenger on motorcycle in collision with other motor vehicle type	4	2	0	2
Accidental discharge of firearm	3	3	0	0
Fell/thrown from (horse, brahma bull, other riding animal)	3	2	0	1
Driver of truck in collision with other motor vehicle type	3	2	0	1
Received blow/collided with object	3	2	1	0
Animal related (bitten, kicked, trampled)	2	1	1	0
Struck by moving object	2	1	0	1
Passenger who fell from moving motor vehicle	2	1	0	1
Passenger on motorcycle left roadway	2	1	1	0
Passenger in truck that left roadway	2	1	1	0
Driver of truck in collision with other fixed object	2	1	1	0
Pedestrian struck by non-motor vehicle	1	0	1	0
Cut self	1	1	0	0
Poisoned	1	1	0	0
Inhaled toxic substances to achieve intoxication	1	1	0	0
Driver of motor vehicle struck by train	1	1	0	0
Scalded by hot water, hot oil, other agent	1	1	0	0
Victim of explosion	1	1	0	0
Passenger in pickup in collision with fixed object	1	1	0	0
Accidental ligature strangulation	1	0	1	0
Subtotal	1,233	740	189	304

Table 12. Accidental Deaths – County of Pronouncement 1992- 2002
Accidental Deaths - County of Pronouncement 1992 - 2002

County of Residence	Year of Death										
	1992	1993	1994	1995	1996	1997	1998	1999	2000	2001	2002
Bernalillo	300	285	300	336	356	373	393	385	387	415	444
Catron	4	4	2	6	4	2	4	4	7	4	2
Chaves	24	30	29	28	29	40	26	41	28	36	27
Cibola	11	30	21	18	25	18	17	20	27	11	20
Colfax	9	6	10	4	14	6	6	7	16	15	12
Curry	18	8	16	14	16	15	20	18	24	17	14
DeBaca	3	0	1	2	3	5	1	4	0	1	5
Dona Ana	64	51	52	60	52	65	53	54	50	58	53
Eddy	22	25	24	31	19	19	36	20	27	24	28
Grant	10	8	23	17	19	15	17	11	18	14	13
Guadalupe	5	4	9	9	17	25	15	6	5	12	14
Harding	0	0	0	0	0	0	0	0	1	1	2
Hidalgo	3	6	4	5	4	9	8	5	7	10	9
Lea	12	21	20	17	25	16	17	22	21	24	20
Lincoln	17	12	13	14	10	15	20	12	10	19	23
Los Alamos	4	1	4	2	2	5	0	4	8	9	4
Luna	13	8	18	13	12	24	15	20	15	17	17
McKinley	68	54	70	44	58	59	55	59	60	50	65
Mora	3	2	3	6	8	3	2	6	5	2	1
Otero	21	14	18	27	18	22	11	16	24	20	25
Quay	8	13	6	7	18	19	8	17	12	10	17
Rio Arriba	24	37	33	47	45	50	40	57	49	30	54
Roosevelt	4	7	7	6	3	4	11	7	2	4	8
San Juan	69	79	71	63	84	61	75	61	68	90	89
San Miguel	26	29	15	24	24	19	27	13	17	18	25
Sandoval	23	26	17	33	23	21	24	23	21	21	27
Santa Fe	58	64	51	63	69	45	61	91	83	80	94
Sierra	8	16	11	12	9	11	7	13	11	13	13
Socorro	17	12	11	10	16	13	16	18	17	23	11
Taos	18	21	18	17	23	18	20	14	17	33	24
Torrance	7	3	5	24	7	11	9	11	13	16	9
Union	7	7	2	3	1	2	6	4	3	15	4
Valencia	17	23	19	18	20	31	19	31	23	19	21
NonResident	49	23	34	26	40	34	23	31	33	31	39
Total	946	929	937	1006	1073	1075	1062	1105	1109	1162	1233

Accidental Deaths – Summary

Accidental deaths accounted for 24% of the deaths investigated by OMI in 2002, second only to natural deaths as a cause of death. The highest number of accidental deaths was seen in males aged 35-44 years.

Motor vehicle accidents were the most common cause of accidental deaths, with motor vehicles involved in 40.3% of all accidental deaths.

Overview Manner of Death – Suicide Deaths

Figure 19. Suicide Deaths – Gender - Age

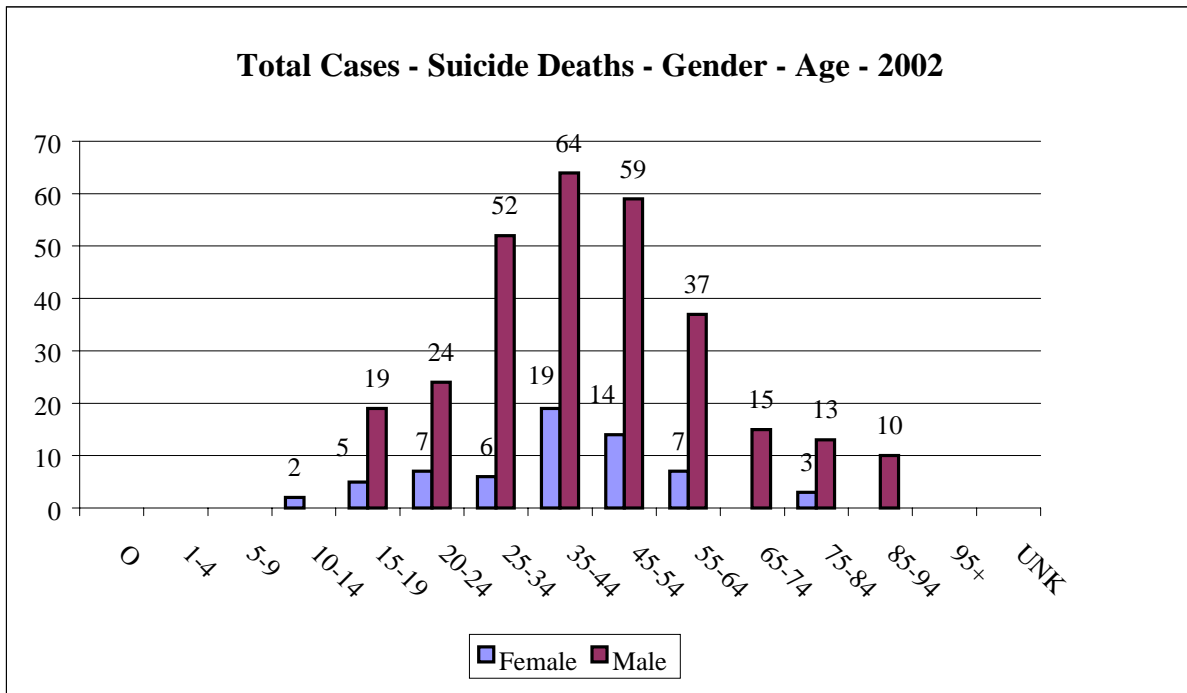


Figure 20. Suicide Deaths - Race/Ethnicity

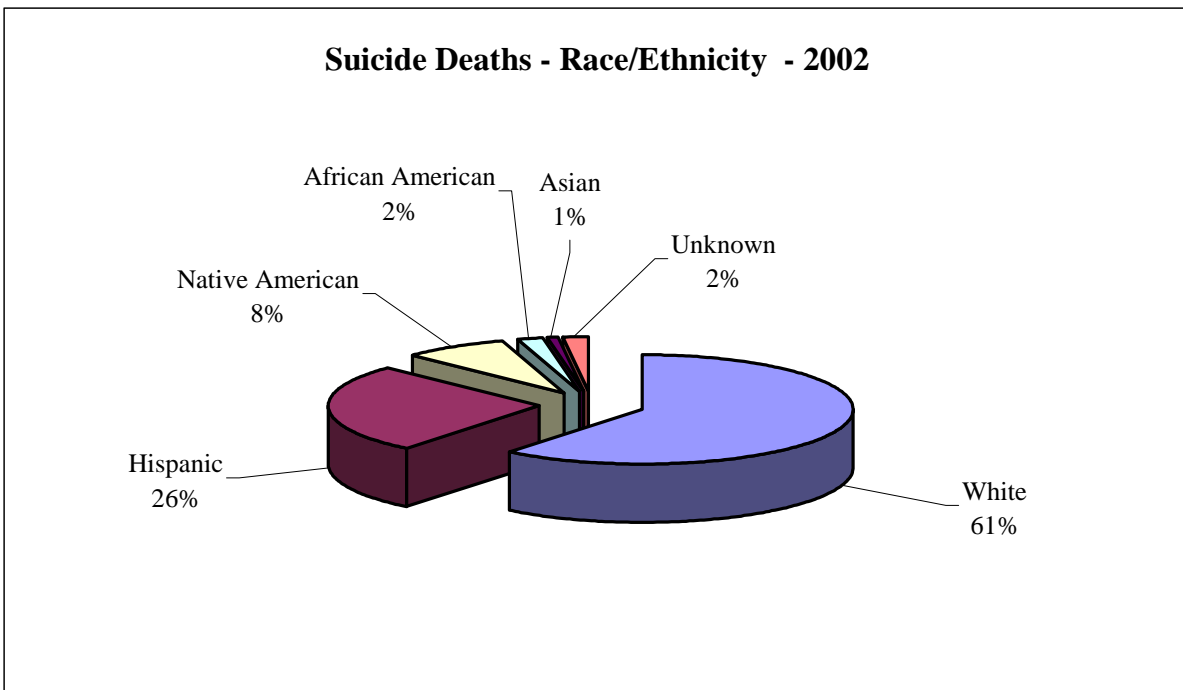


Figure 21. Suicide Deaths 1992 - 2002

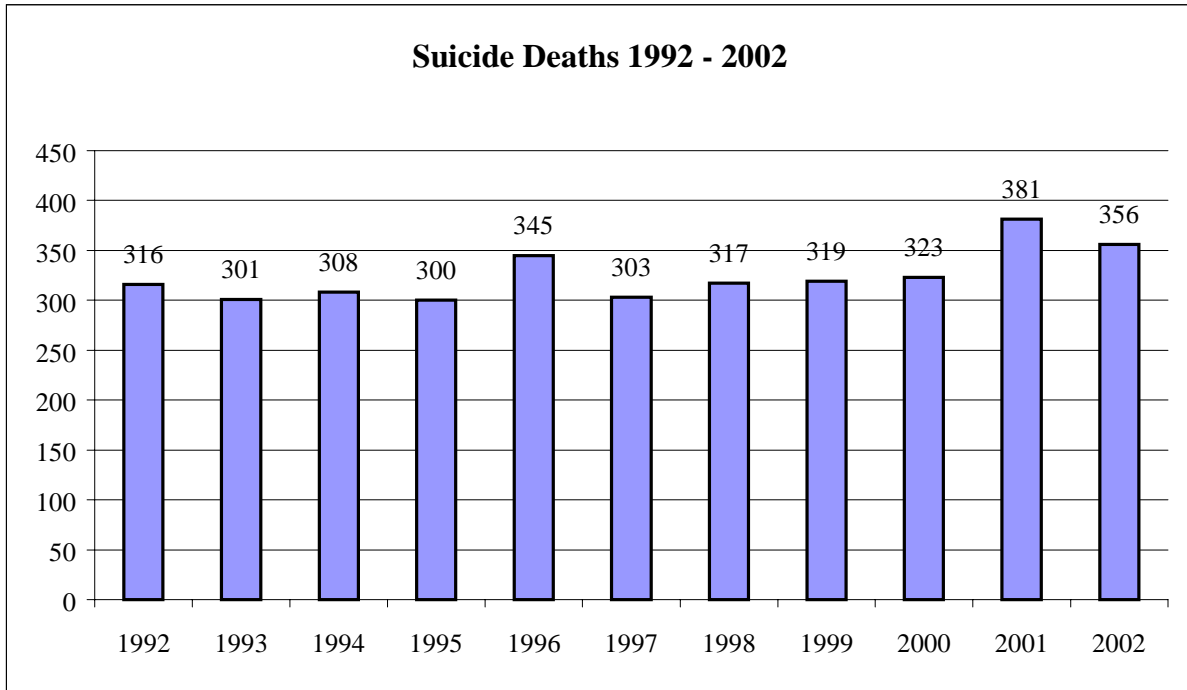


Figure 22. Suicide Deaths 2002

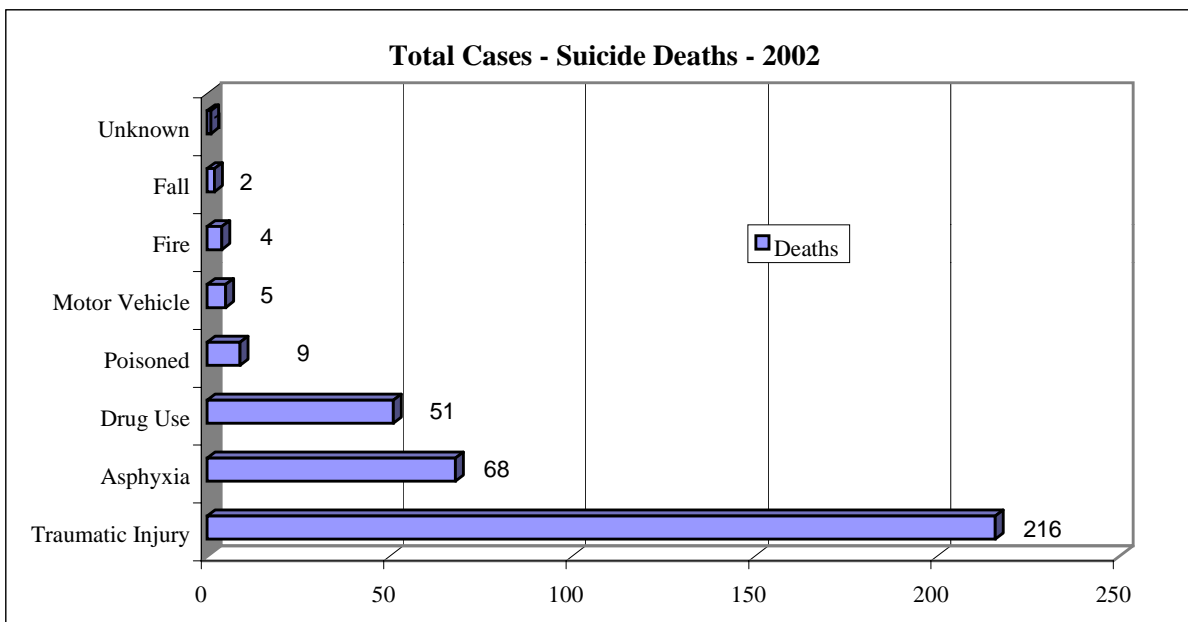


Table 13. Suicide Deaths – Alphabetic Sort

Total Cases- Manner of Death - Suicide Deaths - 2002

Alphabetic Sort

Manner of Death - Suicide	Total Cases	Autopsied	Dictated External	Investigation/Field Examination
Asphyxia				
Drowned self	3	3	0	0
Hanged self	65	46	10	9
Drug Use				
Ingested or injected medication	42	37	2	3
Ingested, injected or inhaled non-prescription medication	9	8	1	0
Fall				
Jumped from height	2	2	0	0
Fire				
Burned self	4	3	1	0
Motor Vehicle				
Driver of motor vehicle	2	2	0	0
Suicide as pedestrian	3	3	0	0
Poisoned				
Inhaled toxic agent	9	7	2	0
Traumatic Injury				
Cut/Slashed self	3	3	0	0
Shot self with firearm	213	173	17	23
Unknown				
Suicide-Other	1	1	0	0
Total	356	288	33	35

Table 14. Suicide Deaths – Numeric Sort

Total Cases - Manner of Death - Suicide Deaths - 2002

By Highest Value

Manner of Death - Suicide	Total Cases	Autopsied	Dictated External	Investigation/Field Examination
Shot self with firearm	213	173	17	23
Hanged self	65	46	10	9
Ingested or injected medication	42	37	2	3
Ingested, injected or inhaled non-prescription medication	9	8	1	0
Inhaled toxic agent	9	7	2	0
Burned self	4	3	1	0
Cut/Slashed self	3	3	0	0
Suicide as pedestrian	3	3	0	0
Drowned self	3	3	0	0
Driver of motor vehicle	2	2	0	0
Jumped from height	2	2	0	0
Suicide-Other	1	1	0	0
Total	356	288	33	35

Table 15. Suicide Deaths – County of Residence
Suicide Deaths - County of Residence - 2002

County of Residence	Year of Death									
	1993	1994	1995	1996	1997	1998	1999	2000	2001	2002
Bernalillo	94	97	99	113	89	88	100	99	116	104
Catron	2	1	0	0	1	1	1	1	0	1
Chaves	5	14	17	9	10	6	13	13	12	10
Cibola	4	5	4	2	4	5	1	0	9	5
Colfax	1	0	2	7	0	1	5	4	4	7
Curry	4	8	6	7	5	12	8	5	8	2
DeBaca	2	0	1	0	1	0	1	1	1	1
Dona Ana	26	17	21	23	18	24	18	26	22	24
Eddy	8	5	7	11	12	7	8	6	6	13
Grant	9	6	6	7	9	5	10	5	4	6
Guadalupe	3	4	2	0	1	1	0	0	2	1
Harding	0	1	0	1	0	0	0	0	2	0
Hidalgo	0	0	1	0	0	1	2	1	1	1
Lea	11	3	7	7	5	6	8	7	9	7
Lincoln	7	3	6	4	5	8	9	7	5	8
Los Alamos	6	1	2	5	2	1	3	0	5	0
Luna	3	3	5	5	12	1	8	2	5	11
McKinley	9	9	6	11	14	14	14	14	15	7
Mora	1	3	0	0	2	2	0	2	4	1
Otero	6	8	15	6	5	2	9	12	11	13
Quay	1	4	3	2	0	1	2	2	4	0
Rio Arriba	12	15	6	12	14	9	8	10	11	11
Roosevelt	1	0	1	3	1	2	2	3	2	2
San Juan	14	16	13	11	12	17	15	18	18	20
San Miguel	6	8	5	5	6	5	4	8	11	8
Sandoval	7	11	11	8	11	13	7	16	16	13
Santa Fe	18	27	24	32	21	28	23	23	21	27
Sierra	4	4	2	7	10	4	6	6	4	6
Socorro	2	4	1	4	4	3	0	3	6	6
Taos	6	2	4	4	5	5	2	3	3	7
Torrence	3	0	1	4	5	3	3	4	5	5
Union	0	0	0	0	1	0	0	0	1	0
Valencia	7	12	8	10	8	9	13	7	12	11
Unknown	0	0	0	2	0	0	0	1	0	0
Non Resident	17	14	12	18	6	26	9	14	26	18
Total	299	305	298	340	299	310	312	323	381	356

Suicide Deaths - Summary

Deaths from suicide occurred most frequently in non-Hispanic whites (61%), males (82.3%), aged 35-44 years (64) and on Mondays (60). The most suicides occurred in December (37) and the fewest in June (24). While the total number of suicides dropped 6.6% from 2002, the number where firearms were used increased 7.6%.

Overview – Manner of Death – Homicide Deaths

Figure 23. Homicide Deaths –Gender - Age

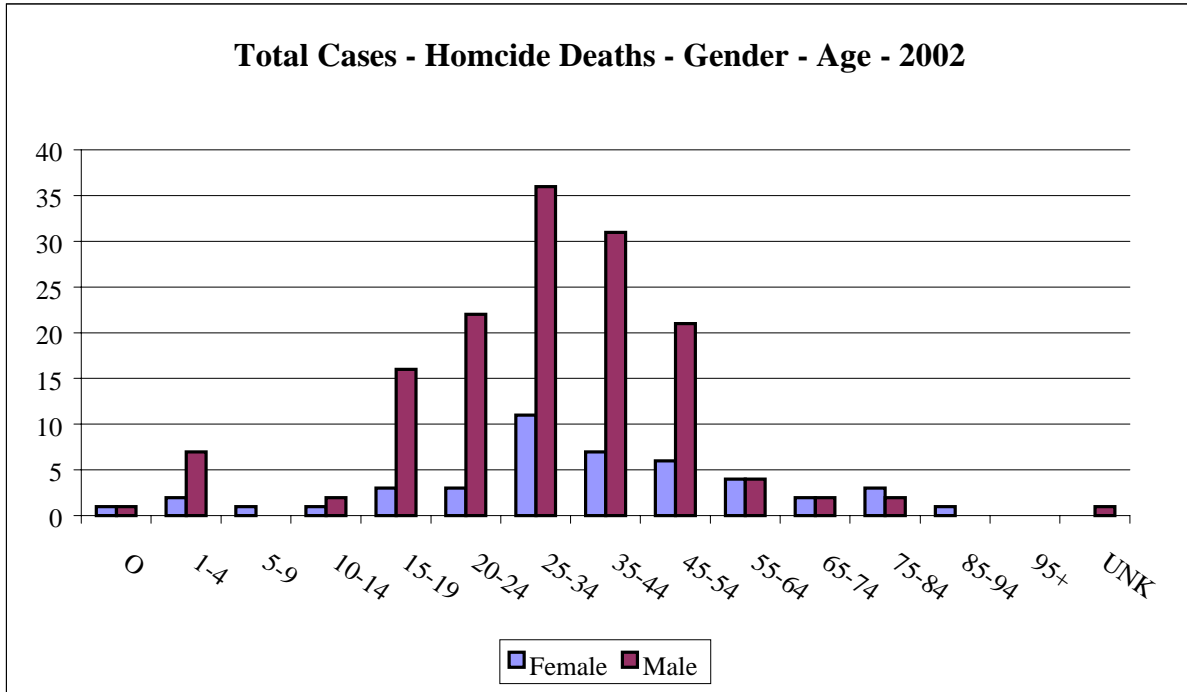


Figure 24. Homicide Deaths - Race/Ethnicity

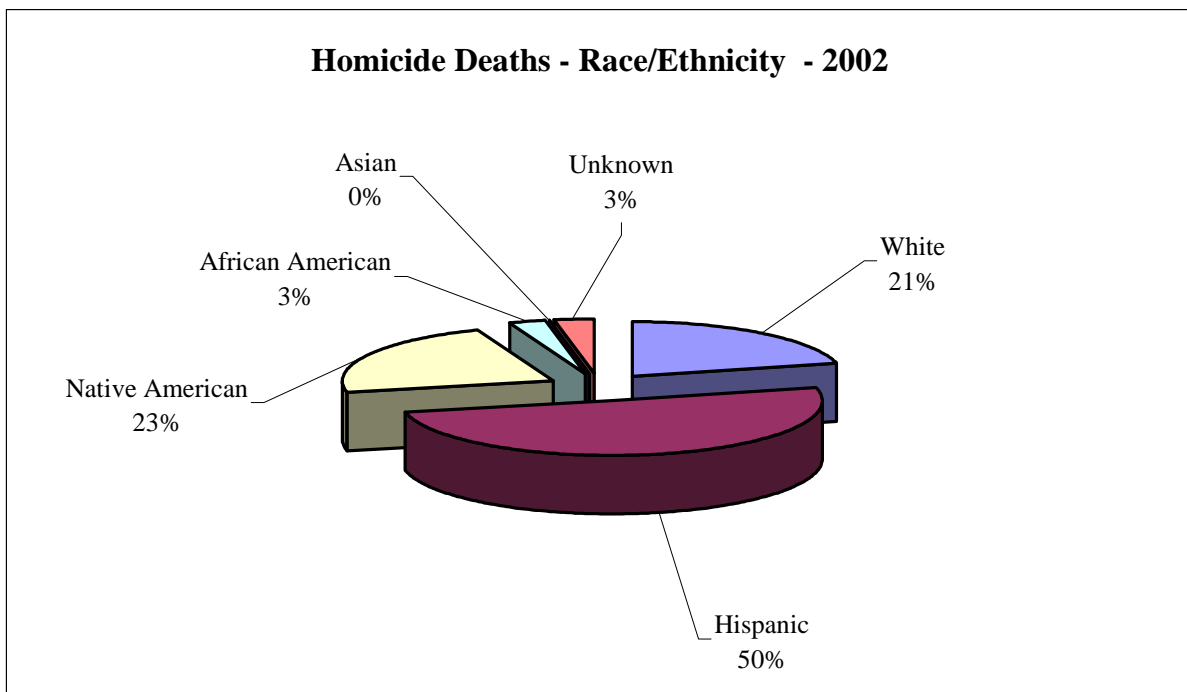


Figure 25. Homicide Deaths 1992 -2002

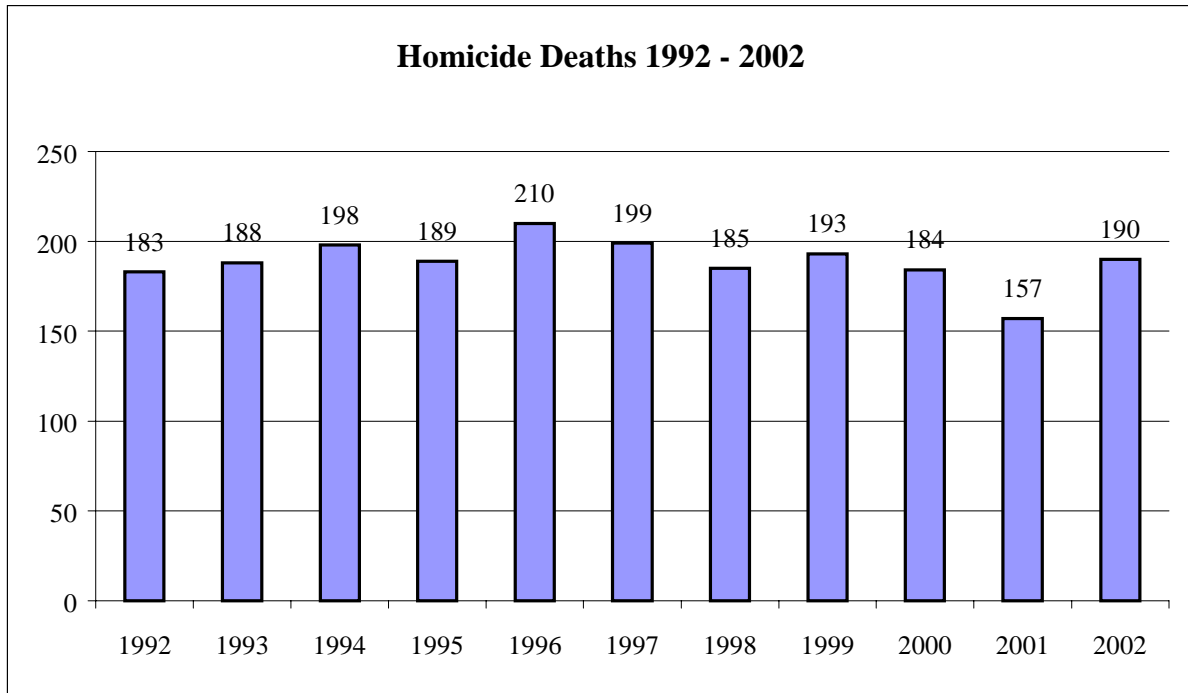


Figure 26. Homicide Deaths - Method

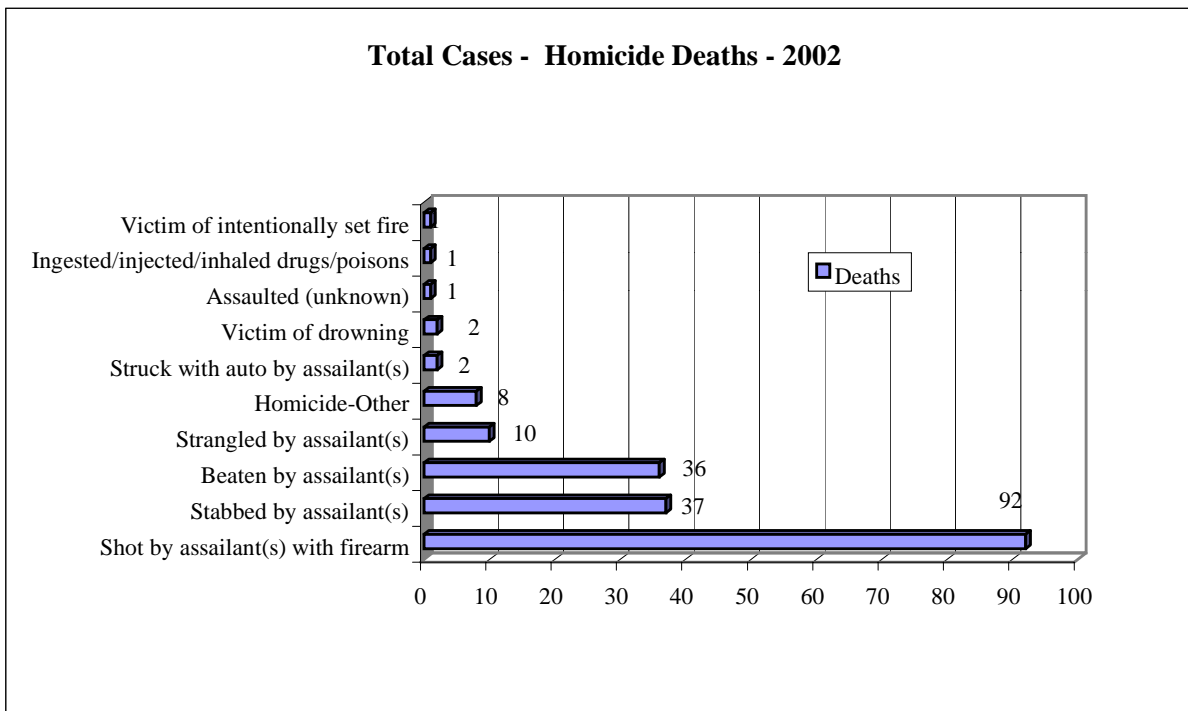


Table 16. Homicide Deaths – Alphabetic Sort

Total Cases - Manner of Death - Homicide Deaths - 2002

Alphabetic Sort

	Total Cases	Autopsied	Dictated External	Investigation/Field Examination
Manner of Death - Homicide				
<i>Asphyxia</i>				
Strangled by assailant(s)	10	10	0	0
Victim of drowning	2	2	0	0
<i>Fire</i>				
Victim of intentionally set fire	1	1	0	0
<i>Motor Vehicle</i>				
Struck with auto by assailant(s)	2	2	0	0
<i>Poisoned</i>				
Ingested/injected/inhaled drugs/poisons	1	1	0	0
<i>Traumatic Injury</i>				
Assaulted (unknown)	1	1	0	0
Beaten by assailant(s)	36	36	0	0
Shot by assailant(s) with firearm	92	92	0	0
Stabbed by assailant(s)	37	37	0	0
<i>Unknown</i>				
Homicide-Other	8	8	0	0
Total	190	190	0	0

Table 17. Homicide Deaths – Numeric Sort

Total Cases - Manner of Death - Homicide Deaths - 2002

By Highest Value

	Total Cases	Autopsied	Dictated External	Investigation/Field Examination
Manner of Death - Homicide				
Shot by assailant(s) with firearm	92	92	0	0
Stabbed by assailant(s)	37	37	0	0
Beaten by assailant(s)	36	36	0	0
Strangled by assailant(s)	10	10	0	0
Homicide-Other	8	8	0	0
Struck with auto by assailant(s)	2	2	0	0
Victim of drowning	2	2	0	0
Assaulted (unknown)	1	1	0	0
Ingested/injected/inhaled drugs/poisons	1	1	0	0
Victim of intentionally set fire	1	1	0	0
Total	190	190	0	0

Table 18. Homicide Deaths – County of Residence

Homicide Deaths - County of Residence - 2002

County of Residence	Year of Death									
	1993	1994	1995	1996	1997	1998	1999	2000	2001	2002
Bernalillo	58	64	81	80	61	61	67	56	40	64
Catron	0	1	0	1	3	1	1	0	0	2
Chaves	12	8	8	14	13	5	10	14	5	9
Cibola	1	5	3	2	2	1	1	1	5	2
Colfax	1	0	0	0	0	1	1	0	0	2
Curry	0	2	3	1	3	3	5	1	5	6
DeBaca	0	0	0	0	0	0	0	0	0	0
Dona Ana	4	13	9	6	9	13	12	10	10	7
Eddy	3	5	0	5	3	2	4	8	2	6
Grant	1	1	3	3	3	4	3	2	2	1
Guadalupe	1	2	0	0	2	3	1	0	0	0
Harding	0	0	0	0	0	0	0	0	0	0
Hidalgo	0	0	0	0	0	0	0	0	0	0
Lea	7	2	5	4	8	5	7	6	4	5
Lincoln	2	2	0	1	3	2	2	1	1	1
Los Alamos	0	2	0	0	1	0	0	1	1	0
Luna	0	1	2	3	5	0	1	2	0	5
McKinley	8	5	9	8	9	13	5	3	13	11
Mora	0	1	0	2	1	0	0	0	0	1
Otero	4	1	2	0	3	2	2	2	1	5
Quay	1	2	1	0	0	1	3	1	0	0
Rio Arriba	14	8	7	4	4	12	4	3	5	3
Roosevelt	3	1	1	1	0	1	1	0	0	0
San Juan	12	17	7	16	9	11	7	7	6	6
San Miguel	3	6	2	2	6	3	3	10	3	4
Sandoval	6	10	2	7	4	4	4	10	4	6
Santa Fe	7	4	11	11	10	7	12	14	6	4
Sierra	0	1	1	0	1	1	1	1	8	2
Socorro	1	1	1	3	2	1	0	1	1	1
Taos	5	1	2	1	1	2	5	4	0	4
Torrence	0	2	1	0	0	3	1	1	2	1
Union	0	1	0	0	0	0	0	0	0	0
Valencia	7	5	6	7	5	6	6	9	8	2
Unknown	13	17	12	12	9	3	3	1	0	0
Non-Resident	0	0	1	4	1	9	13	14	25	30
Total	174	191	180	198	181	180	185	183	157	190

Homicide Deaths - Summary

The number of homicides in New Mexico increased 21.0 % from 2001 to 2002. Homicide victims were most frequently male (76.3%), Hispanic (50%), and aged 25-34 years (36). Homicides occurred most frequently on Saturdays (37), with the most occurring in September (21) and the fewest in May (10).

Overview – Manner of Death – Undetermined Deaths

Figure 27. Undetermined Deaths – Gender - Age

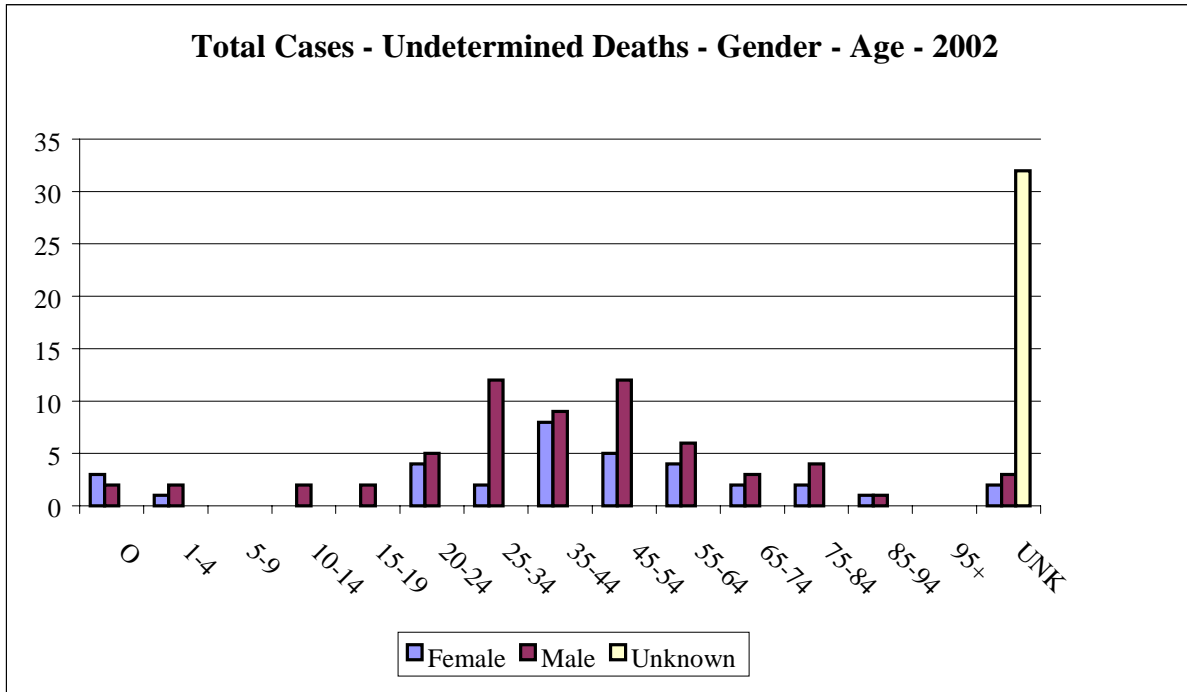


Figure 28. Undetermined Deaths - Race/Ethnicity

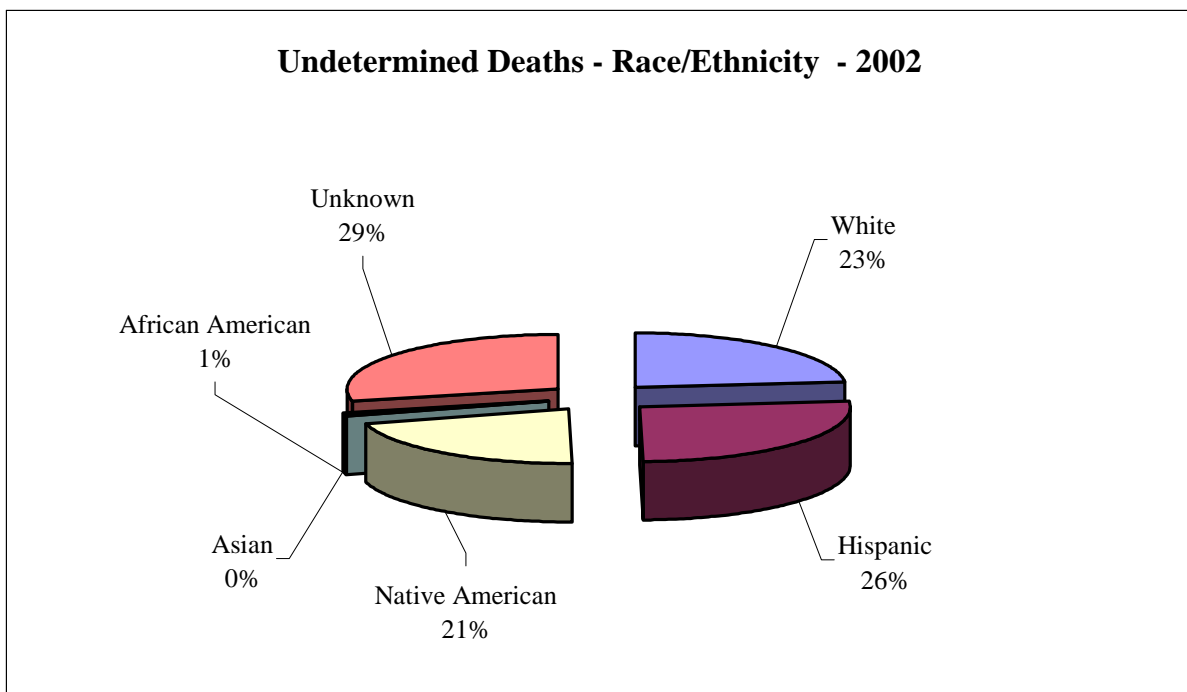


Figure 29. Undetermined Deaths 1992 - 2002

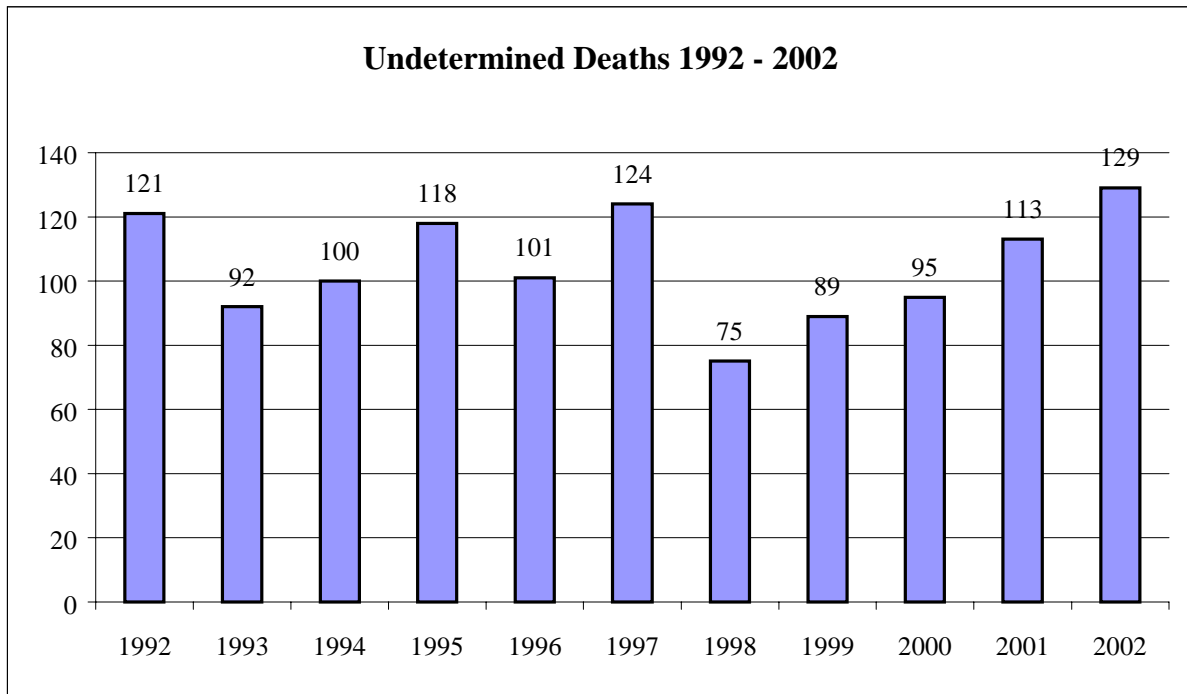


Table 19. Undetermined Deaths – Numeric Sort

Total Cases - Undetermined Deaths - 2002

By Highest Value

	Total Cases	Autopsied	Dictated External	Investigation/Field Examination
Manner of Death - Undetermined				
Undetermined after autopsy and/or toxicology	37	31	3	3
Consult Request Withdrawn	27	5	0	22
Skeletal, mummified or decomposed remains	25	22	2	1
Non-human remains	12	1	0	11
Skeletal remains (ancient)	9	2	0	7
Blunt trauma/multiple injuries/subdural hematoma	6	3	0	3
Ingested/injected medication	4	3	1	0
Gunshot wound	2	2	0	0
Poisoned	1	1	0	0
Inhaled fumes/auto exhaust	1	1	0	0
Ingested/injected/inhaled illicit drug or volatile	1	1	0	0
Uncoded	1	0	0	1
Insufficient remains for determination of death	1	0	0	1
"Natural" ASCVD/COPD/Seizure disorder	1	0	0	1
Driver/passenger motor vehicle	1	0	0	1
Total	129	72	6	51

Table 20. Undetermined Deaths – Alphabetic Sort

Total Cases - Undetermined Deaths - 2002
Alphabetic Sort

	Total Cases	Autopsied	Dictated External	Investigation/Field Examination
Undetermined Cause and Manner of Death				
Skeletal, mummified or decomposed remains	25	22	2	1
Undetermined after autopsy and/or toxicology	37	31	3	3
Manner of Death - Undetermined, but Cause of Death Determined				
Drug Use				
Ingested/injected medication	4	3	1	0
Ingested/injected/inhaled illicit drug or volatile	1	1	0	0
Motor Vehicle				
Driver/passenger motor vehicle	1	0	0	1
Natural				
"Natural" ASCVD/COPD/Seizure disorder	1	0	0	1
Poisoned				
Inhaled fumes/auto exhaust	1	1	0	0
Poisoned	1	1	0	0
Traumatic Injury				
Blunt trauma/multiple injuries/subdural hematoma	6	3	0	3
Gunshot wound	2	2	0	0
Uncertifiable Cases				
Consult Request Withdrawn	27	5	0	22
Insufficient remains for determination of death	1	0	0	1
Non-human remains	12	1	0	11
Skeletal remains (ancient)	9	2	0	7
Uncoded	1	0	0	1
Total	129	72	6	51

Undetermined Manner of Death - Summary

Three types of deaths are included in the “Undetermined Manner of Death” category. In a very small percentage of cases (37/5087, 0.7%) neither the manner nor cause of death could be determined, even after extensive investigation, autopsy and toxicological testing. In the second category, the cause of death was determined (i.e., drug overdose), but there was insufficient evidence to determine the manner of death, such as if the overdose was accidental, a suicide, or a homicide. The third category includes all un-certifiable cases, where a request for an autopsy was withdrawn, ancient skeletal remains were discovered, or OMI investigators were called about remains that were subsequently identified as animal in origin.

Deaths of Children (18 Years of Age and Younger)

Figure 30. Children* - Manner of Death

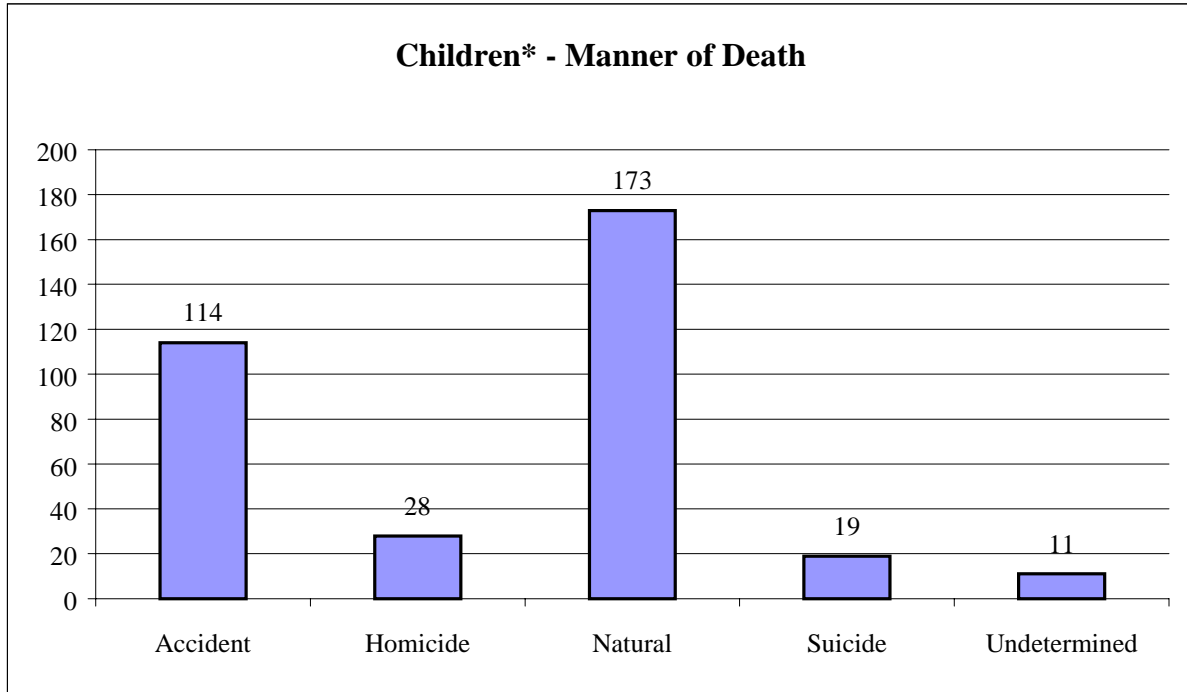
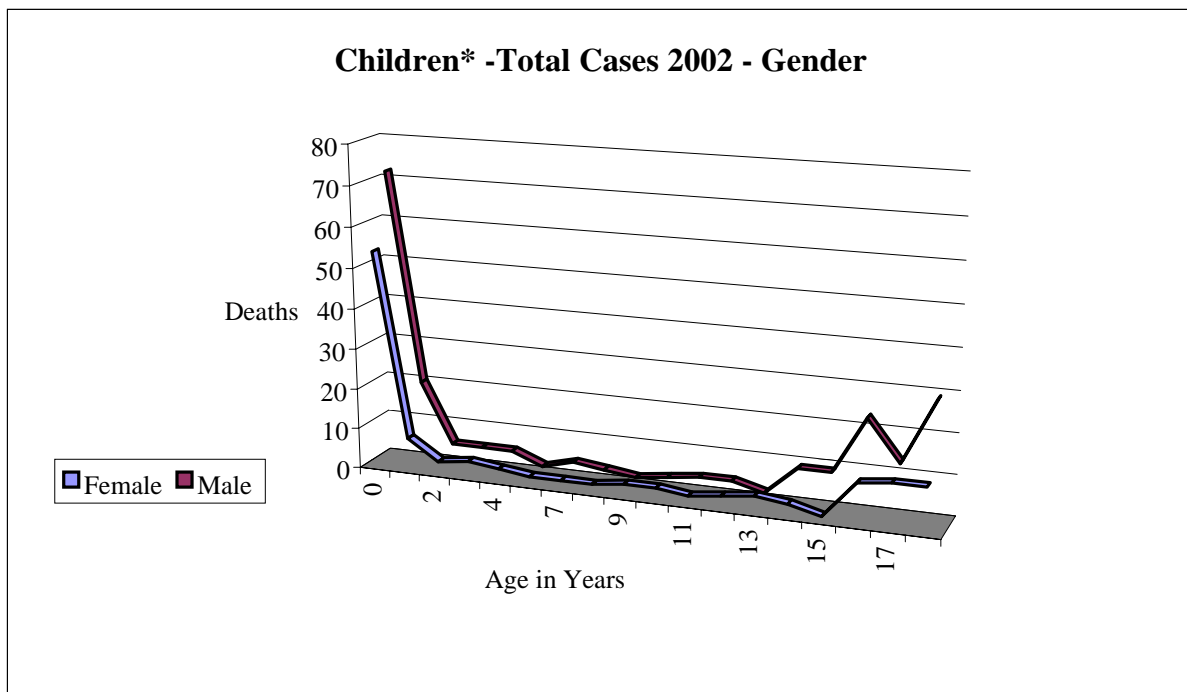


Figure 31. Children* - Total Cases – Gender - Age



* 18years of age and younger

Figure 32 Children* - Manner of Death - Race/Ethnicity

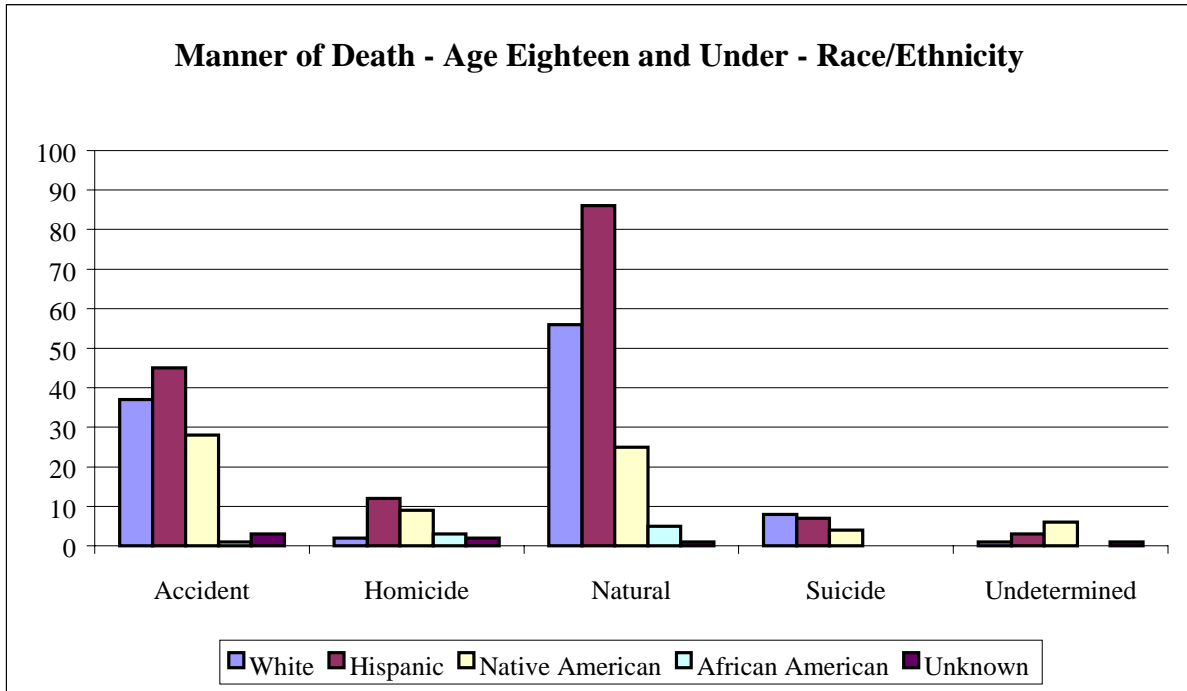
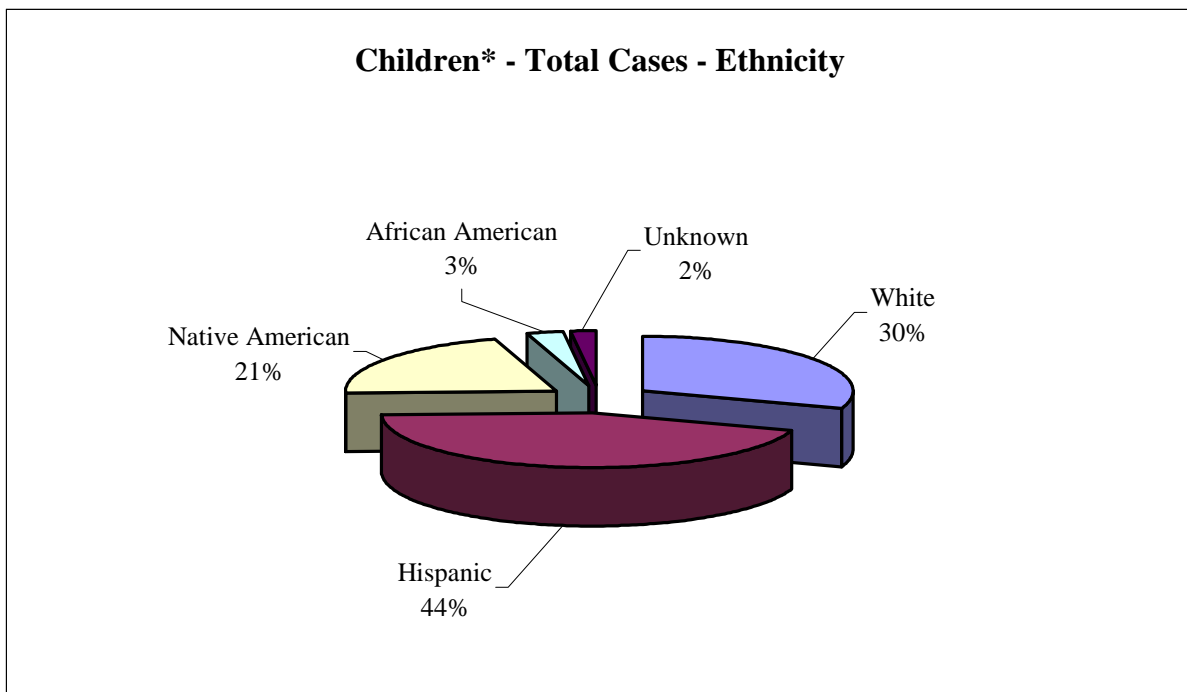


Figure 33. Children* - Manner of Death – Race/Ethnicity



* 18years of age and younger

Table 21 – Children* - Cause of Death – Alphabetic Sort

Children* - Cause of Death - 2002				
Alphabetic Sort				
	Total Cases	Autopsied	Dictated External	Investigation/Field Examination
Natural Deaths				
Aneurysm	1	1	0	0
Aspiration	1	0	1	0
Asthma	2	2	0	0
Carcinoma	7	0	7	0
Cerebrovascular	5	0	5	0
Chronic Obstructive Pulmonary Disease	1	1	0	0
Congenital Defect	27	10	16	1
Dehydration	1	1	0	0
Diabetes	3	1	2	0
Emboli	1	1	0	0
Epilepsy	3	3	0	0
Heart Disease	6	4	2	0
Hypertension	1	1	0	0
Intrauterine Fetal Death	31	11	19	1
Leukemia	2	0	2	0
Maternal and Fetal Complications of Birth	5	2	2	1
Medical Treatment	2	2	0	0
Natural- Other	9	5	4	0
Pneumonia	12	9	3	0
Prematurity	25	4	21	0
Presumably natural disease	1	1	0	0
Respiratory Distress Syndrome	6	2	4	0
Sepsis	8	6	2	0
Sudden Infant Death Syndrome	14	14	0	0
Subtotal	174	81	90	3
Unnatural Deaths				
Asphyxia	5	5	0	0
Aspiration	1	0	0	1
Carbon Monoxide Intoxication	2	1	0	1
Child abuse	2	2	0	0
Drowning	6	6	0	0
Ethanol (alcohol) Intoxication	2	2	0	0
Exposure	1	1	0	0
Gunshot Wound	31	29	1	1
Hanging	4	4	0	0
Head and Neck Injuries	45	28	9	8
Multiple Injuries	55	34	15	6
Stab Wound	1	1	0	0
Substance Intoxication	3	3	0	0
Unnatural-Other	2	2	0	0
Subtotal	160	118	25	17
Undetermined				
Skeletal/Mummified Remains	1	1	0	0
Undetermined After Autopsy and/or Investigation	4	4	0	0
Uncertifiable Cases				
Consult Request Withdrawn	6	1	5	0
Subtotal	11	6	5	0
Total	345	205	120	20

* 18years of age and younger

Table 22. Children* - Cause of Death – Numeric Sort

Children* - Cause of Death - 2002

By Highest Value

	Total Cases	Autopsied	Dictated External	Investigation/Field Examination
Natural Deaths				
Intrauterine Fetal Death	31	11	19	1
Congenital Defect	27	10	16	1
Prematurity	25	4	21	0
Sudden Infant Death Syndrome	14	14	0	0
Pneumonia	12	9	3	0
Natural- Other	9	5	4	0
Sepsis	8	6	2	0
Carcinoma	7	0	7	0
Heart Disease	6	4	2	0
Respiratory Distress Syndrome	6	2	4	0
Cerebrovascular	5	0	5	0
Maternal and Fetal Complications of Birth	5	2	2	1
Diabetes	3	1	2	0
Epilepsy	3	3	0	0
Asthma	2	2	0	0
Leukemia	2	0	2	0
Medical Treatment	2	2	0	0
Aneurysm	1	1	0	0
Aspiration	1	0	1	0
Chronic Obstructive Pulmonary Disease	1	1	0	0
Dehydration	1	1	0	0
Emboli	1	1	0	0
Hypertension	1	1	0	0
Presumably natural disease	1	1	0	0
Subtotal	174	81	90	3
Unnatural Deaths				
Multiple Injuries	55	34	15	6
Head and Neck Injuries	45	28	9	8
Gunshot Wound	31	29	1	1
Drowning	6	6	0	0
Asphyxia	5	5	0	0
Hanging	4	4	0	0
Substance Intoxication	3	3	0	0
Carbon Monoxide Intoxication	2	1	0	1
Child abuse	2	2	0	0
Ethanol (alcohol) Intoxication	2	2	0	0
Unnatural-Other	2	2	0	0
Aspiration	1	0	0	1
Exposure	1	1	0	0
Stab Wound	1	1	0	0
Subtotal	160	118	25	17
Undetermined				
Undetermined After Autopsy and/or Investigation	4	4	0	0
Skeletal/Mummified Remains	1	1	0	0
Uncertifiable Cases				
Consult Request Withdrawn	6	1	5	0
Total	340	200	120	20

* 18years of age and younger

Overview Children* - Manner of Death - Natural Deaths

Figure 34. Natural Deaths – Gender - Age

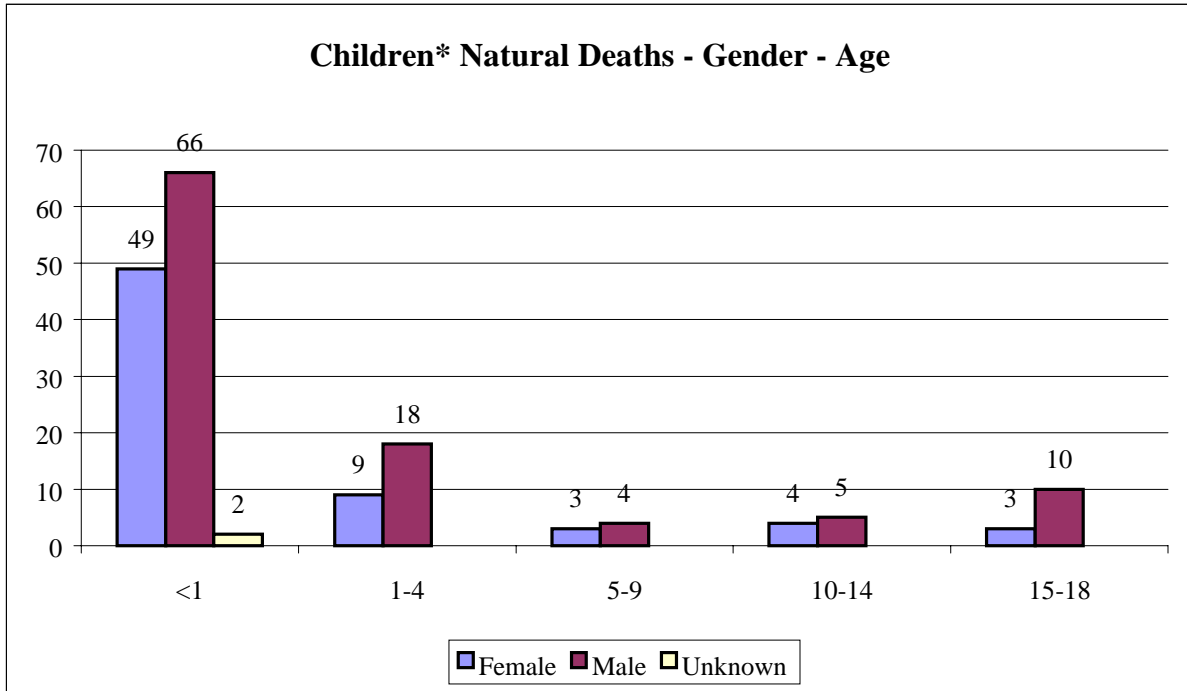
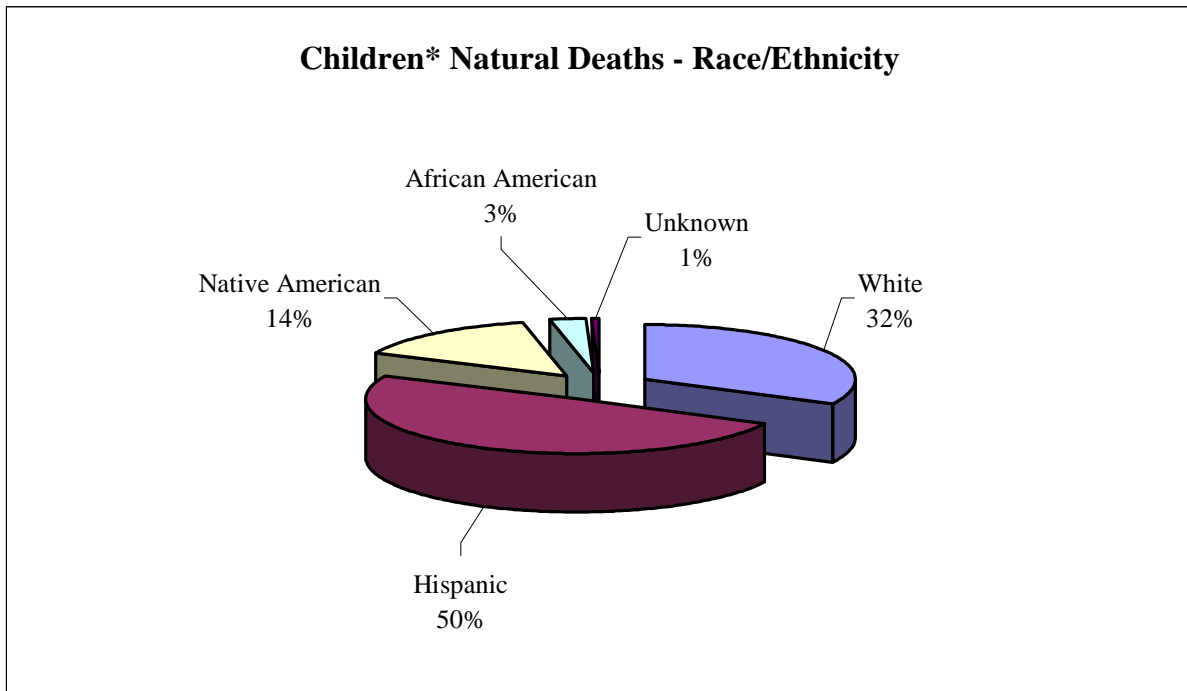


Figure 35. Natural Deaths - Race/Ethnicity



* 18years of age and younger

Overview Children* - Manner of Death - Accidental Deaths

Figure 36. Children* Accidental Deaths – Gender - Age

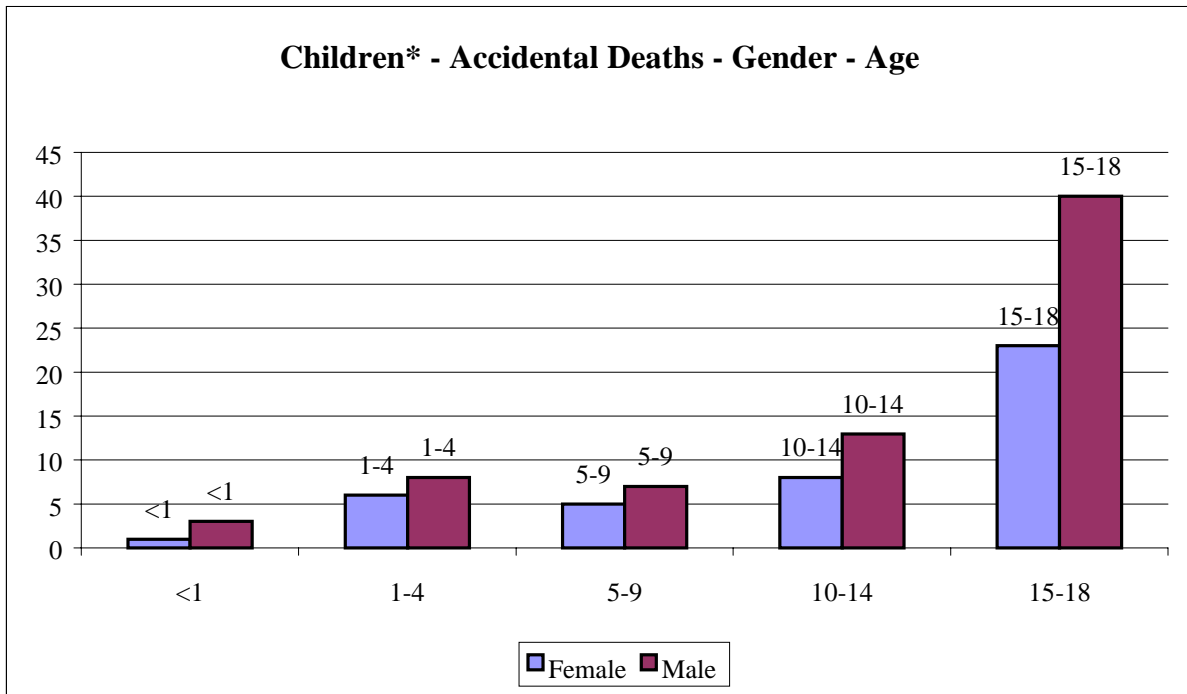
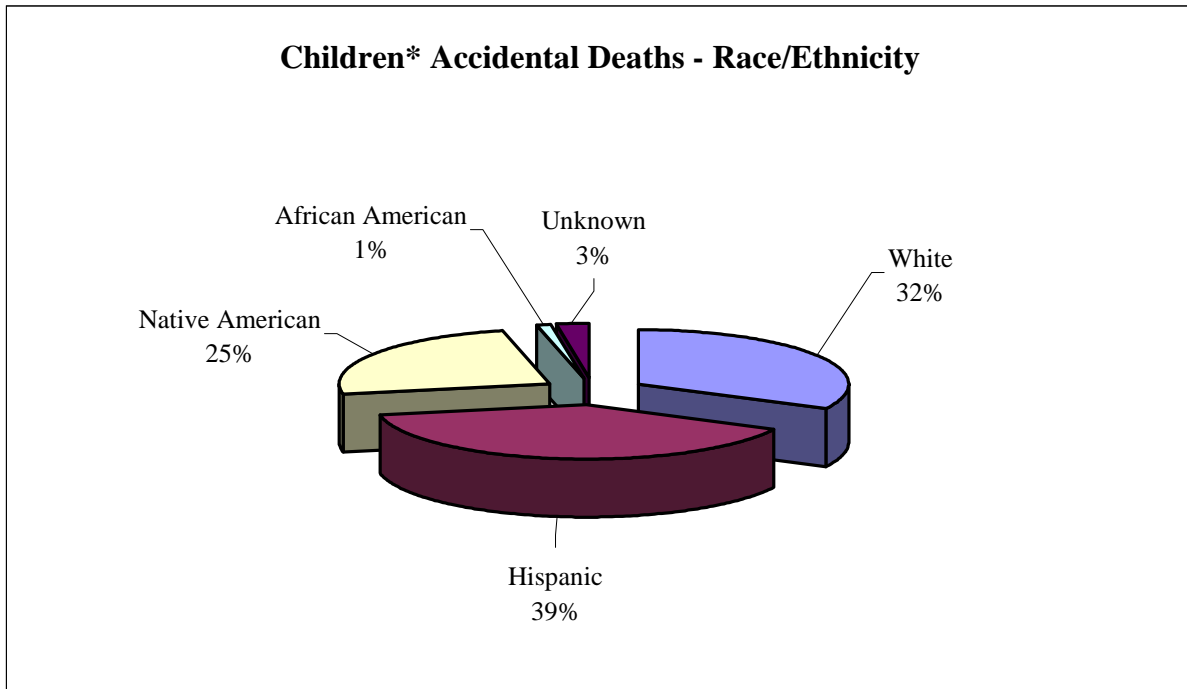


Figure 37. Children* Accidental Deaths - Race/Ethnicity



* 18 years of age and younger

Figure 38. Children* Accidental Deaths - Month

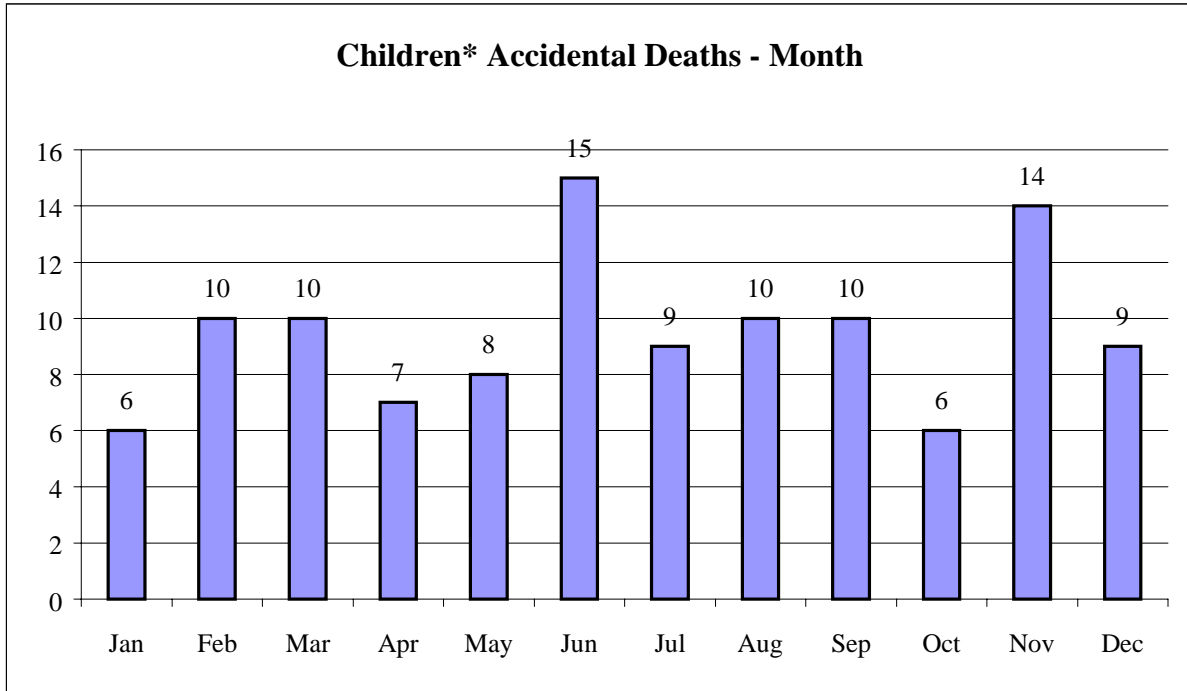
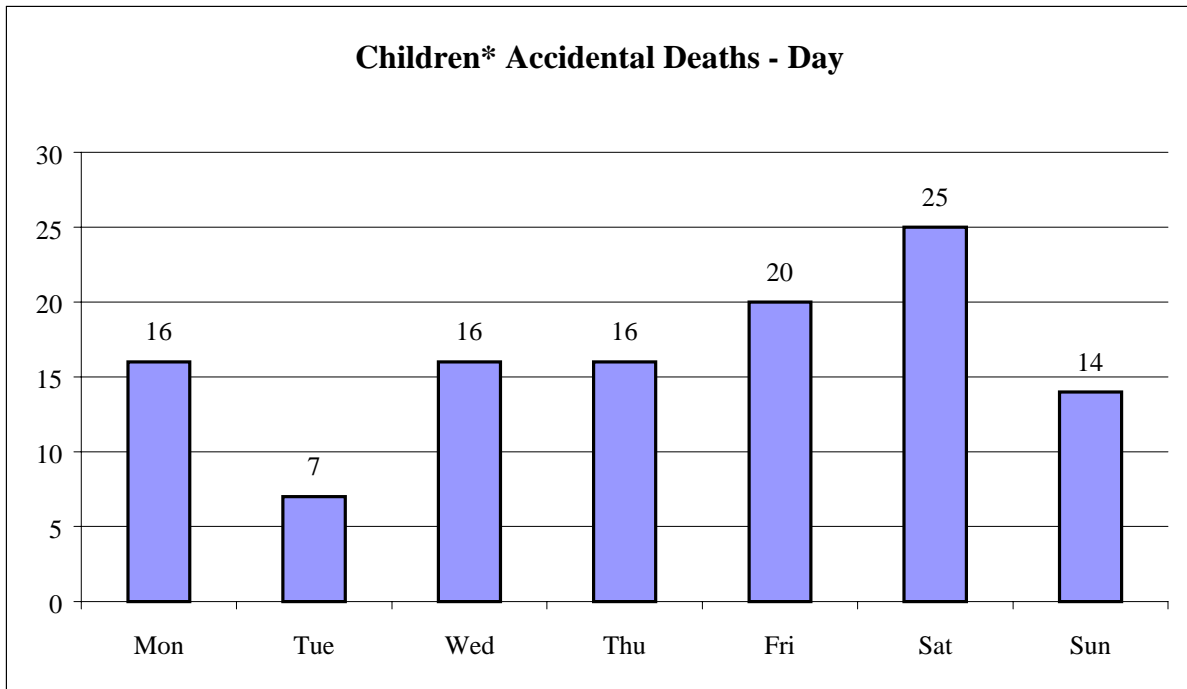


Figure 39. Children* Accidental Deaths - Day



* 18years of age and younger

Table 23. Children* Accidental Deaths – Alphabetic Sort

Children* - Accidental Deaths - 2002

Alphabetic Sort

	Total Cases	Autopsied	Dictated External	Investigation/Field Examination
Manner of Death - Accident				
Asphyxia				
Choked on foreign object	1	1	0	0
Drowned (non-recreational water accidents)	2	2	0	0
Drowned while swimming (recreational and rescue attempts)	2	2	0	0
Cyclist				
Cyclist non-motor vehicle accident	1	1	0	0
Drug Use				
Ingested alcohol (ethanol)	2	2	0	0
Ingested and/or injected illicit drug(s)	3	3	0	0
Ingested and/or injected prescription medications	1	1	0	0
Exposure				
Exposed to cold, heat	1	1	0	0
Fall				
Fall from height	1	1	0	0
Fire				
Victim of fire	2	1	1	0
Motor Vehicle				
Cyclist struck by motor vehicle type	1	1	0	0
Driver of auto in collision with fixed object	5	5	0	0
Driver of auto in collision with other motor vehicle	11	4	2	5
Driver of auto that left roadway	11	6	3	2
Driver of motorcycle left roadway	1	0	0	1
Driver of pickup in collision with fixed object	1	0	1	0
Driver of pickup that left roadway	5	3	0	2
Passenger in auto in collision with fixed object	1	1	0	0
Passenger in auto in collision with other motor vehicle type	13	9	2	2
Passenger in auto that left roadway	20	12	3	5
Passenger in pickup in collision with other motor vehicle type	1	1	0	0
Passenger in pickup that left roadway	8	3	2	3
Passenger on motorcycle in collision with other motor vehicle type	1	0	0	1
Passenger on motorcycle left roadway	1	1	0	0
Passenger who fell from moving motor vehicle	1	1	0	0
Pedestrian struck by motor vehicle	9	5	1	3
Traumatic Injury				
Accidental discharge of firearm	3	3	0	0
Unknown				
Accident-Unknown	5	5	0	0
Total	114	75	15	24

* 18years of age and younger

Table 24. Children* Accidental Deaths – Numeric Sort

Children* - Accidental Deaths -2002
By Highest Value

Manner of Death - Accident	Total Cases	Autopsied	Dictated External	Investigation/Field Examination
Passenger in auto that left roadway	20	12	3	5
Passenger in auto in collision with other motor vehicle type	13	9	2	2
Driver of auto in collision with other motor vehicle	11	4	2	5
Driver of auto that left roadway	11	6	3	2
Pedestrian struck by motor vehicle	9	5	1	3
Passenger in pickup that left roadway	8	3	2	3
Accident-Unknown	5	5	0	0
Driver of auto in collision with fixed object	5	5	0	0
Driver of pickup that left roadway	5	3	0	2
Accidental discharge of firearm	3	3	0	0
Ingested and/or injected illicit drug(s)	3	3	0	0
Drowned (non-recreational water accidents)	2	2	0	0
Drowned while swimming (recreational and rescue attempts)	2	2	0	0
Ingested alcohol (ethanol)	2	2	0	0
Victim of fire	2	1	1	0
Choked on foreign object	1	1	0	0
Cyclist non-motor vehicle accident	1	1	0	0
Cyclist struck by motor vehicle type	1	1	0	0
Driver of motorcycle left roadway	1	0	0	1
Driver of pickup in collision with fixed object	1	0	1	0
Exposed to cold, heat	1	1	0	0
Fall from height	1	1	0	0
Ingested and/or injected prescription medications	1	1	0	0
Passenger in auto in collision with fixed object	1	1	0	0
Passenger in pickup in collision with other motor vehicle type	1	1	0	0
Passenger on motorcycle in collision with other motor vehicle type	1	0	0	1
Passenger on motorcycle left roadway	1	1	0	0
Passenger who fell from moving motor vehicle	1	1	0	0
Total	114	75	15	24

* 18years of age and younger

Overview Children* - Manner of Death - Suicide Deaths

Figure 40. Children* Suicide Deaths - Gender - Age

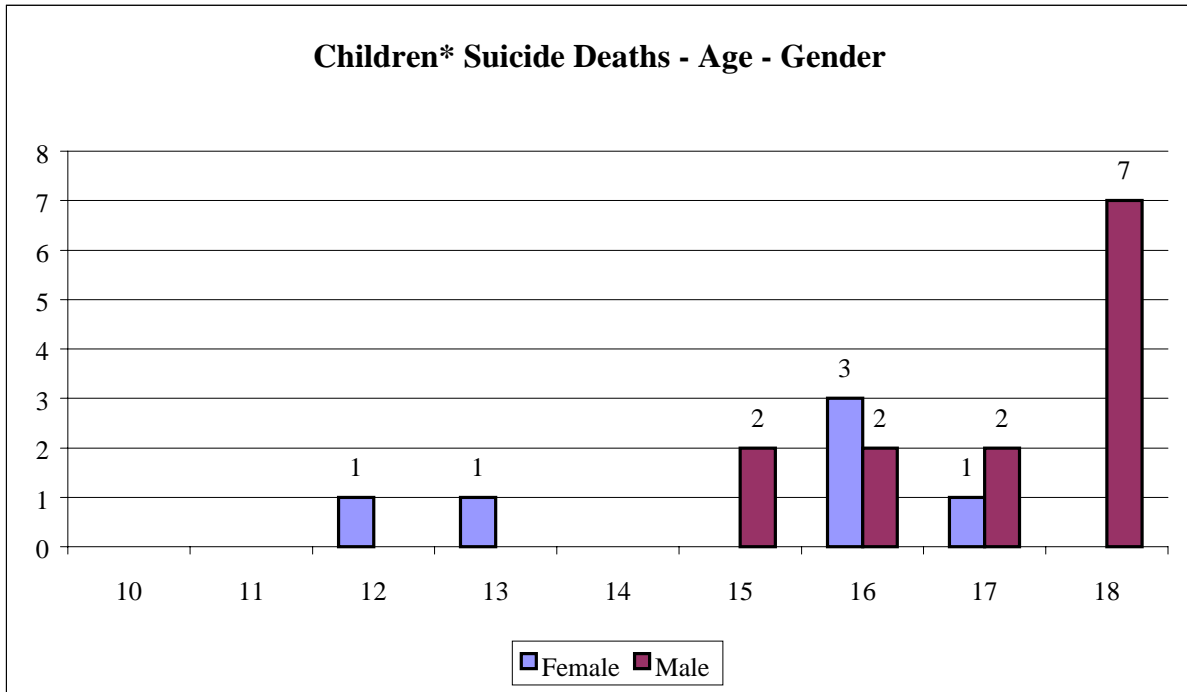
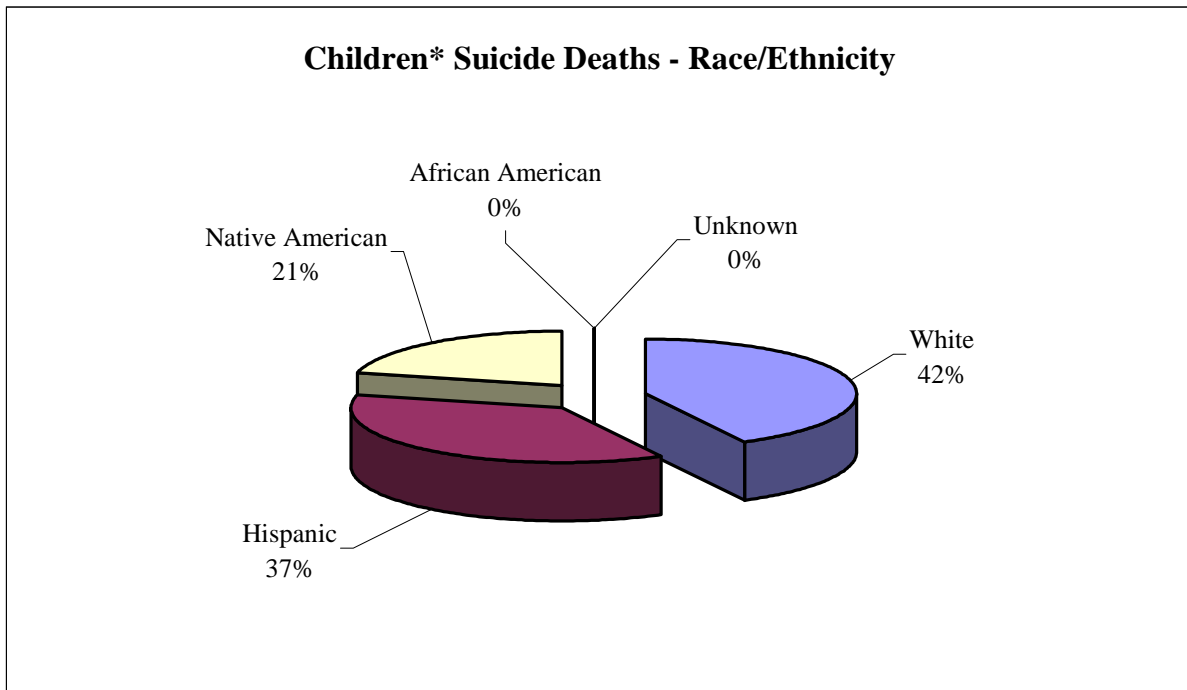


Figure 41. Children* Suicide Deaths - Race/Ethnicity



* 18years of age and younger

Figure 42. Children* Suicide Deaths - Month

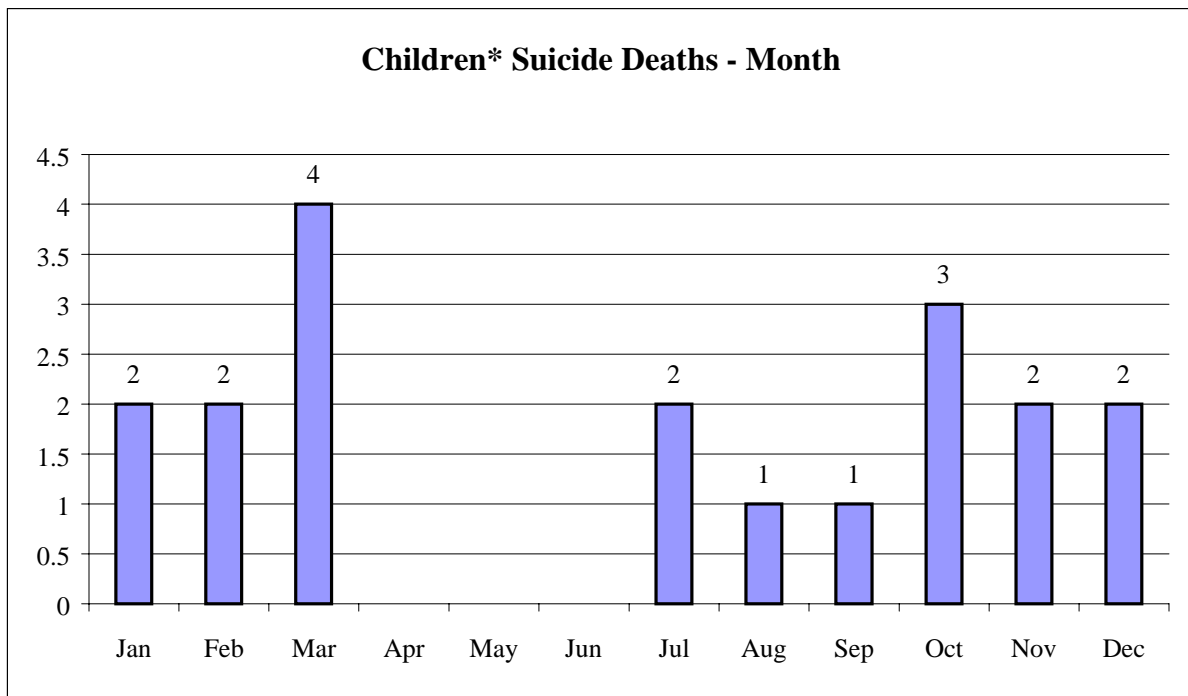
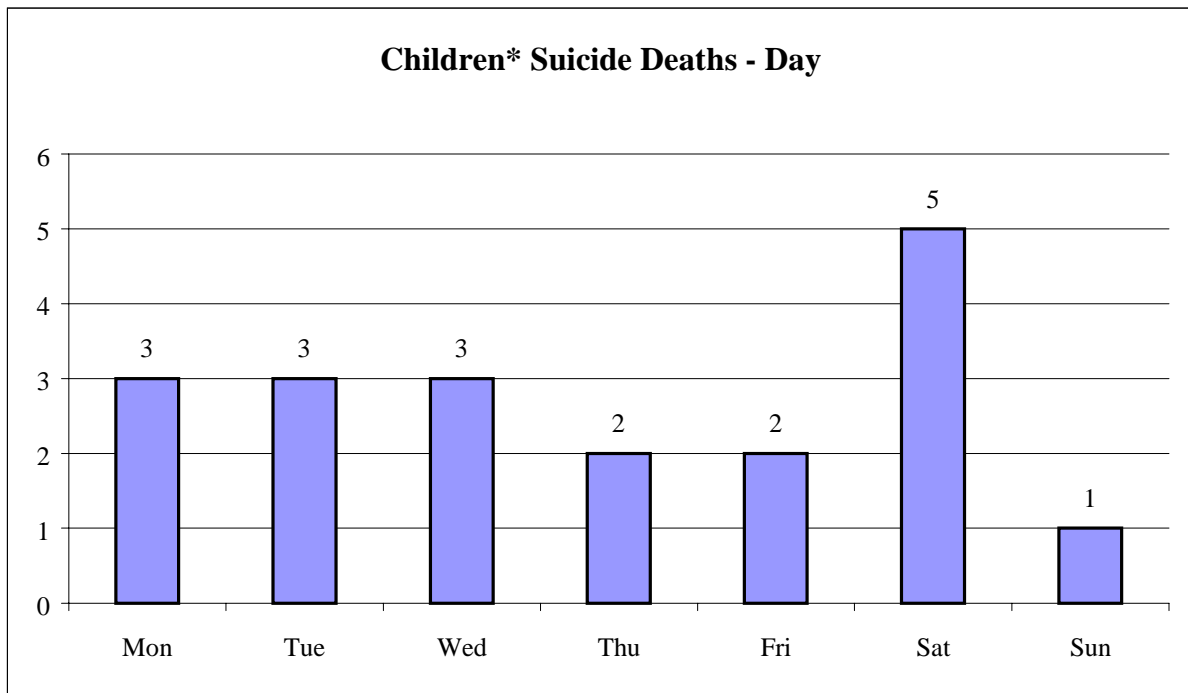


Figure 43. Children* Suicide Deaths - Day

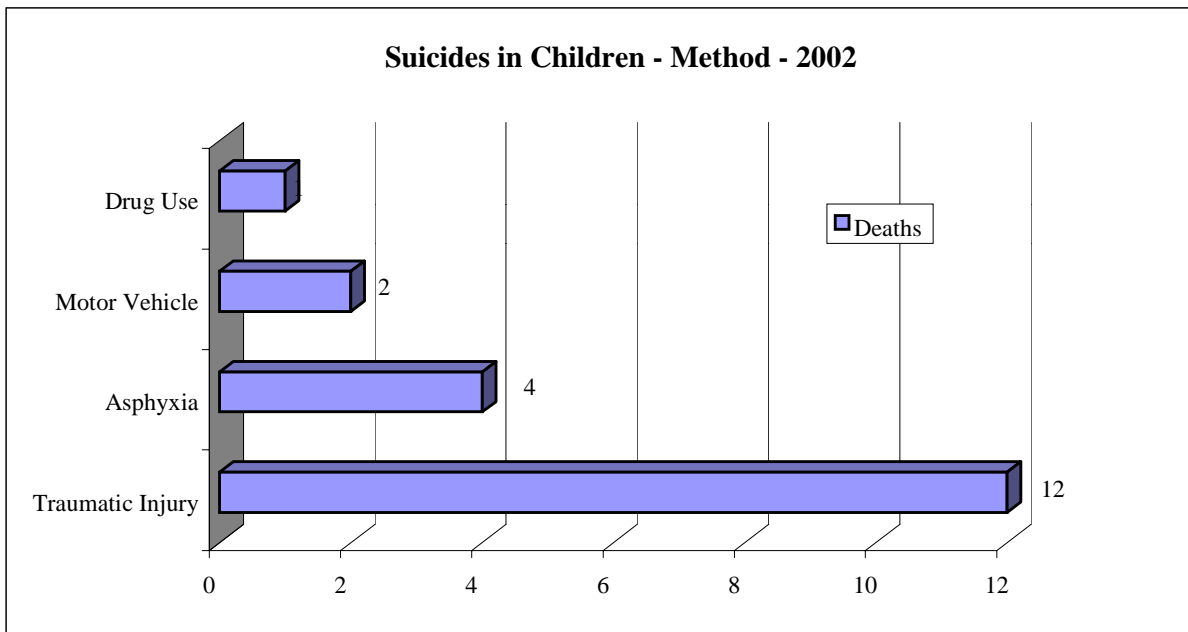


* 18years of age and younger

Table 25. Children* Suicide Deaths - Numeric Sort

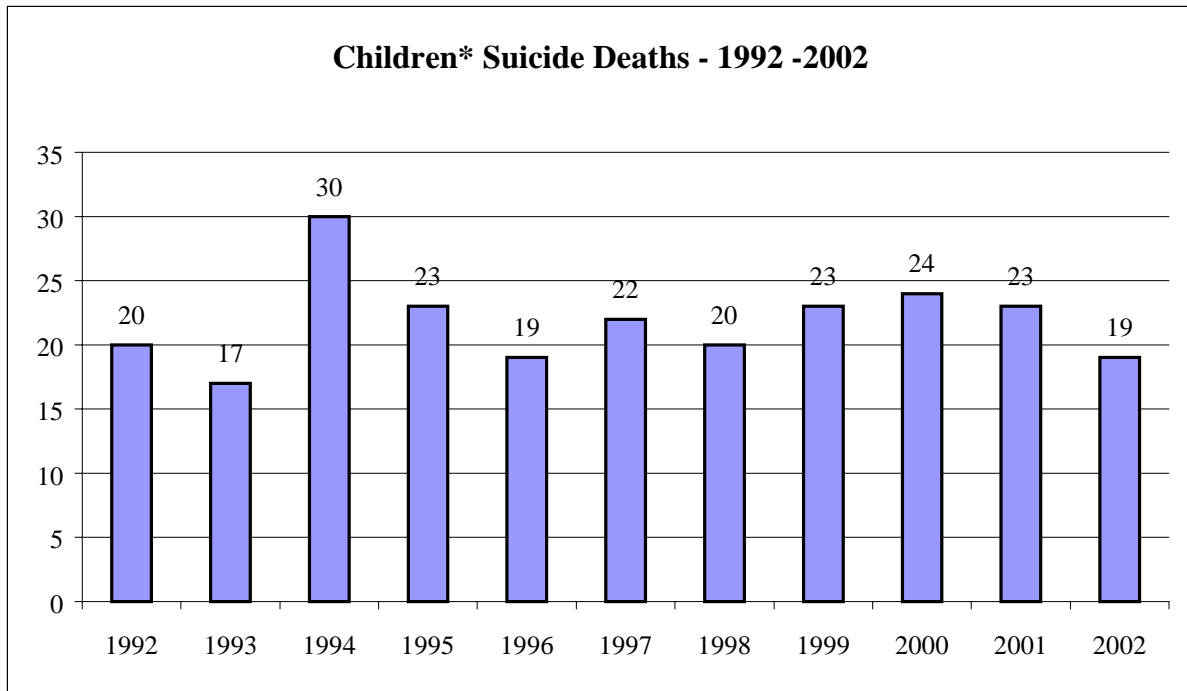
Children* - Suicide Deaths - 2002				
Manner of Death - Suicides	Total Cases	Autopsied	Dictated External	Investigation/Field Examination
Shot self with firearm	12	10	1	0
Hanged self	4	4	0	0
Ingested or injected medication	1	0	0	0
Driver of motor vehicle	1	1	0	0
Suicide as pedestrian	1	1	0	0
Total	19	16	1	0

Figure 44. Children* Suicide Deaths - Method



* 18years of age and younger

Figure 45. Children* Suicide Deaths – 1992 -2002



Suicide in Children – Summary

New Mexico experienced the fewest suicides in children in 2002 since 1996, with a 17.4% decrease since 2001. More suicide deaths occurred in males (63.2%) than females, and non-Hispanic whites represented the majority of suicides (42%). More suicides in children were committed on Saturdays (5) than any other day of the week, and more occurred in March (4) than any other month. As with adults, firearms and asphyxiation were the two methods most commonly used.

* 18years of age and younger

Overview Children* - Manner of Death - Homicide Deaths

Figure 46. Children* Homicide Deaths - Gender - Age

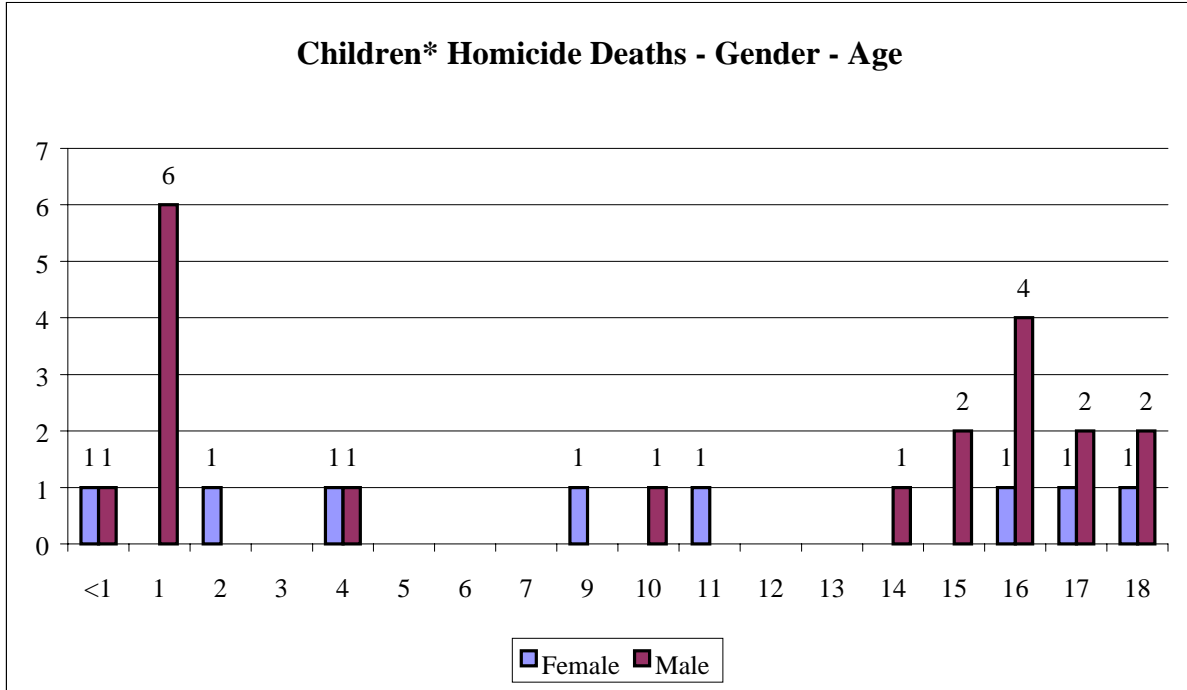
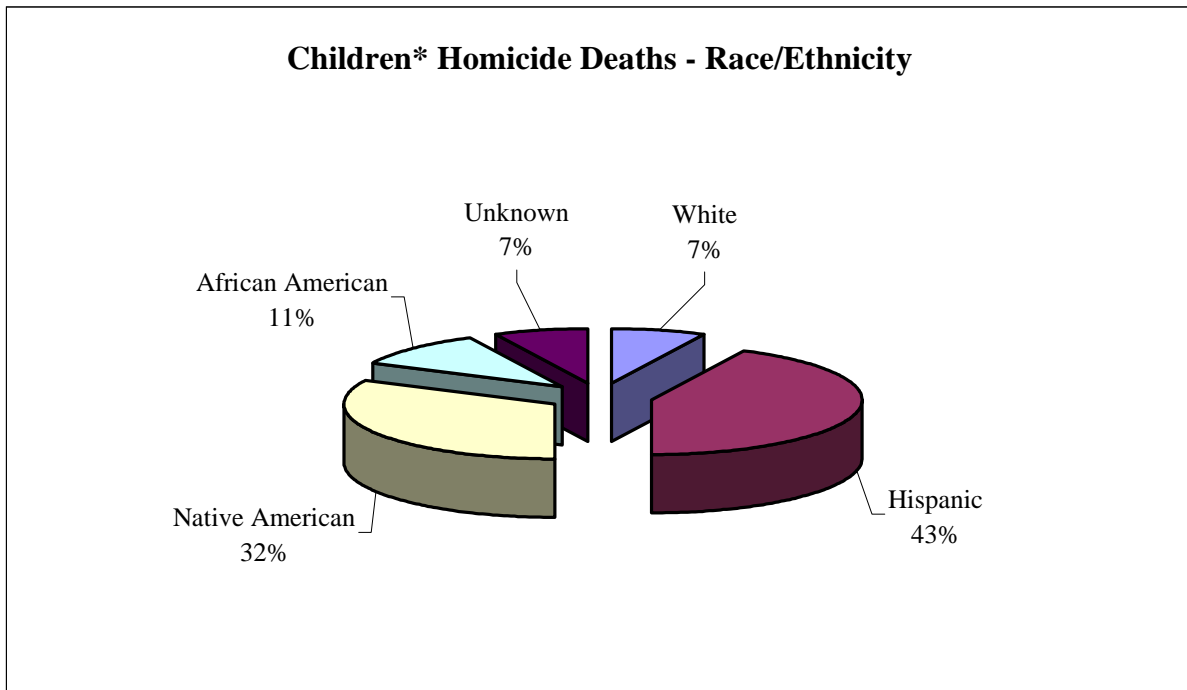


Figure 47. Children* Homicide Deaths - Race/Ethnicity



* 18years of age and younger

Figure 48. Children* Homicide Deaths - Month

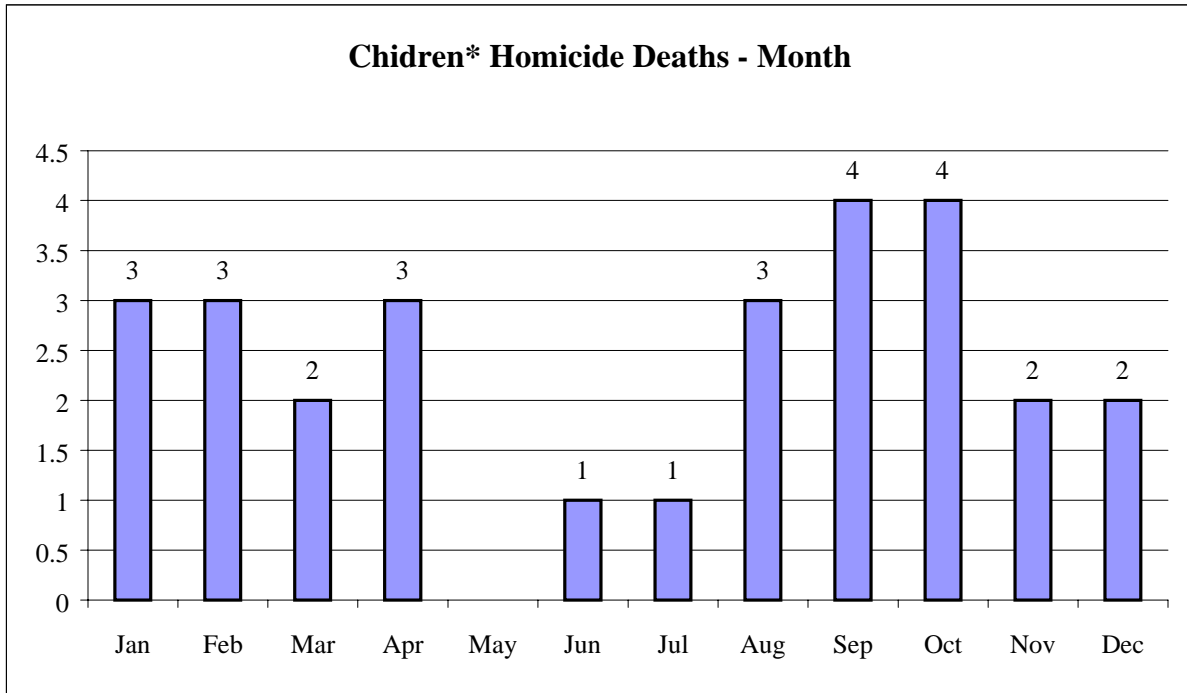
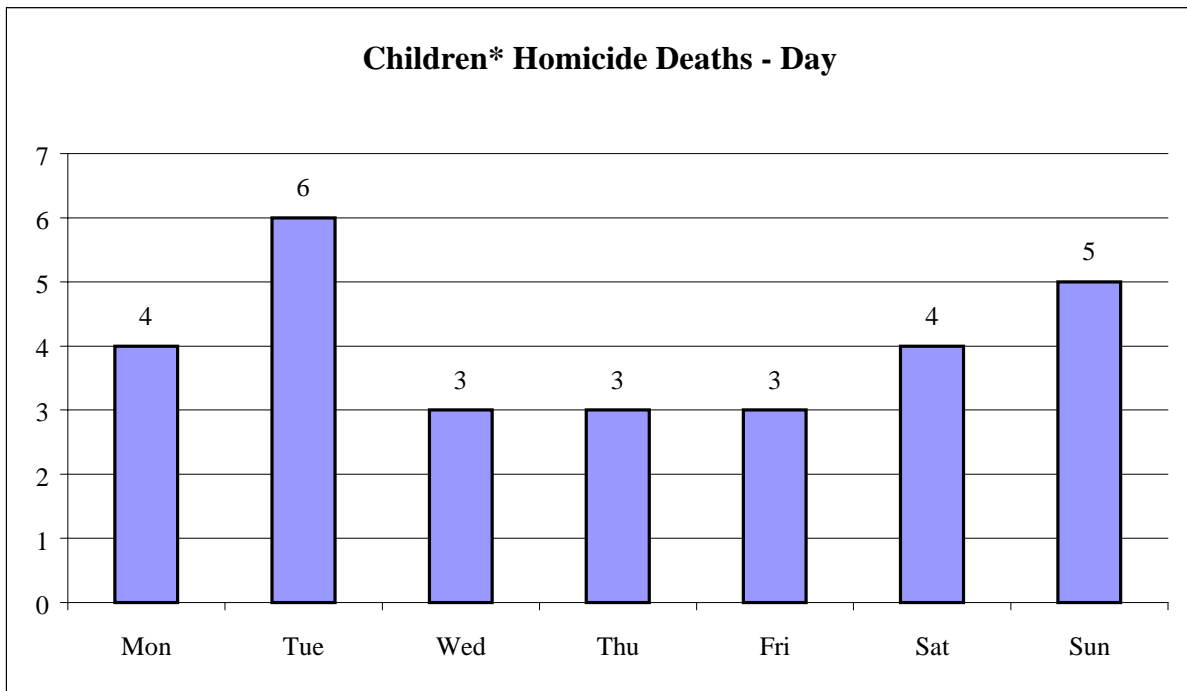


Figure 49. Children* Homicide Deaths - Day

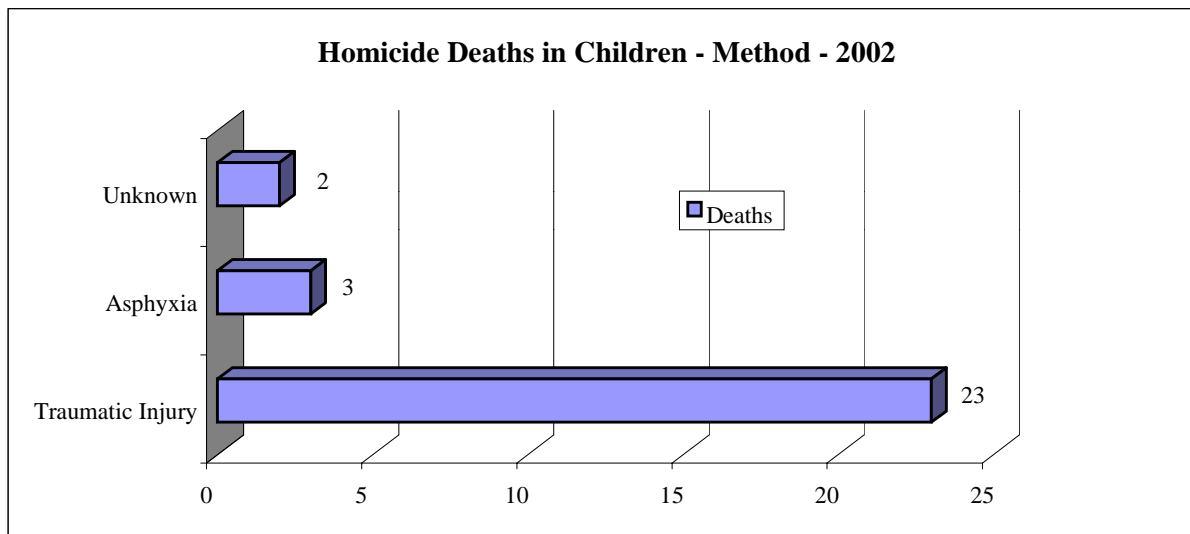


* 18years of age and younger

Table 26. Children* Homicide Deaths Numeric Sort

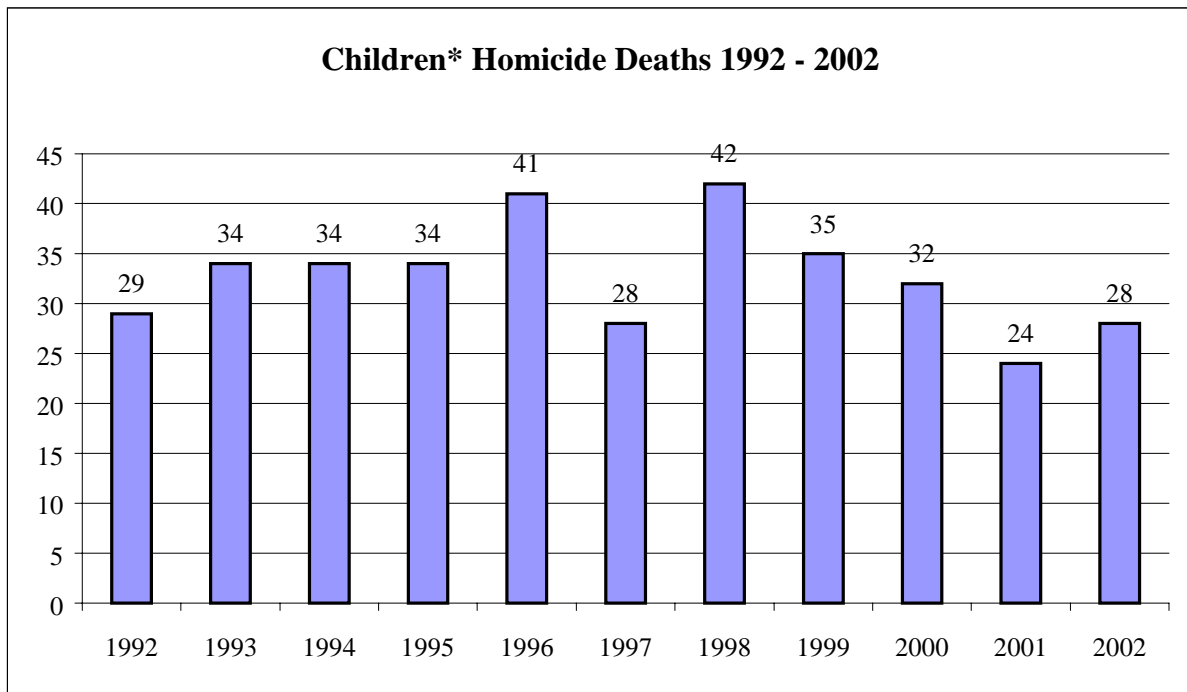
Children* - Homicide Deaths - 2002				
	Total Cases	Autopsied	Dictated External	Investigation/Field Examination
Manner of Death - Homicide				
Shot by assailant(s) with firearm	16	16	0	0
Beaten by assailant(s)	6	6	0	0
Victim of drowning	2	2	0	0
Homicide-Other	2	2	0	0
Strangled by assailant(s)	1	1	0	0
Stabbed by assailant(s)	1	1	0	0
Total	28	28	0	0

Figure 50. Children* Homicide Deaths - Method



* 18years of age and younger

Figure 51. Children* Homicide Deaths 1992 - 2002



Homicide Deaths of Children - Summary

Twenty-eight children were the victims of homicide in 2002, a 16.7% increase from 2001. Murdered children tended to be male (71.4%), Hispanic (43%) and killed by the use of a firearm (57.1%). Half of childhood homicide victims were 14-18 years of age, but nine children (32.1%) aged two years or under were also murdered in 2002. More children were murdered on Tuesdays (6) than any other day of the week, and September and October 2002 saw more childhood homicides (4 each) than any other month.

* 18years of age and younger

Overview Children* - Manner of Death - Undetermined Deaths

Table 27. Children* Undetermined Deaths

Children* - Undetermined Deaths - 2002				
	Total Cases	Autopsied	Dictated External	Investigation/Field Examination
Manner of Death - Undetermined				
Consult Request Withdrawn	6	1	0	0
Skeletal, mummified or decomposed remains	1	1	0	0
Undetermined after autopsy and/or toxicology	4	4	0	0
Total	11	6	0	0

Deaths of Children in New Mexico, 2002 - Summary

The 345 deaths of people under the age of 18 represented 6.8% of all deaths investigated by OMI in 2002, and an increase of 6.5% over 2001 childhood deaths. Male decedents comprised 62.0% of the total deaths in children. The most common manner of death in children was natural, contributing 50.1% of the total. Motor vehicle accidents were the most common cause of accidental deaths in children (78.9% of the total). Firearms played a role in three accidental deaths (2.6% of all accidental deaths), 12 suicides (63.2%) and 16 homicides (57.1%) of children.

An excellent resource for additional information about the deaths of children in New Mexico, their circumstances, risk factors and opportunities for prevention is the Annual Report of the New Mexico Child Fatality Review (NMCFR), published by the New Mexico Department of Health's Public Health Division, Maternal and Child Health Epidemiology Program. NMCFR consists of volunteers from many state and local agencies organized into six panels: Homicide, Suicide, Transportation, Sudden Infant Death Syndrome (SIDS), Unintentional Injury, and Child Abuse and Neglect. The experts on these panels, drawn from law enforcement agencies, public health departments, sociology and many other related fields, review the circumstances of childhood deaths in order to identify risk factors and develop prevention strategies and present them in their annual report.

* 18 years of age and younger

Ethanol Related Deaths

Figure 52. Ethanol Related Deaths – Manner of Death

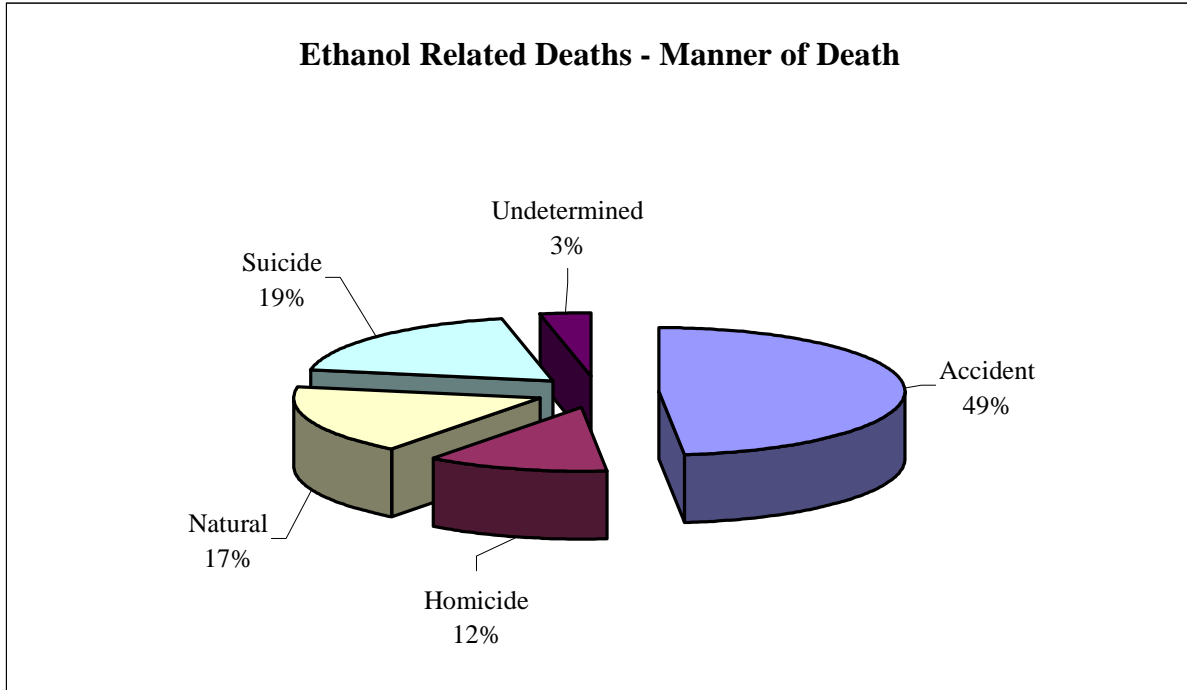


Figure 53. Ethanol Related Deaths – Gender - Age

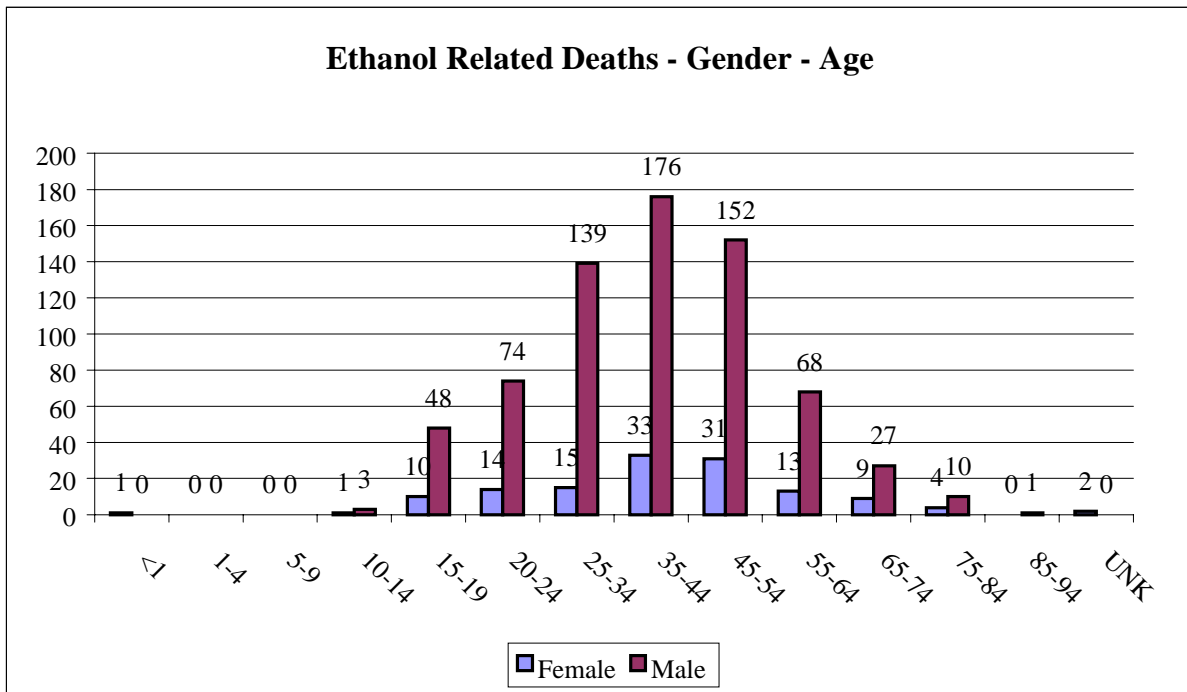
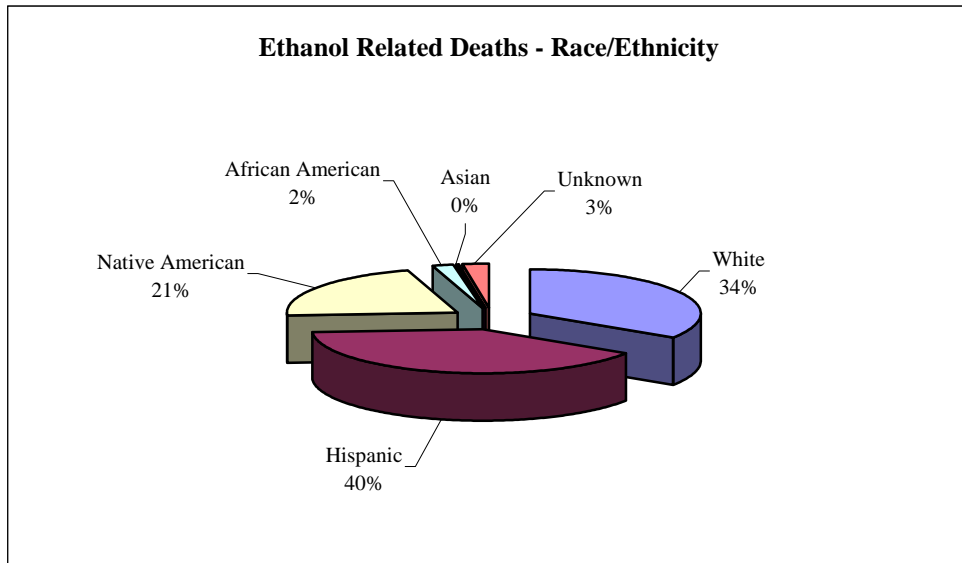


Figure 54. Ethanol Related Deaths - Race/Ethnicity



Ethanol Related Deaths – Accidental Deaths

Figure 55. Accidental Deaths – Presence of Ethanol in Decedent

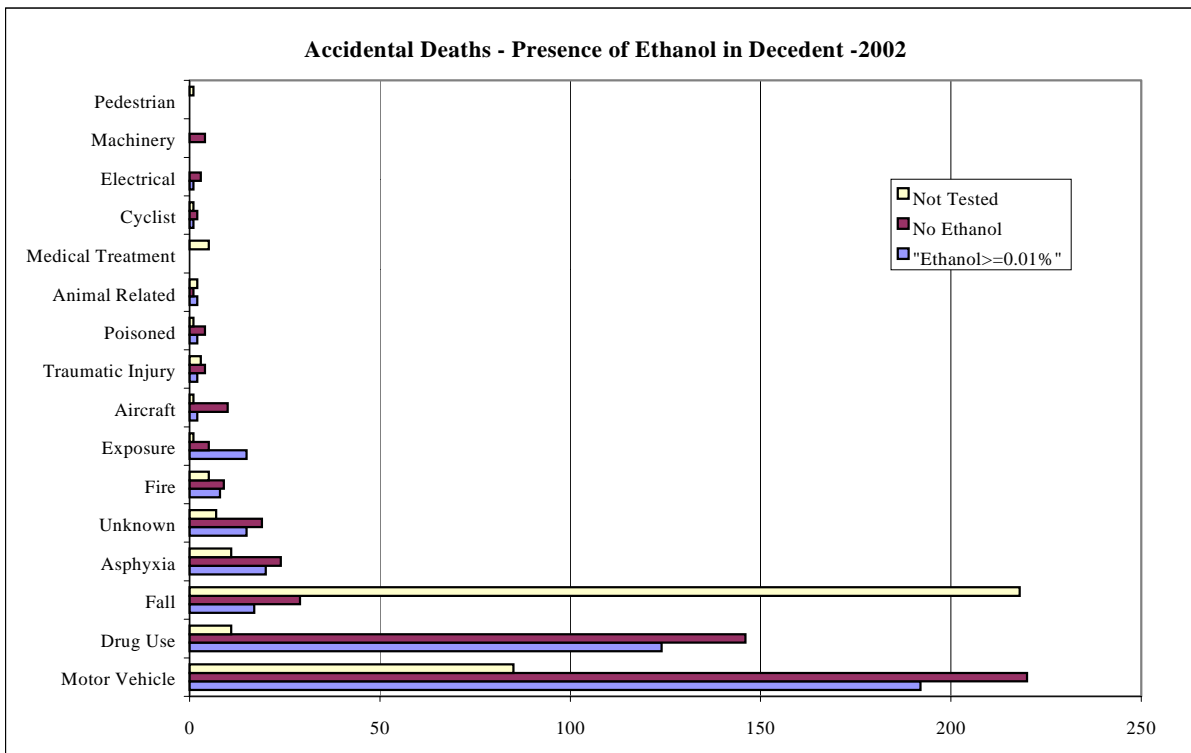


Table 28. Ethanol Related Deaths – Accidental Deaths – Alphabetic Sort

Accidental Deaths - Presence of Ethanol in Decedent - 2002

	Alphabetic Sort			
	Total	Ethanol \geq 0.005%		
		Yes	No	Not Tested
Accidental Deaths				
Aircraft				
Passenger in aircraft crash	4	0	4	0
Pilot of aircraft crash	9	2	6	1
Animal Related				
Animal Related	5	2	1	2
Asphyxia				
Accidental ligature strangulation	1	0	1	0
Choked on foreign object	10	1	2	7
Crushed/suffocated	12	2	7	3
Drowned (non-recreational water accidents)	20	12	7	1
Drowned while swimming (recreational and rescue attempts)	12	5	7	0
Cyclist				
Cyclist non-motor vehicle accident	4	1	2	1
Drug Use				
Ingested alcohol (ethanol)	20	18	1	1
Ingested and/or injected illicit drug(s)	192	91	94	7
Ingested and/or injected prescription medications	69	15	51	3
Electrical				
Contacted electrical current	4	1	3	0
Exposure				
Exposed to cold, heat	21	15	5	1
Fall				
Fall from height	65	6	13	46
Fall from standing height	199	11	16	172
Fire				
Scalded by hot water, hot oil, other agent	1	1	0	0
Victim of explosion	1	0	1	0
Victim of fire	20	7	8	5
Machinery				
Farm or Industrial machinery accident	4	0	4	0
Medical Treatment				
Medical treatment	5	0	0	5

-Continued on the Next Page

Accidental Deaths - Presence of Ethanol in Decedent - 2002 Cont.

	Alphabetic Sort			
	Total	Ethanol >= 0.005%		
		Yes	No	Not Tested
Accidental Deaths				
Motor Vehicle				
Cyclist struck by motor vehicle type	4	1	2	1
Driver of auto in collision with fixed object	16	15	1	0
Driver of auto in collision with other motor vehicle	82	17	47	18
Driver of auto that left roadway	75	30	38	7
Driver of motor vehicle struck by train	1	1	0	0
Driver of motorcycle left roadway	17	8	7	2
Driver of motorcycle in collision with other motor vehicle type	20	6	13	1
Driver of pickup in collision with fixed object	5	3	1	1
Driver of pickup in collision with motor vehicle type	11	4	7	0
Driver of pickup that left roadway	37	21	13	3
Driver of truck in collision with other fixed object	2	1	1	0
Driver of truck in collision with other motor vehicle type	3	0	3	0
Driver of truck that left roadway	11	3	7	1
Passenger in auto in collision with fixed object	7	3	2	2
Passenger in auto in collision with other motor vehicle type	41	8	21	12
Passenger in auto that left roadway	62	13	31	18
Passenger in pickup in collision with fixed object	1	1	0	0
Passenger in pickup in collision with motor vehicle type	8	3	4	1
Passenger in pickup that left roadway	17	7	3	7
Passenger in truck that left roadway	2	0	2	0
Passenger on motorcycle in collision with other motor vehicle type	4	2	1	1
Passenger on motorcycle left roadway	2	0	1	1
Passenger who fell from moving motor vehicle	2	1	1	0
Pedestrian struck by motor vehicle	67	44	14	9
Pedestrian				
Pedestrian struck by non-motor vehicle	1	0	0	1
Poisoned				
Inhaled toxic agent accidentally	5	1	3	1
Inhaled toxic substances to achieve intoxication	1	1	0	0
Poisoned	1	0	1	0
Traumatic Injury				
Accidental discharge of firearm	3	1	2	0
Cut self	1	0	0	1
Received blow/collided with object	3	0	2	1
Struck by moving object	2	1	0	1
Unknown				
Accident-Unknown	41	15	19	7
Total	1,233	401	480	352

Table 29. Ethanol Related Deaths – Accidental Deaths – Numeric Sort

Accidental Deaths - Presence of Ethanol in Decedent -2002

Accidental Deaths	Total	By Highest Value		
		Ethanol >=0.005%		
		Yes	No	Not Tested
Fall from standing height	199	11	16	172
Ingested and/or injected illicit drug(s)	192	91	94	7
Driver of auto in collision with other motor vehicle	82	17	47	18
Driver of auto that left roadway	75	30	38	7
Ingested and/or injected prescription medications	69	15	51	3
Pedestrian struck by motor vehicle	67	44	14	9
Fall from height	65	6	13	46
Passenger in auto that left roadway	62	13	31	18
Accident-Unknown	41	15	19	7
Passenger in auto in collision with other motor vehicle type	41	8	21	12
Driver of pickup that left roadway	37	21	13	3
Exposed to cold, heat	21	15	5	1
Driver of motorcycle in collision with other motor vehicle type	20	6	13	1
Drowned (non-recreational water accidents)	20	12	7	1
Ingested alcohol (ethanol)	20	18	1	1
Victim of fire	20	7	8	5
Driver of motorcycle left roadway	17	8	7	2
Passenger in pickup that left roadway	17	7	3	7
Driver of auto in collision with fixed object	16	15	1	0
Crushed/suffocated	12	2	7	3
Drowned while swimming (recreational and rescue attempts)	12	5	7	0
Driver of pickup in collision with motor vehicle type	11	4	7	0
Driver of truck that left roadway	11	3	7	1
Choked on foreign object	10	1	2	7
Pilot of aircraft crash	9	2	6	1
Passenger in pickup in collision with motor vehicle type	8	3	4	1
Passenger in auto in collision with fixed object	7	3	2	2
Driver of pickup in collision with fixed object	5	3	1	1
Inhaled toxic agent accidentally	5	1	3	1
Medical treatment	5	0	0	5
Contacted electrical current	4	1	3	0
Cyclist non-motor vehicle accident	4	1	2	1
Cyclist struck by motor vehicle type	4	1	2	1
Farm or Industrial machinery accident	4	0	4	0
Passenger in aircraft crash	4	0	4	0
Passenger on motorcycle in collision with other motor vehicle type	4	2	1	1

-Continued on the Next Page

Accidental Deaths - Presence of Ethanol in Decedent -2002 Cont.

Accidental Deaths	Total	By Highest Value		
		Ethanol >=0.005%		
		Yes	No	Not Tested
Accidental discharge of firearm	3	1	2	0
Driver of truck in collision with other motor vehicle type	3	0	3	0
Fell/thrown from (horse, brahma bull, other riding animal	3	2	0	1
Received blow/collided with object	3	0	2	1
Animal related (bitten, kicked, trampled)	2	0	1	1
Driver of truck in collision with other fixed object	2	1	1	0
Passenger in truck that left roadway	2	0	2	0
Passenger on motorcycle left roadway	2	0	1	1
Passenger who fell from moving motor vehicle	2	1	1	0
Struck by moving object	2	1	0	1
Accidental ligature strangulation	1	0	1	0
Cut self	1	0	0	1
Driver of motor vehicle struck by train	1	1	0	0
Inhaled toxic substances to achieve intoxication	1	1	0	0
Passenger in pickup in collision with fixed object	1	1	0	0
Pedestrian struck by non-motor vehicle	1	0	0	1
Poisoned	1	0	1	0
Scalded by hot water, hot oil, other agent	1	1	0	0
Victim of explosion	1	0	1	0
Total	1,233	401	480	352

Ethanol Related Deaths - Summary

There were 831 ethanol (alcohol) related deaths investigated by OMI in 2002, 16.3% of the total. The most alcohol related deaths were seen in males ranging in age from 25 to 54 years, with this group contributing 56.2% of the total alcohol related deaths. Alcohol was most frequently related to accidental deaths (49%) but was found in people dying from all manners of death.

Ethanol Related Deaths – Suicide Deaths

Figure 56. Suicide Deaths – Presence of Ethanol in Decedent

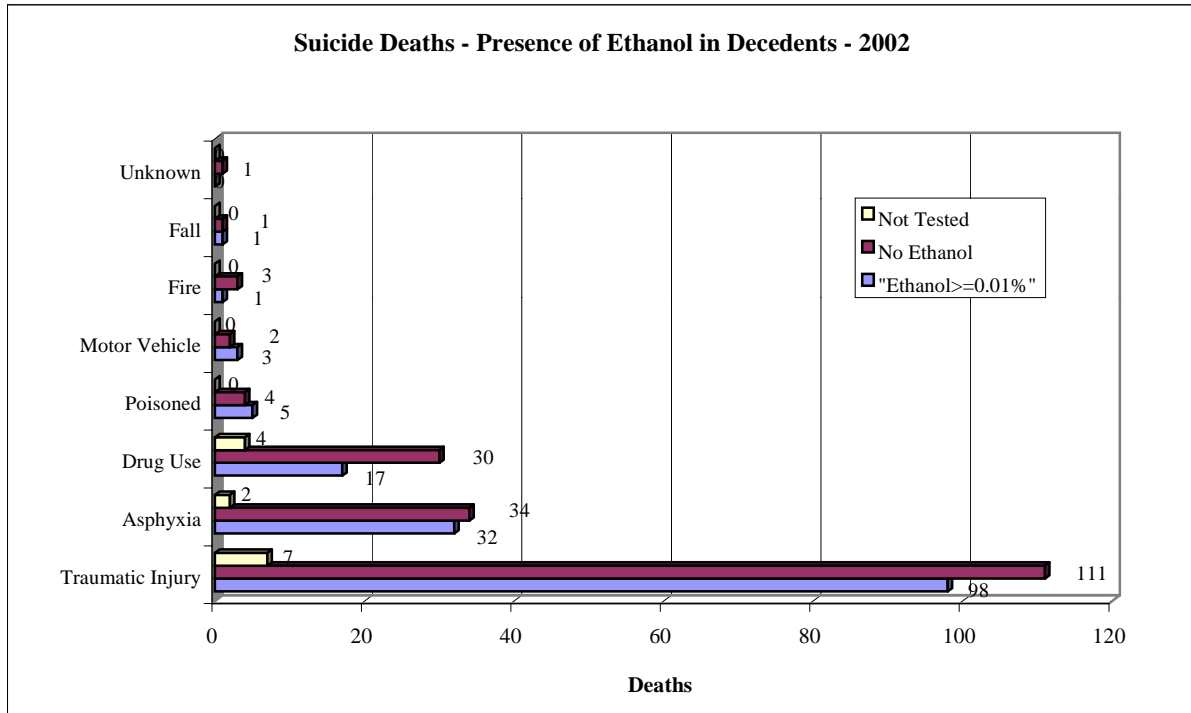


Table 30. Ethanol Related Deaths – Suicide Deaths – Numeric Sort

**Suicide Deaths - Presence of Ethanol in Decedent
 2002**

Circumstances	Total	Ethanol >=0.005%		
		Yes	No	Not Tested
Suicide Deaths				
Shot self with firearm	213	97	109	7
Hanged self	65	32	31	2
Ingested or injected medication	42	15	24	3
Ingested, injected or inhaled non-prescription medication	9	2	6	1
Inhaled toxic agent	9	5	4	0
Burned self	4	1	3	0
Drowned self	3	0	3	0
Suicide as pedestrian	3	2	1	0
Cut/Slashed self	3	1	2	0
Jumped from height	2	1	1	0
Driver of motor vehicle	2	1	1	0
Suicide-Other	1	0	1	0
Total	356	157	186	13

Ethanol Related Deaths – Homicide Deaths

Figure 57. Homicide Deaths - Presence of Ethanol in Decedent

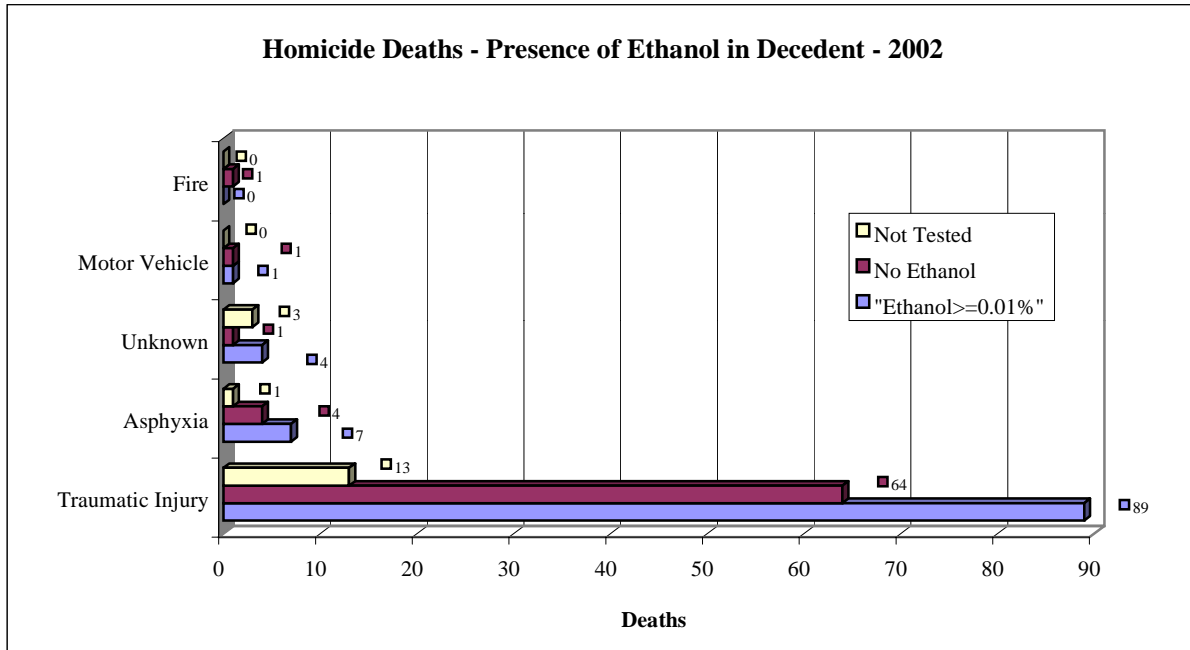


Table 31. Ethanol Related Deaths – Homicide Deaths – Numeric Sort

Homicide Deaths - Presence of Ethanol in Decedent - 2002

By Highest Value

Homicide Deaths	Total	Ethanol >=0.005%		
		Yes	No	Not Tested
Shot by assailant(s) with firearm	92	42	45	5
Beaten by assailant(s)	36	24	7	5
Strangled by assailant(s)	10	7	2	1
Homicide-Other	8	4	1	3
Stabbed by assailant(s)	37	23	12	2
Victim of drowning	2	0	2	0
Struck with auto by assailant(s)	2	1	1	0
Victim of intentionally set fire	1	0	1	0
Ingested/injected/inhaled drugs/poisons	1	0	1	0
Assaulted (unknown)	1	0	0	1
Total	190	101	72	17

Ethanol Related Deaths – Undetermined Deaths

Table 32. Ethanol Related Deaths - Undetermined Deaths – Numeric Sort

**Undetermined Deaths - Presence of Ethanol in Decedent
 2002**

Undetermined Deaths	Total	Ethanol >=0.005%		
		Yes	No	Not Tested
Unknown	62	20	27	15
Other	49	1	1	47
Traumatic Injury	8	4	1	3
Drug Use	5	1	3	1
Poisoned	2	1	1	0
Motor Vehicle	1	0	1	0
Natural	1	1	0	0
Uncoded	1	1	0	0
Total	129	29	34	66

Ethanol Related Deaths – Cause of Death

Figure 58. Ethanol Related Deaths - Ethanol Testing - Cause of Death

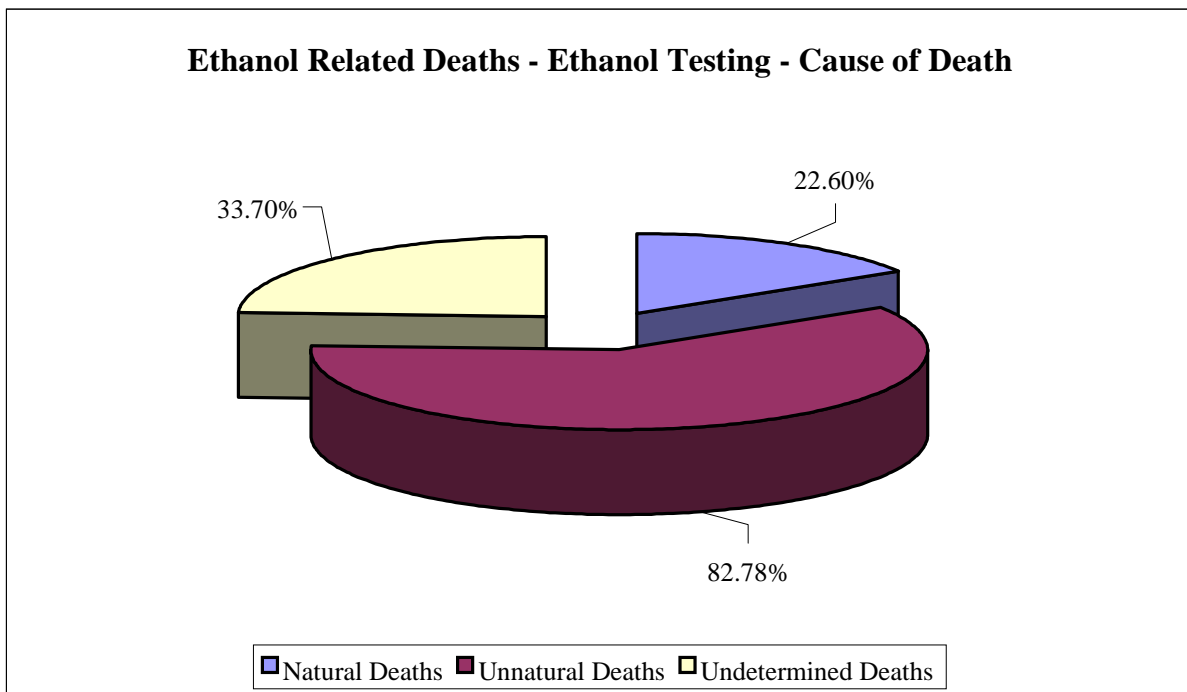


Table 33. Ethanol Related Deaths – Cause of Death – Alphabetic Sort

Cause of Death -Presence of Ethanol in Decedent

2002

Alphabetic Sort

	Total Cases	Ethanol $\geq 0.005\%$		
		Yes	No	Not Tested
Natural Deaths				
Acquired Immune Deficiency Syndrome	9	0	0	9
Adverse reaction (allergy)	1	0	1	0
Alzheimers Disease	57	0	0	57
Aneurysm	33	0	7	26
Arthritis	4	0	0	4
Aspiration	2	0	0	2
Asthma	13	3	7	3
Blood disorders	4	0	1	3
Carcinoma	289	2	9	278
Cerebrovascular	114	2	10	102
Chronic Obstructive Pulmonary Disease	154	5	14	135
Congenital Defect	36	0	3	33
Dehydration	5	0	3	2
Diabetes	51	2	7	42
Emboli	33	2	8	23
Emphysema	29	0	0	29
Epilepsy	25	3	17	5
Ethanolism	75	31	23	21
Gastrointestinal Hemorrhage	75	12	22	41
Heart Disease	1592	65	294	1233
Hepatic failure	61	4	13	44
History of Illness or Injury	8	0	3	5
Hodgkin's disease	1	0	0	1
Hypertension	104	10	37	57
Intrauterine Fetal Death	32	0	0	32
Leukemia	14	0	0	14
Malnutrition	4	0	2	2
Maternal and Fetal Complications of Birth	7	0	1	6
Medical Treatment	6	0	0	6
Meningitis	6	0	2	4
Multiple Organ Failure	3	0	0	3
Natural- Other	117	4	17	96
Obesity	12	1	7	4
Obstruction (blockage)	5	0	2	3
Pancreas	5	0	4	1
Parkinson's disease	7	0	0	7

-Continued on the Next Page

**Cause of Death -Presence of Ethanol in Decedent - Cont
 2002**

Alphabetic Sort

	Total Cases	Ethanol \geq 0.005%		
		Yes	No	Not Tested
<u>Natural Deaths</u>				
Pneumonia	160	3	48	109
Prematurity	25	0	0	25
Presumably natural disease	2	0	1	1
Pulmonary Edema	2	0	0	2
Renal Failure	52	3	2	47
Respiratory Distress Syndrome	27	1	4	22
Sepsis	58	0	16	42
Spontaneous Hemorrhage	7	0	3	4
Sudden Infant Death Syndrome	14	0	14	0
Subtotal	3340	153	602	2585
<u>Unnatural Deaths</u>				
Asphyxia	45	16	20	9
Aspiration	5	1	1	3
Carbon Monoxide Intoxication	28	14	12	2
Child abuse	2	0	1	1
Drowning	40	18	21	1
Electrocution	4	1	3	0
Ethanol (alcohol) Intoxication	15	13	1	1
Exposure	22	15	6	1
Exsanguination	9	4	3	2
Gunshot Wound	314	144	158	12
Hanging	64	30	32	2
Head and Neck Injuries	219	71	67	81
Multiple Injuries	507	177	187	143
Narcotic Abuse	1	0	1	0
Stab Wound	41	27	13	1
Subdural Hematoma	15	5	1	9
Substance Intoxication	294	127	159	8
Thermal Injuries (burns)	21	3	13	5
Unnatural-Other	15	1	9	5
Subtotal	1661	667	708	286
<u>Uncertifiable Cases</u>				
Skeletal/Mummified Remains	18	5	4	9
Undetermined After Autopsy and/or Investigation	18	4	13	1
Consult Request Withdrawn	27	1	1	25
Insufficient Remains for Determination of Death	1	0	0	1
Non-Human Remains	12	0	0	12
Skeletal Remains- Ancient	9	0	0	9
	1	1	0	0
Subtotal	86	11	18	57
Total	5087	831	1328	2928

Table 34. Ethanol Related Deaths – Cause of Death – Numeric Sort
Cause of Death - Presence of Ethanol in Decedent
2002

By Highest Value

	Total Cases	Ethanol \geq 0.005%		
		Yes	No	Not Tested
Natural Deaths				
Heart Disease	1,592	65	294	1,233
Carcinoma	289	2	9	278
Pneumonia	160	3	48	109
Chronic Obstructive Pulmonary Disease	154	5	14	135
Natural- Other	117	4	17	96
Cerebrovascular	114	2	10	102
Hypertension	104	10	37	57
Ethanolism	75	31	23	21
Gastrointestinal Hemorrhage	75	12	22	41
Hepatic failure	61	4	13	44
Sepsis	58	0	16	42
Alzheimers Disease	57	0	0	57
Renal Failure	52	3	2	47
Diabetes	51	2	7	42
Congenital Defect	36	0	3	33
Aneurysm	33	0	7	26
Emboli	33	2	8	23
Intrauterine Fetal Death	32	0	0	32
Emphysema	29	0	0	29
Respiratory Distress Syndrome	27	1	4	22
Epilepsy	25	3	17	5
Prematurity	25	0	0	25
Leukemia	14	0	0	14
Sudden Infant Death Syndrome	14	0	14	0
Asthma	13	3	7	3
Obesity	12	1	7	4
Acquired Immune Deficiency Syndrome	9	0	0	9
History of Illness or Injury	8	0	3	5
Maternal and Fetal Complications of Birth	7	0	1	6
Parkinson's disease	7	0	0	7
Spontaneous Hemorrhage	7	0	3	4
Medical Treatment	6	0	0	6
Meningitis	6	0	2	4
Dehydration	5	0	3	2
Obstruction (blockage)	5	0	2	3
Pancreas	5	0	4	1
Arthritis	4	0	0	4
Blood disorders	4	0	1	3
Malnutrition	4	0	2	2
Multiple Organ Failure	3	0	0	3

-Continued on the Next Page

Cause of Death - Presence of Ethanol in Decedent - Cont

2002

By Highest Value

	Total Cases	Ethanol \geq 0.005%		
		Yes	No	Not Tested
Natural Deaths				
Aspiration	2	0	0	2
Presumably natural disease	2	0	1	1
Pulmonary Edema	2	0	0	2
Adverse reaction (allergy)	1	0	1	0
Hodgkin's disease	1	0	0	1
Subtotal	3,340	153	602	2,585
Unnatural Deaths				
Multiple Injuries	507	177	187	143
Gunshot Wound	314	144	158	12
Substance Intoxication	294	127	159	8
Head and Neck Injuries	219	71	67	81
Hanging	64	30	32	2
Asphyxia	45	16	20	9
Stab Wound	41	27	13	1
Drowning	40	18	21	1
Carbon Monoxide Intoxication	28	14	12	2
Exposure	22	15	6	1
Thermal Injuries (burns)	21	3	13	5
Ethanol (alcohol) Intoxication	15	13	1	1
Subdural Hematoma	15	5	1	9
Unnatural-Other	15	1	9	5
Exsanguination	9	4	3	2
Aspiration	5	1	1	3
Electrocution	4	1	3	0
Child abuse	2	0	1	1
Narcotic Abuse	1	0	1	0
Subtotal	1,661	667	708	286
Other				
Skeletal/Mummified Remains	18	5	4	9
Undetermined After Autopsy and/or Investigation	18	4	13	1
Consult Request Withdrawn	27	1	1	25
Non-Human Remains	12	0	0	12
Skeletal Remains- Ancient	9	0	0	9
Insufficient Remains for Determination of Death	1	0	0	1
Uncoded	1	1	0	0
Subtotal	86	11	18	57
Total	5,087	831	1,328	2,928

Motor Vehicle Related Deaths

Figure 59. Motor Vehicle Deaths – Ethanol Present in Decedent – Gender - Age

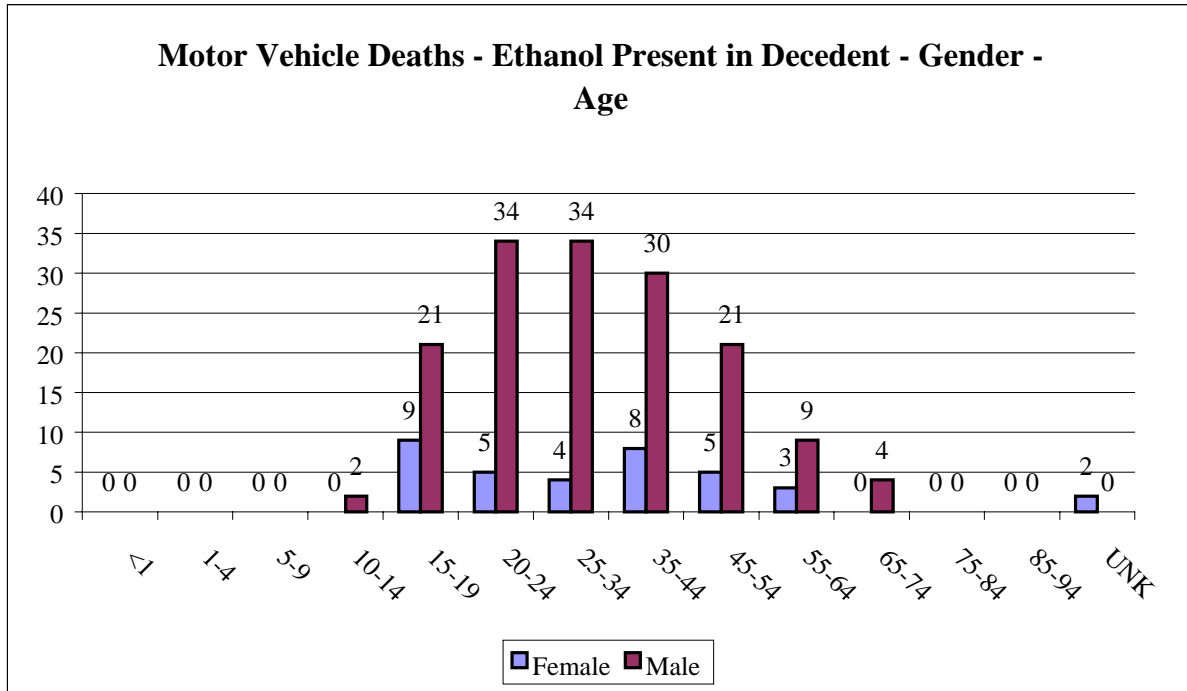


Figure 60. Motor Vehicle Related Deaths – Ethanol Present in Decedent - Race/Ethnicity

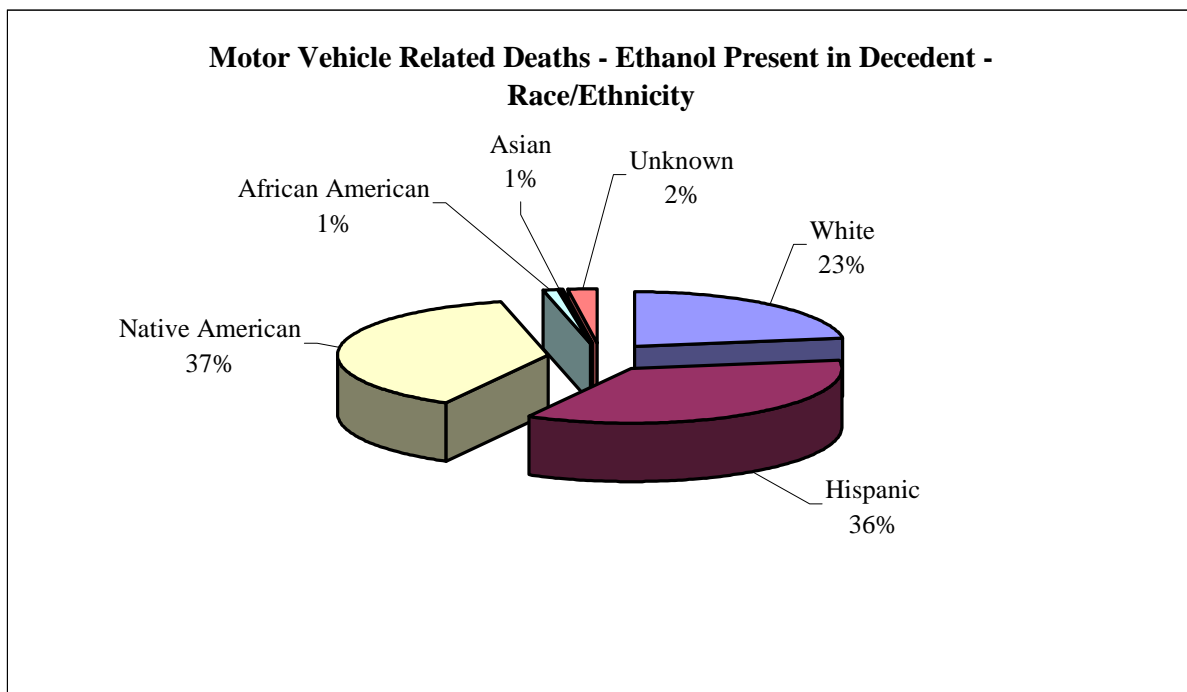


Table 35. Motor Vehicle Related Deaths – Ethanol Present in Decedent

Deaths Related to Motor Vehicles - Presence of Ethanol in Decedent

2002

Circumstances	Ethanol >=0.005%			Total
	Yes	No	Not Tested	
Motor Vehicle Driver	96	119	30	245
Motor Vehicle Passenger	36	64	40	140
Motor Vehicle - Other	0	1	0	1
Pedestrian Hit by Motor Vehicle	47	16	9	72
Motorcycle Driver	14	20	3	37
Motorcycle Passenger	2	2	2	6
Total	195	222	84	501

Table 36. Motor Vehicle Related Deaths – Ethanol Present in Decedent –Seat Belt Use

Deaths Related to Motor Vehicles - Presence of Ethanol in Decedent - Seat Belt Use

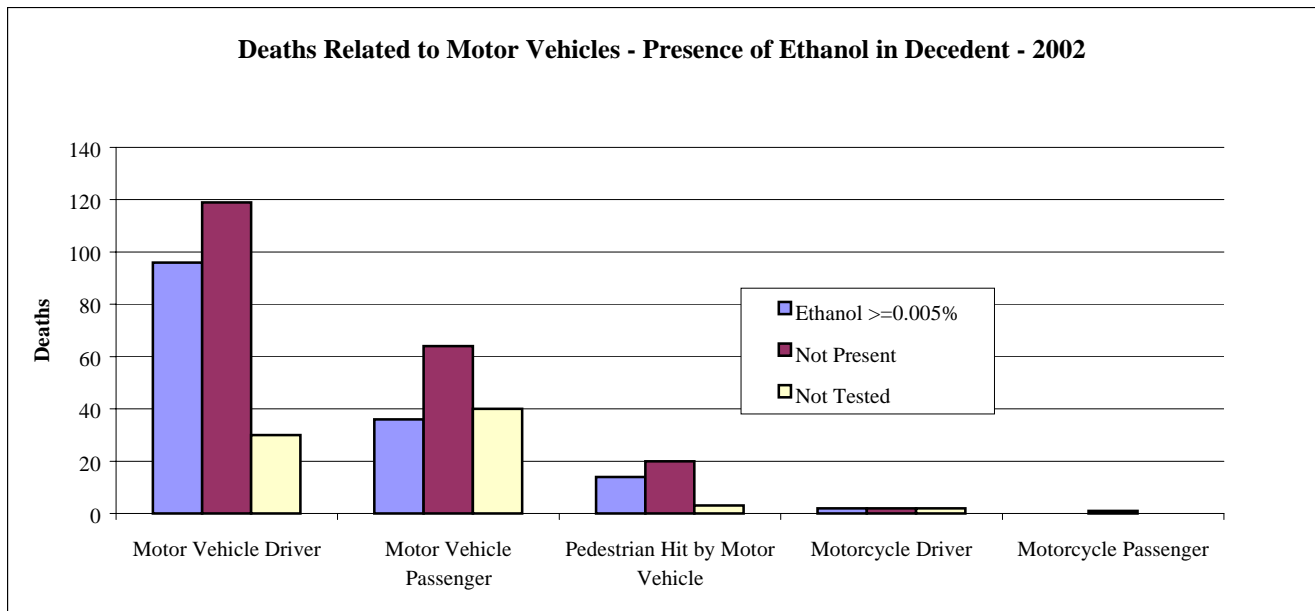
2002

Circumstance	Ethanol >=0.005%	Seat Belt Use			Total
		Belt Not in Use	Belt in Use	Unknown	
Motor Vehicle Driver	Yes	46	18	46	110
	No	33	46	60	139
	Not Tested	4	4	25	33
	Subtotal	83	68	131	282
Motor Vehicle Passenger	Yes	26	2	10	38
	No	28	15	27	70
	Not Tested	18	7	17	42
	Subtotal	72	24	54	150
Total		155	92	185	432

Table 37. Motor Vehicle Related Deaths – Ethanol Present in Decedent – Air Bag Use

Deaths Related to Motor Vehicles - Presence of Ethanol in Decedent - Air Bag Use 2002						
Circumstance	Ethanol >=0.005%	Air Bag Use			Unknown	Total
		Air Bag Not in Use	Air Bag Inflated	Air Bag Not Installed		
Motor Vehicle Driver	Yes	2	8	3	97	110
	No	4	11	1	123	139
	Not Tested	0	1	0	32	33
	Subtotal	6	20	4	252	282
Motor Vehicle Passenger	Yes	0	0	0	38	38
	No	2	2	0	66	70
	Not Tested	0	0	0	42	42
	Subtotal	2	2	0	146	150
Total		8	22	4	398	432

Figure 61. Motor Vehicle Related Deaths – Ethanol Present in Decedent



Drug Caused Deaths

Figure 62. Drug Caused Deaths – Gender - Age

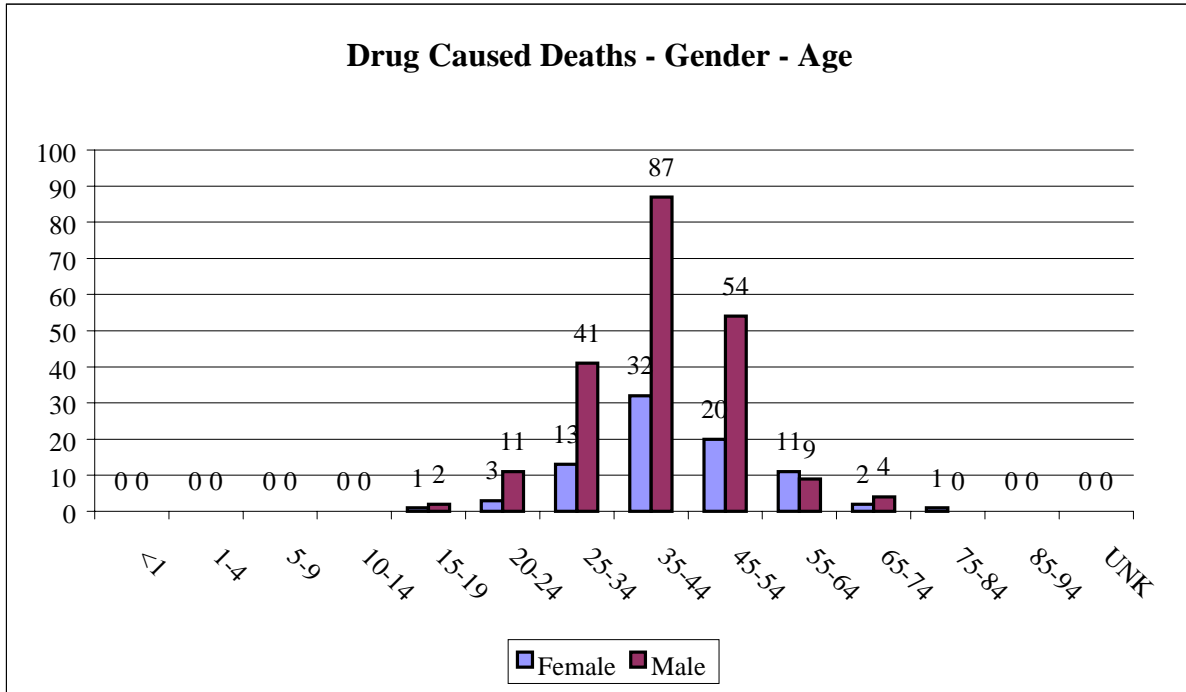


Figure 63. Drug Caused Deaths - Race/Ethnicity

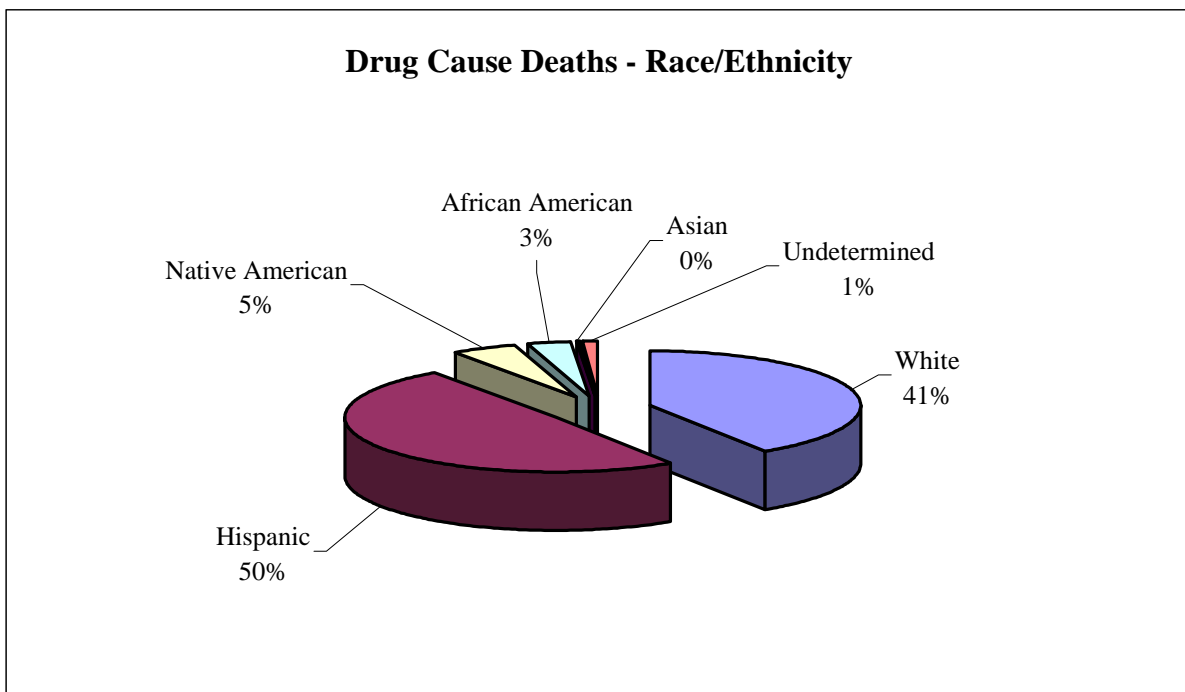


Figure 64. Drug Caused Deaths – Manner of Death

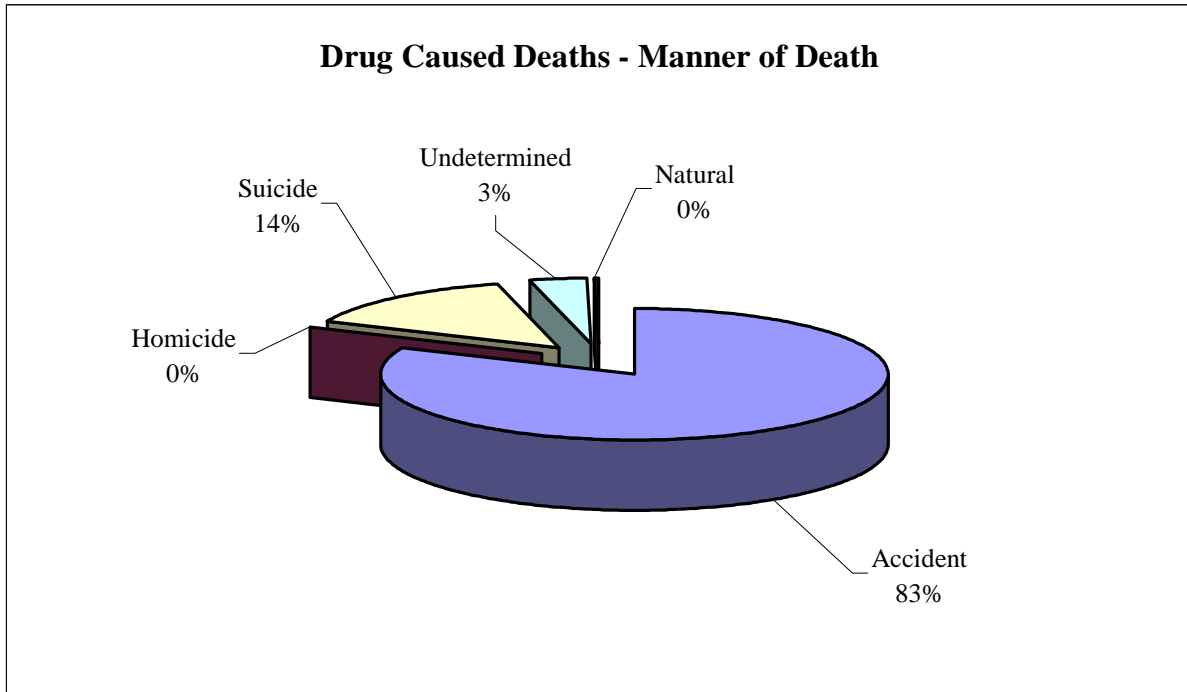


Figure 65. Drug Caused Deaths 1992 -2002

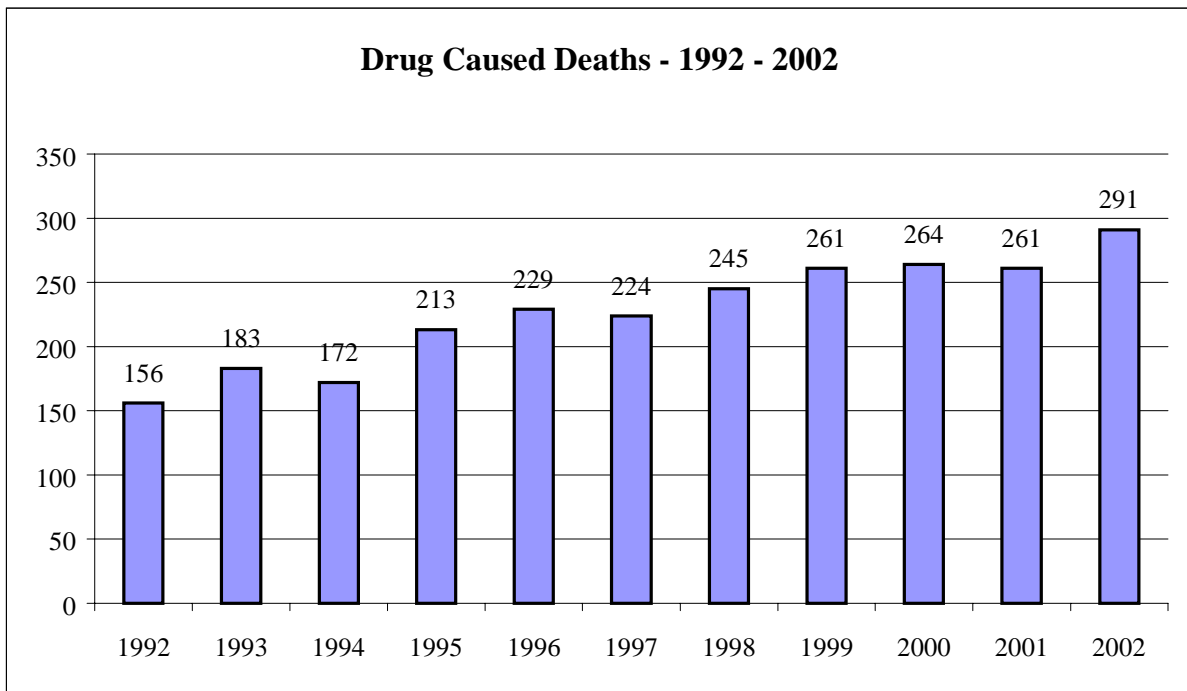


Figure 66. Drug Caused Deaths – Compounds Present in Decedent

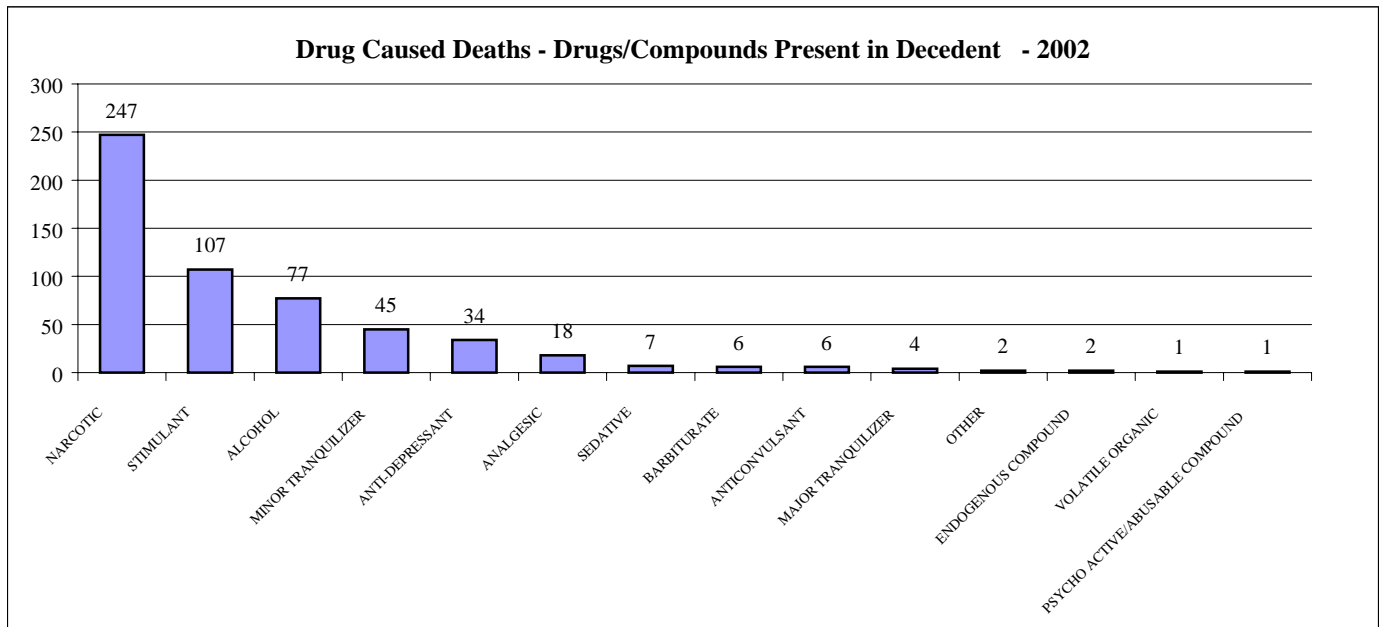


Table 38. Drug Caused Deaths – Manner of Death - Age

Age at Death	Manner of Death					Total
	Natural	Accident	Suicide	Homicide	Undetermined	
15-19	0	3	0	0	0	3
20-24	0	14	0	0	0	14
25-34	0	49	3	0	2	54
35-44	0	98	17	0	4	119
45-54	1	59	12	0	2	74
55-64	0	11	7	1	2	21
65-74	0	4	2	0	0	6
Total	1	238	41	1	10	291

Drug Caused Deaths – Summary

This report presents information regarding both drug-caused and drug-involved deaths. For the OMI definition of these two types of death, please consult the glossary on page 95. Drug-caused deaths in New Mexico have steadily increased over the last 10 years, with an 11.5% increase over 2001. A wide variety of drugs, both illicit and prescription, contributed to these deaths, with the most commonly involved being narcotics (84.9% of all drug caused deaths.)

Table 39. Drug Caused Deaths – County of Residence

Drug Caused Deaths - County of Residence - 2002

County of Residence	Deaths
Bernalillo	135
Catron	0
Chaves	10
Cibola	3
Colfax	2
Curry	1
DeBaca	1
Dona Ana	13
Eddy	7
Grant	3
Guadalupe	0
Harding	0
Hidalgo	1
Lea	2
Lincoln	1
Los Alamos	1
Luna	0
McKinley	7
Mora	0
Otero	3
Quay	2
Rio Arriba	20
Roosevelt	0
San Juan	8
San Miguel	6
Sandoval	6
Santa Fe	26
Sierra	1
Socorro	4
Taos	7
Torrence	1
Union	0
Valencia	10
Non Resident	10
Total	291

Table 40. Drug/Physiologically Active Compounds Present in Decedent

Drug/Physiologically Active Compounds Present in Decedent - 2002

Drug/Compound	Total
ALCOHOL	
ETHANOL	75
2-PROPANOL (ISOPROPYL)	1
ACETONE	1
ALCOHOL Total	77
ANALGESIC	
ACETAMINOPHEN (Tylenol)	12
SALICYLATE (Aspirin, Empirin)	5
TRAMADOL (Ultram)	1
ANALGESIC Total	18
ANTICONVULSANT	
CARBAMAZEPINE (Tegretal)	2
DIPHENYLHYDANTOIN (Dilantin, Phenytoin)	2
GABAPENTIN	2
ANTICONVULSANT Total	6
ANTI-DEPRESSANT	
AMITRIPTYLINE (Elavil)	14
DOXEPIN (Adapin, Sinequan)	2
IMIPRAMINE (Tofranil)	1
NORTRIPTYLINE (Amitriptyline Metabolite)	2
NORTRIPTYLINE (Aventyl, Pamelor)	1
PAROXETINE (Paxil)	3
SERTRALINE (Zoloft)	2
TRAZODONE (Desyrel)	2
VENLAFAXINE (Effexor)	2
CITALOPRAM	3
CLOMIPRAMINE (Anafranil)	1
MIRTRAZAPINE(Remeron)	1
ANTI-DEPRESSANT Total	34
BARBITURATE	
BUTALBITAL (Fiorinal)	5
PHENOBARBITAL	1
BARBITURATE Total	6
MAJOR TRANQUILIZER	
CLONAZEPAM (Clonopin)	2
7-AMINO CLONAZEPAM	1
QUETIAPINE (SEROQUEL)	1
MAJOR TRANQUILIZER Total	4
MINOR TRANQUILIZER	
ALPRAZOLAM (Xanax)	5
BENZODIAZEPINES	2
CARISOPRODOL (Soma)	6
CHLORDIAZEPOXIDE (Librium)	1
DIAZEPAM (Valium)	13
DIPHENHYDRAMINE (Benadryl, Somnex)	2

Drug/Physiologically Active Compounds Present in Decedent - 2002 Cont.

MINOR TRANQUILIZER Cont.	
FLUOXETINE (Prozac)	1
LORAZEPAM (Ativan)	1
NORDIAZEPAM (Diazepam Metabolite)	2
MEPROBAMATE (Miltown)	6
TEMAZEPAM (Restoril)	2
ZOLPIDEM TARTRATE (Ambien)	3
METHOCARBAMOL (Robaxin)	1
MINOR TRANQUILIZER Total	45
NARCOTIC	
6-Monoacetylmorphine (Heroin metabolite)	3
CODEINE	4
FENTANYL (Sublimaze)	2
HEROIN	9
HYDROCODONE (Hyphen, Hycodaphen, Tussionex)	20
MEPERIDINE (Demerol)	2
METHADONE	34
MORPHINE	133
OPIATES	3
OXYCODONE (Percodan, Percocet)	20
PROPOXYPHENE (Darvon, Darvocet)	16
Morphine (Codeine Metabolite)	1
NARCOTIC Total	246
OTHER	
ETHYLENE GLYCOL (Anti-freeze)	2
OTHER Total	2
SEDATIVE	
CYCLOBENZOPRINE (Flexeril)	7
SEDATIVE Total	7
STIMULANT	
AMPHETAMINE	1
BENZOYLECGONINE (Cocaine Metabolite)	4
COCAINE	89
METHAMPHETAMINE	10
CAFFEINE	1
COCAETHYLENE (Cocaine Metabolite)	2
STIMULANT Total	106
VOLATILE ORGANIC	
ACETALDEHYDE	1
VOLATILE ORGANIC Total	1
ENDOGENOUS COMPOUND	
INSULIN	2
ENDOGENOUS COMPOUND Total	2
PSYCHO ACTIVE/ABUSEABLE COMPOUND	
MESCALINE (Peyote)	1
PSYCHO ACTIVE/ABUSEABLE COMPOUND Total	1
Total	557

Table 41. Drug Caused Deaths – Cause of Death

Drug Caused Deaths - Cause of Death - 2002	
Cause of Death	Deaths
<i>Natural Deaths</i>	
Cerebrovascular	2
Pneumonia	2
Hepatic failure	1
Asthma	1
<i>Subtotal</i>	6
<i>Unnatural Deaths</i>	
Asphyxia	1
Drowning	3
Narcotic Abuse	1
Substance Intoxication	279
Unnatural-Other	1
<i>Subtotal</i>	285
Total	291

Table 42. Drug Caused Deaths – Cause of Death - Natural

Drug Caused Deaths - Cause of Death - Natural - 2002
Drugs/Compounds Present in Decedent

Cause of Death	Drug/Compound Category					Total
	ANALGESIC	ANTICONVULSANT	MINOR TRANQUILIZER	NARCOTIC	STIMULANT	
Asthma	0	0	0	0	1	1
Cerebrovascular	1	1	2	0	1	5
Hepatic failure	1	0	0	0	0	1
Pneumonia	0	0	0	2	0	2
Total	2	1	2	2	2	9
Total Drugs/Compounds						9

Table 43. Drug Caused Deaths – Cause of Death – Unnatural Deaths

Drug Caused Deaths -Cause of Death - Unnatural - 2002
Drugs/Compounds Present in Decedent

<i>Cause of Death</i>	<i>Drug Category</i>				<i>Total</i>
	ALCOHOL	ANALGESIC	ANTICONVULSANT	ANTI-DEPRESSANT	
Asphyxia	0	0	0	0	0
Drowning	0	0	0	1	1
Narcotic Abuse	0	0	0	0	0
Substance Intoxication	77	16	5	33	131
Unnatural-Other	0	0	0	0	0
Total	77	16	5	34	132

<i>Cause of Death</i>	<i>Drug Category</i>				<i>Total</i>
	BARBITURATE	ENDOGENOUS COMPOUND	MAJOR TRANQUILIZER	MINOR TRANQUILIZER	
Asphyxia	0	0	0	0	0
Drowning	0	0	0	0	0
Narcotic Abuse	0	0	0	0	0
Substance Intoxication	6	2	4	43	55
Unnatural-Other	0	0	0	0	0
Total	6	2	4	43	55

<i>Cause of Death</i>	<i>Drug Category</i>				<i>Total</i>
	NARCOTIC	OTHER	SEDATIVE	STIMULANT	
Asphyxia	0	0	0	1	1
Drowning	2	0	0	2	4
Narcotic Abuse	1	0	0	0	1
Substance Intoxication	241	2	7	102	352
Unnatural-Other	1	0	0	0	1
Total	245	2	7	105	359

<i>Cause of Death</i>	<i>Drug Category</i>		<i>Total</i>
	VOLATILE ORGANIC	PSYCHO ACTIVE/ABUSEABLE COMPOUND	
Asphyxia	0	0	0
Drowning	0	0	0
Narcotic Abuse	0	0	0
Substance Intoxication	1	1	2
Unnatural-Other	0	0	0
Total	1	1	2

Total Drugs/Compounds **548**

Table 44. Drug Caused Deaths – Manner of Death

Drug Caused Deaths - Manner of Death - 2002	
Manner of Death	
Accident	Deaths
Drowned while swimming (recreational and rescue attempts)	1
Ingested alcohol (ethanol)	3
Ingested and/or injected prescription medications	55
Accident-Unknown	1
Ingested and/or injected illicit drug(s)	174
Inhaled toxic substances to achieve intoxication	1
Driver of pickup that left roadway	1
Drowned (non-recreational water accidents)	1
Poisoned	1
Subtotal	238
Natural	
Hepatic Failure	1
Subtotal	1
Suicide	
Ingested or injected medication	38
Ingested, injected or inhaled non-prescription medication	3
Hanged self	1
Subtotal	42
Undetermined	
Ingested/injected medication	1
Ingested/injected/inhaled illicit drug or volatile	1
Undetermined after autopsy and/or toxicology	7
Skeletal, mummified or decomposed remains	1
Subtotal	10
Total	291

Table 45. Drug Caused Deaths – Manner of Death – Accidental Deaths

Drug Caused Deaths - Manner of Death -Accident - 2002
Drugs/Compounds Present in Decedent

<i>Manner of Death</i>	<i>Drug Category</i>			
	ALCOHOL	ANALGESIC	ANTICONVULSANT	ANTI-DEPRESSANT
Asphyxia	0	0	0	0
Drug Use	67	7	3	15
Motor Vehicle	1	0	0	0
Poisoned	1	0	0	0
Unknown	1	0	0	0
Total	70	7	3	15

<i>Manner of Death</i>	<i>Drug Category</i>			
	BARBITURATE	MINOR TRANQUILIZER	NARCOTIC	SEDATIVE
Asphyxia	0	0	1	0
Drug Use	4	28	211	4
Motor Vehicle	0	0	2	0
Poisoned	0	0	0	0
Unknown	0	0	0	0
Total	4	28	214	4

<i>Manner of Death</i>	<i>Drug Category</i>		
	STIMULANT	VOLATILE ORGANIC	PSYCHO ACTIVE/ABUSABLE COMPOUND
Asphyxia	2	0	0
Drug Use	102	1	1
Motor Vehicle	0	0	0
Poisoned	1	0	0
Unknown	0	0	0
Total	105	1	1

Total Drug/Compounds **452**

Table 46. Drug Caused Deaths – Manner of Death – Suicide Deaths

Drug Caused Deaths - Manner of Death - Suicide - 2002

Drugs/Compounds Present in Decedent

<i>Manner of Death</i>	<i>Drug Category</i>			
	ALCOHOL	ANALGESIC	ANTICONVULSANT	ANTI-DEPRESSANT
Asphyxia	1	1	0	0
Drug Use	4	9	2	16
Total	5	10	2	16

<i>Manner of Death</i>	<i>Drug Category</i>			
	BARBITURATE	ENDOGENOUS COMPOUND	MAJOR TRANQUILIZER	MINOR TRANQUILIZER
Asphyxia	0	0	0	0
Drug Use	2	2	2	15
Total	2	2	2	15

<i>Manner of Death</i>	<i>Drug Category</i>		
	NARCOTIC	OTHER	SEDATIVE
Asphyxia	3	0	0
Drug Use	21	2	2
Total	24	2	2

Total Drugs/Compounds				82
------------------------------	--	--	--	-----------

Table 47. Drug Caused Deaths – Manner of Death – Undetermined Deaths

Drug Caused Deaths - Cause of Death -Undetermined - 2002

Drugs/Compounds Present in Decedent

<i>Manner of Death</i>	<i>Drug Category</i>			
	ALCOHOL	ANTICONVULSANT	ANTI-DEPRESSANT	MAJOR TRANQUILIZER
Drug Use	0	0	0	0
Unknown	2	1	3	2
Total	2	1	3	2

<i>Manner of Death</i>	<i>Drug Category</i>			
	MINOR TRANQUILIZER	NARCOTIC	SEDATIVE	STIMULANT
Drug Use	1	2	0	1
Unknown	1	7	1	1
Total	2	9	1	2

Total Drugs/Compounds				22
------------------------------	--	--	--	-----------

Drug Involved Deaths

Figure 66. Drug Involved Deaths – Gender - Age

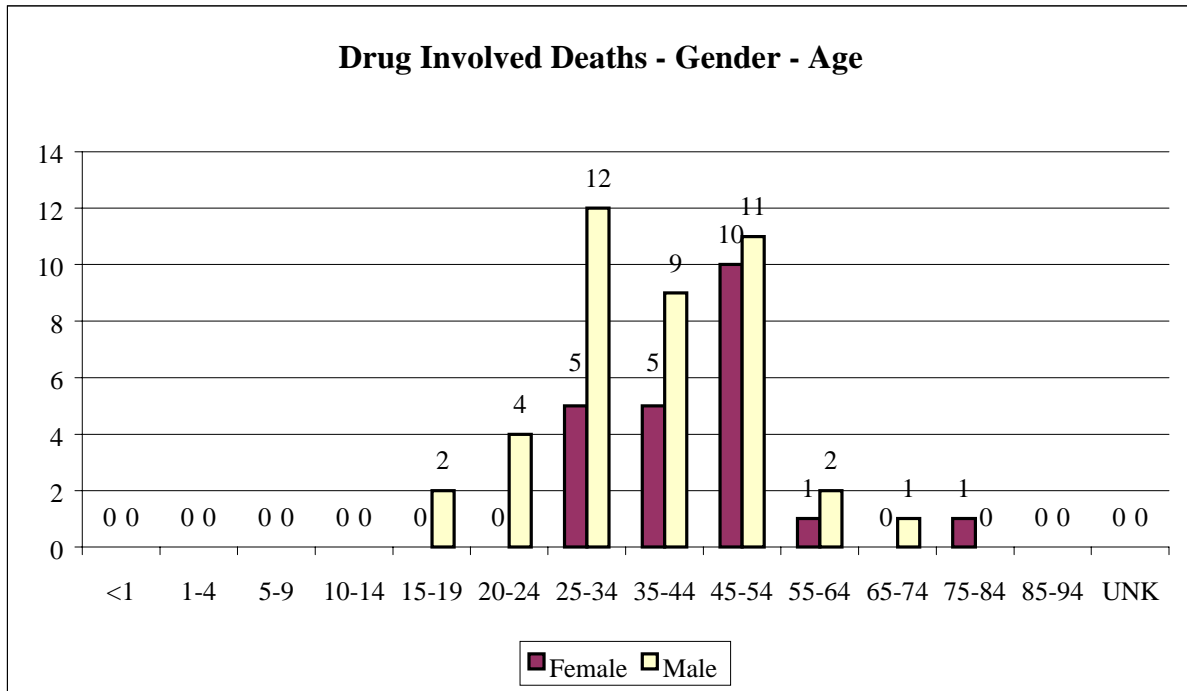


Figure 67. Drug Involved Deaths - Race/Ethnicity

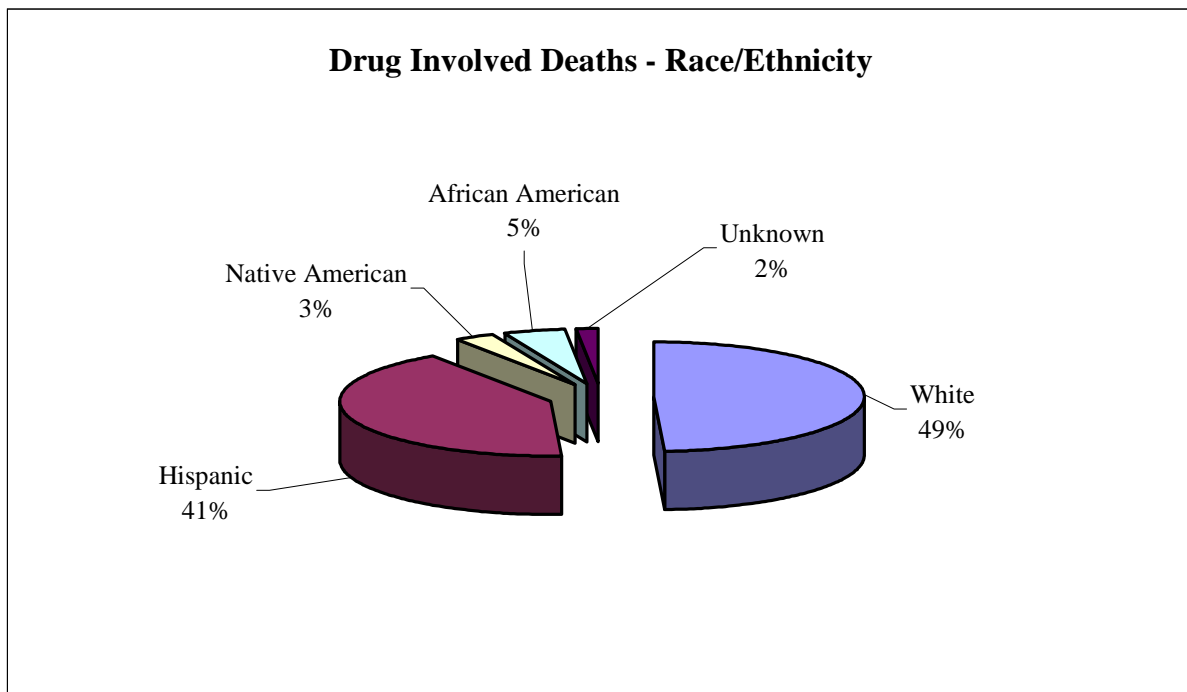


Figure 68. Drug Involved Deaths – Manner of Death

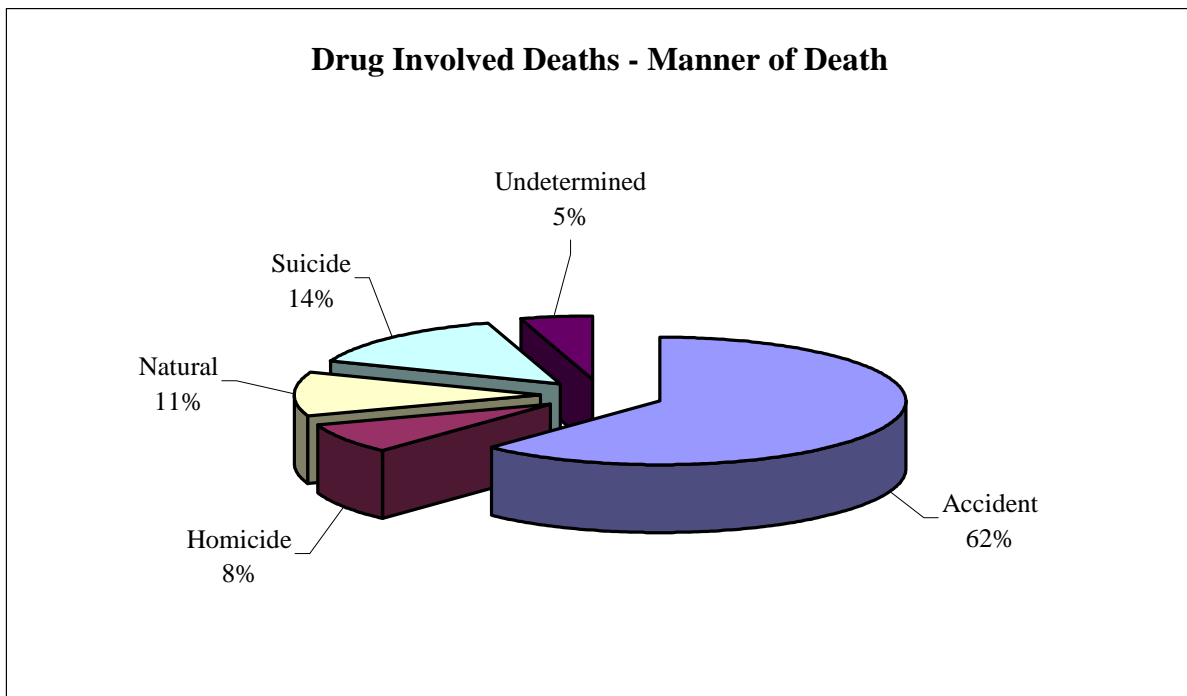


Figure 69. Drug Involved Deaths – Drug/Compound Present in Decedent

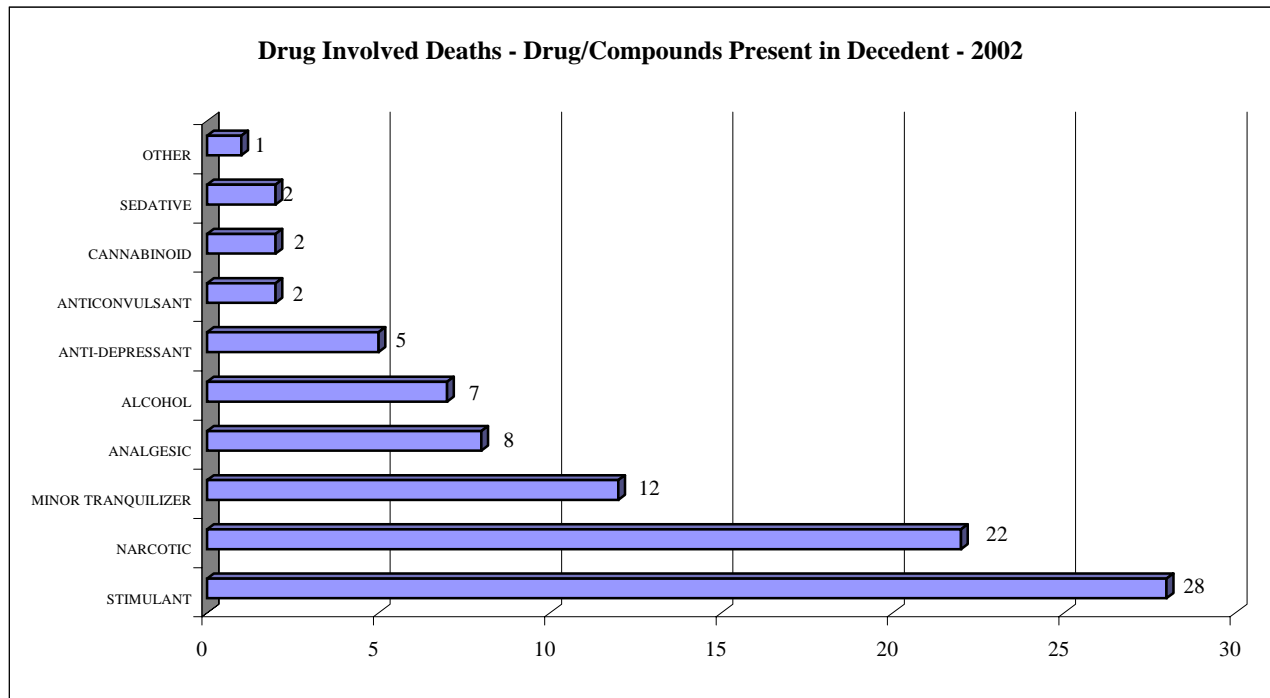


Table 48. Drug Involved Deaths – Cause of Death

Drug Involved Deaths - Cause of Death - 2002

Cause of Death	Deaths
Natural	
Asthma	2
Cerebrovascular	3
Chronic Obstructive Pulmonary Disease	1
Emboli	1
Epilepsy	1
Ethanolism	2
Heart Disease	8
Natural- Other	1
Obesity	1
Pneumonia	5
Sepsis	1
Hypertension	1
Diabetes	1
Subtotal	28
Unnatural Deaths	
Asphyxia	3
Drowning	3
Ethanol (alcohol) Intoxication	1
Exsanguination	1
Gunshot Wound	5
Hanging	3
Head and Neck Injuries	4
Multiple Injuries	3
Substance Intoxication	11
Subtotal	34
Undetermined	34
Undetermined After Autopsy and/or Investigation	1
Subtotal	1
Total	63

Table 49. Drug Involved Deaths – Manner of Death – Accidental Deaths

Drug Involved Deaths - Manner of Death - Accident - 2002	
Manner of Death	
<i>Accident</i>	Deaths
Asphyxia	
Choked on foreign object	1
Drowned (non-recreational water accidents)	2
Drug Use	
Ingested alcohol (ethanol)	2
Ingested and/or injected prescription medications	11
Ingested and/or injected illicit drug(s)	18
Motor Vehicle	
Driver of auto in collision with other motor vehicle	1
Driver of auto that left roadway	2
Driver of pickup that left roadway	1
Passenger in auto in collision with fixed object	1
Total	39

Table 50. Drug Involved Deaths – Manner of Death – Suicide Deaths

Manner of Death	
<i>Suicide</i>	Deaths
Asphyxia	
Drowned self	1
Hanged self	3
Drug Use	
Ingested or injected medication	2
Traumatic Injury	
Shot self with firearm	3
Total	9

Table 51. Drug Involved Deaths – Manner of Death – Homicide Deaths

Manner of Death	
<i>Homicide</i>	Deaths
Traumatic Injury	
Beaten by assailant(s)	2
Shot by assailant(s) with firearm	2
Unknown	
Homicide-Other	1
Total	5

Table 52. Drug Involved Deaths – Manner of Death – Undetermined Deaths

Manner of Death	
<i>Undetermined</i>	Deaths
Drug Use	
Ingested/injected medication	1
Traumatic Injury	
Blunt trauma/multiple injuries/subdural hematoma	2
Total	3

Drug Involved Deaths - Summary

The 63 drug-involved deaths seen in 2002 represent a 41.7% decrease from 2001. Whereas 50% of the people dying from drug-caused deaths were Hispanic, non-Hispanic whites represented the highest percentage of drug-involved deaths (49%). Fewer of the drug-involved deaths were accidental than the drug-caused deaths (62% versus 83%). Stimulants were the most commonly found drugs in drug-involved deaths (44.4%), compared to narcotics in drug-caused deaths. In both types of deaths, males were more commonly affected than females, with 71.5% of drug-caused deaths being seen in males, and 65% of drug involved deaths.

Glossary

Accident – The *manner of death* used when, in other than *natural deaths*, there is no evidence of intent.

Autopsy - A detailed postmortem external and internal examination of a body to determine cause of death.

Ethanol Present – Deaths in which toxicological tests reveal a reportable level of *ethanol* (0.005% or greater) at the time of death.

Cause of Death – The agent of effect that results in a physiological derangement or biochemical disturbance that is incompatible with life. The results of post-mortem examination, including autopsy and toxicological findings, combined with information about the medical history of the decedent serves to establish the *cause of death*. The same *cause of death* can result from different *circumstances* and *manner of death*. For example, the same cause of death, drowning, can result from the accidental immersion of a child in a swimming pool or from the homicidal immersion of a child in a bathtub.

Children – Individuals 18 years of age or younger.

Circumstances of Death – The situation, setting, or condition present at the time of injury or death.

County of Death – The County where the injury leading to death occurred. The county where the decedent legally resided, the county where the decedent was fatally injured, and the county where the decedent died may be the same or different. For example, a resident of Los Angeles County, California, may be injured in a motor vehicle accident in Apache County, Arizona, and be transported to and die in a regional trauma center in Bernalillo County, New Mexico. See *county of residence*.

County of Residence - the County where a person legally resides. If not a resident of New Mexico, the decedent is listed as “out of state.” We distinguish between *county of residence* and *county of injury*.

Deputy Medical Investigator – An investigator, not necessarily a physician, appointed by the *State Medical Investigator* to assist in the investigation of deaths in the *jurisdiction* of the OMI. There is at least one deputy medical investigator in each county in New Mexico.

Dictated External – A detailed postmortem external examination of a body.

Drug Caused Death – A death caused by a drug or combination of drugs. Deaths caused by *ethanol*, poisons and volatile substances are excluded.

Drug Involved Death – A death in which a drug or combination of drugs is present in the body at the time of death. The drug(s) is not the *cause of death*, but may have contributed to the death. Therapeutic drugs exceeding therapeutic levels are included.

Ethanol – An alcohol, which is the principal intoxicant in liquor, beer, and wine. A person with an alcohol concentration in blood of 0.08 grams percent (0.08g%) is legally intoxicated in New Mexico.

Homicide – The *manner of death* in which death results from the intentional harm of one person by another.

Jurisdiction – The extent of the Office of the Medical Investigator’s authority over deaths. The OMI authority covers reportable deaths that occur in New Mexico, except for those occurring on federal reservations (American Indian and military) and in Veteran’s Administration hospitals. 24-11-5NMSA 1978 and described in the OMI policy manual defines reportable deaths. The OMI may be invited to consult on or investigate cases over which it has no jurisdiction.

Investigation/Field Examination – An investigation and external examination conducted at the scene to determine cause of death.

Manner of Death – The general category of the condition, circumstances, or event, which causes the death. The categories are *natural*, *accident*, *homicide*, *suicide*, and *undetermined*.

Motor Vehicle Accident Related Deaths – An accidental death involving a motor vehicle. Motor vehicles include automobiles, vans, motorcycles, and trucks, but exclude bicycles, tricycles, aircraft and trains. The decedent is usually a driver of, a passenger in, or a pedestrian who is struck by, a motor vehicle. The death of a bicyclist that is struck by a motor vehicle is considered to be a motor vehicle accident related death.

Natural – The *manner of death* used when solely a disease causes death. If death is hastened by an injury, the *manner of death* is not considered natural.

Non-Motor Vehicle Accident – An *accidental death* that does not involve a motor vehicle.

Office of the Medical Investigator – The state agency in New Mexico that is responsible for the investigation of sudden, violent, or untimely deaths. The Office of the Medical Investigator was created by legislation in 1973 to replace the county coroner system (see also *Deputy Medical Investigator*).

Opiate – A class of drugs, including morphine, codeine, and heroin, derived from the opium poppy plant (*Papaver somniferum*).

Place of Injury – The type of place where the injury leading to death occurred. In this report six categories are used:

Residence – Includes areas in and around dwellings, but excludes long-term care facilities and institutions.

Roadway, Railroad, or Airport – Includes all public areas designed for motorized or powered transportation.

Body of Water – Includes naturally occurring and manmade bodies of water, such as lakes, rivers, ocean, streams, swimming pools; but excludes small containers holding water, such as bathtubs, pails, toilettes.

Building/Developed Area – Includes areas in and around non-residential buildings or structures, and developed outdoor areas, such as city parks, golf courses, ski areas, but excludes undeveloped outdoor areas such as forests or fields.

Undeveloped Land – Includes undeveloped outdoor areas, such as farm fields, forests, rural or natural land, or outdoor areas under construction.

Unknown – Insufficient information is available to classify the place of injury into one of the above categories.

State Medical Investigator – The head of the *Office of the Medical Investigator*. The State Medical Investigator must be a licensed physician licensed in New Mexico and may appoint Assistant Medical Investigators, who must be physicians, and *Deputy Medical Investigators*.

Stimulant – a class of drugs, including cocaine and oral and inductible amphetamines, whose principal action is the stimulation of the central nervous system, Cocaine is an alkaloid derived from the leaves of *Erythroxylon coca*, a shrub which grows in the Andes Mountains 1000 to 3000 meters above sea level, and can be taken orally, intravenously, or by inhalation.

Suicide – The *manner of death* in which death results from the purposeful attempt to end one's life.

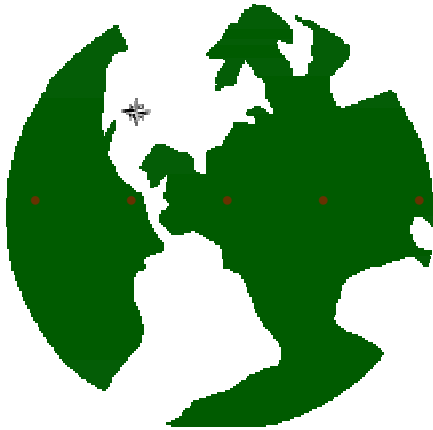
Uncoded – The *cause of death* and *manner of death* are to be determined pending further investigation and/or toxicological, histological and/or neuropathological testing at the time of publication.

Undetermined – The *manner of death* for deaths in which there is insufficient information to assign another manner.



New Mexico Office of the Medical Investigator

Annual Report 2002



*“Wherever the art of medicine is practiced
there is also a love of humanity.” Hippocrates*

NM Office of the Medical Investigator
MSC11 6030
1 University of New Mexico
Albuquerque, NM 87131-0001
(505) 272-3053