

**2003 Annual Report  
Office of the Medical Investigator  
State of New Mexico**

Ross E. Zumwalt, MD  
*Chief Medical Investigator*

Patricia J. McFeeley, MD  
Kurt Nolte, MD  
*Assistant Chief Medical Investigators*

Jerri McLemore, MD  
Jeffery Nine, MD  
Rebecca Irvine, MD  
*Medical Investigators*

***Board of Medical Investigations***

Paul B. Roth, Dean  
University of New Mexico  
School of Medicine

Patricia Montoya, Secretary  
New Mexico Department of Health

Carlos Maldonado, Chief  
New Mexico State Police

Tommy LaGrone & Russell Muffley, Chairman  
New Mexico Board of Thanatopractice

Bernie Teba, Chairman  
State of New Mexico Indian Affairs Commission

Office of the Medical Investigator  
University of New Mexico School of Medicine  
Health Sciences Center  
Albuquerque, New Mexico 87131-5091  
Telephone: (505) 272-3053  
Fax: (505) 272-0727  
<http://omi.unm.edu>  
Email: [gdurka@salud.unm.edu](mailto:gdurka@salud.unm.edu)

# Annual Report 2003

|  |           |
|--|-----------|
| <b>Introduction .....</b>  | <b>1</b>  |
| <b>Preparation for the Annual Report.....</b>                          | <b>1</b>  |
| <b>Overview – Office of the Medical Investigator - 2003 .....</b>      | <b>1</b>  |
| <b>Reportable Deaths: .....</b>  | <b>2</b>  |
| <b>Statutory Duty:.....</b>  | <b>2</b>  |
| <b>Program Summary and Highlights for 2003 .....</b>                   | <b>4</b>  |
| <i>Investigative Activity:.....</i>                                    | <i>4</i>  |
| <i>Additional Investigation Facts: .....</i>                           | <i>4</i>  |
| <i>OMI Toxicology:.....</i>  | <i>4</i>  |
| <i>“Doe” and/or missing person cases: .....</i>                        | <i>4</i>  |
| <b>Training and Education .....</b>                                    | <b>5</b>  |
| <i>Forensic Pathologist Fellowship Program .....</i>                   | <i>5</i>  |
| <i>Certification Training .....</i>                                    | <i>5</i>  |
| <i>Death Investigation Training .....</i>                              | <i>5</i>  |
| <i>Law Enforcement Education.....</i>                                  | <i>6</i>  |
| <i>Public Education.....</i>   | <i>6</i>  |
| <i>OMI Newsletter .....</i>  | <i>6</i>  |
| <b>Grief Services Program .....</b>                                    | <b>6</b>  |
| <b>Facility Enhancement .....</b>                                      | <b>7</b>  |
| <b>Organizational Chart.....</b>                                       | <b>7</b>  |
| Figure 1 – Organizational Chart .....                                  | 7         |
| <b>Total Cases – 2003.....</b>   | <b>8</b>  |
| Figure 2 - Total Number of Cases – 1993 -2003 .....                    | 8         |
| Figure 3 Total Cases – Month - 2003 .....                              | 9         |
| Figure 4 - Total Cases - Day - 2003.....                               | 9         |
| Table 1 - Total Reported Cases – Gender - 2003.....                    | 9         |
| Table 2. Total Cases – Race/Ethnicity - 2003.....                      | 10        |
| Figure 5 – Total Cases - Age - 2003.....                               | 10        |
| Table 3. Total Cases – Autopsy Status - 2003 .....                     | 10        |
| Table 4 - Total Cases -Case Distribution - 2003.....                   | 11        |
| Table 5. New Mexico Death Rates and OMI Cases - 2003 .....             | 12        |
| <b>Cause and Manner of Death - 2003 .....</b>                          | <b>13</b> |
| Figure 6. Total Cases - Manner of Death - 2003 .....                   | 13        |
| Figure 7. – Total Cases - Manner of Death – Month - 2003.....          | 14        |
| Figure 8. – Total Cases – Manner of Death – Day - 2003 .....           | 14        |
| Table 5. Total Cases – Manner of Death – Gender - 2003 .....           | 15        |
| Figure 9. Total Cases – Manner of Death – Gender - 2003 .....          | 15        |
| Table 6. Total Cases – Manner of Death – Age - 2003 .....              | 16        |
| Figure 10. Total Cases – Manner of Death – Race/Ethnicity - 2003 ..... | 17        |
| Figure 11. Total Cases – Manner of Death - Ten Year Summary .....      | 17        |
| Table 7. County of Injury .....  | 18        |
| Figure 12. Deaths by County of Injury .....                            | 19        |
| Table 7. County of Residence.....                                      | 20        |
| Figure 13. Deaths by County of Residence .....                         | 21        |
| <b>Overview – Cause of Death .....</b>                                 | <b>22</b> |
| Table 8. Cause of Death Alphabetic Sort .....                          | 22        |
| Table 9. - Cause of Death – Numeric Sort.....                          | 24        |

|   |           |
|---|-----------|
| <b>Overview – Manner of Death - Natural Deaths .....</b>              | <b>26</b> |
| Figure 14. Natural Deaths – Gender - Age .....                        | 26        |
| Figure 15. Natural Deaths - Race/Ethnicity.....                       | 26        |
| Figure 15. Natural Deaths 1993 - 2003.....                            | 27        |
| <b>Overview – Manner of Death – Accidental Deaths.....</b>            | <b>27</b> |
| Figure 16. Accidental Deaths – Gender - Age.....                      | 27        |
| Figure 17. Accidental Deaths - Race/Ethnicity.....                    | 28        |
| Figure 18. Accidental Deaths 1993 - 2003 .....                        | 28        |
| Table 10. Accidental Deaths Alphabetic Sort.....                      | 29        |
| Table 11. Accidental Deaths – Numeric Sort .....                      | 31        |
| Table 12. Accidental Deaths – County of Pronouncement 1993- 2003..... | 33        |
| Accidental Deaths – Summary .....                                     | 33        |
| <b>Overview Manner of Death – Suicide Deaths.....</b>                 | <b>34</b> |
| Figure 19. Suicide Deaths – Gender - Age .....                        | 34        |
| Figure 20. Suicide Deaths - Race/Ethnicity.....                       | 34        |
| Figure 21. Suicide Deaths 1993 - 2003.....                            | 35        |
| Figure 22. Suicide Deaths 2003.....                                   | 35        |
| Table 13. Suicide Deaths – Alphabetic Sort .....                      | 36        |
| Table 14. Suicide Deaths – Numeric Sort.....                          | 36        |
| Table 15. Suicide Deaths – County of Residence.....                   | 37        |
| Suicide Deaths - Summary .....  | 37        |
| <b>Overview – Manner of Death – Homicide Deaths .....</b>             | <b>38</b> |
| Figure 23. Homicide Deaths –Gender - Age .....                        | 38        |
| Figure 24. Homicide Deaths - Race/Ethnicity .....                     | 38        |
| Figure 25. Homicide Deaths 1993 -2003.....                            | 39        |
| Figure 26. Homicide Deaths - Method .....                             | 39        |
| Table 16. Homicide Deaths – Alphabetic Sort .....                     | 40        |
| Table 17. Homicide Deaths – Numeric Sort.....                         | 40        |
| Table 18. Homicide Deaths – County of Residence .....                 | 41        |
| Homicide Deaths - Summary.....  | 41        |
| <b>Overview – Manner of Death – Undetermined Deaths .....</b>         | <b>42</b> |
| Figure 27. Undetermined Deaths – Gender - Age .....                   | 42        |
| Figure 28. Undetermined Deaths - Race/Ethnicity .....                 | 42        |
| Figure 29. Undetermined Deaths 1993 - 2003.....                       | 43        |
| Table 19. Undetermined Deaths – Numeric Sort.....                     | 43        |
| Table 20. Undetermined Deaths – Alphabetic Sort .....                 | 44        |
| Undetermined Manner of Death - Summary .....                          | 44        |
| <b>Deaths of Children (18 Years of Age and Younger) .....</b>         | <b>45</b> |
| Figure 30. Children* - Manner of Death .....                          | 45        |
| Figure 31. Children* - Total Cases – Gender - Age .....               | 45        |
| Figure 32 Children* - Manner of Death - Race/Ethnicity .....          | 46        |
| Figure 33. Children* - Manner of Death – Race/Ethnicity.....          | 46        |
| Table 21 – Children* - Cause of Death – Alphabetic Sort .....         | 47        |
| Table 21 – Children* - Cause of Death – Alphabetic Sort-Cont. ....    | 48        |
| Table 22. Children* - Cause of Death – Numeric Sort.....              | 49        |
| Table 22. Children* - Cause of Death – Numeric Sort – Cont. ....      | 50        |
| <b>Overview Children* - Manner of Death - Natural Deaths.....</b>     | <b>51</b> |
| Figure 34. Natural Deaths – Gender - Age .....                        | 51        |
| Figure 35. Natural Deaths - Race/Ethnicity.....                       | 51        |
| <b>Overview Children* - Manner of Death - Accidental Deaths.....</b>  | <b>52</b> |
| Figure 36. Children* Accidental Deaths – Gender - Age .....           | 52        |
| Figure 37. Children* Accidental Deaths - Race/Ethnicity.....          | 52        |
| Figure 38. Children* Accidental Deaths - Month.....                   | 53        |
| Figure 39. Children* Accidental Deaths - Day.....                     | 53        |

|  |           |
|--|-----------|
| Table 23. Children* Accidental Deaths – Alphabetic Sort .....                                | 54        |
| Table 24. Children* Accidental Deaths – Numeric Sort .....                                   | 55        |
| <b>Overview Children* - Manner of Death - Suicide Deaths.....</b>                            | <b>56</b> |
| Figure 40. Children* Suicide Deaths - Gender - Age .....                                     | 56        |
| Figure 41. Children* Suicide Deaths - Race/Ethnicity .....                                   | 56        |
| Figure 42. Children* Suicide Deaths - Month .....  | 57        |
| Figure 43. Children* Suicide Deaths - Day .....  | 57        |
| Table 25. Children* Suicide Deaths - Numeric Sort .....                                      | 58        |
| Figure 44. Children* Suicide Deaths - Method .....   | 58        |
| Figure 45. Children* Suicide Deaths – 1993 -2003.....  | 59        |
| Suicide in Children – Summary.....   | 59        |
| <b>Overview Children* - Manner of Death - Homicide Deaths.....</b>                           | <b>60</b> |
| Figure 46. Children* Homicide Deaths - Gender - Age .....                                    | 60        |
| Figure 47. Children* Homicide Deaths - Race/Ethnicity .....                                  | 60        |
| Figure 48. Children* Homicide Deaths - Month .....   | 61        |
| Figure 49. Children* Homicide Deaths - Day .....   | 61        |
| Table 26. Children* Homicide Deaths Numeric Sort.....  | 62        |
| Figure 50. Children* Homicide Deaths - Method .....  | 62        |
| Figure 51. Children* Homicide Deaths 1993 - 2003.....  | 63        |
| Homicide Deaths of Children - Summary .....  | 63        |
| <b>Overview Children* - Manner of Death - Undetermined Deaths .....</b>                      | <b>64</b> |
| Table 27. Children* Undetermined Deaths .....  | 64        |
| Deaths of Children in New Mexico, 2003 - Summary .....                                       | 64        |
| <b>Ethanol Related Deaths.....</b>   | <b>65</b> |
| Figure 52. Ethanol Related Deaths – Manner of Death .....                                    | 65        |
| Figure 53. Ethanol Related Deaths – Gender - Age.....  | 65        |
| Figure 54. Ethanol Related Deaths - Race/Ethnicity .....                                     | 66        |
| <b>Ethanol Related Deaths – Accidental Deaths .....</b>                                      | <b>66</b> |
| Figure 55. Accidental Deaths – Presence of Ethanol in Decedent.....                          | 66        |
| Table 28. Ethanol Related Deaths – Accidental Deaths – Alphabetic Sort .....                 | 67        |
| Table 29. Ethanol Related Deaths – Accidental Deaths – Numeric Sort.....                     | 69        |
| Ethanol Related Deaths - Summary.....  | 70        |
| <b>Ethanol Related Deaths – Suicide Deaths.....</b>  | <b>71</b> |
| Figure 56. Suicide Deaths – Presence of Ethanol in Decedent .....                            | 71        |
| Table 30. Ethanol Related Deaths – Suicide Deaths – Numeric Sort .....                       | 71        |
| <b>Ethanol Related Deaths – Homicide Deaths.....</b>   | <b>72</b> |
| Figure 57. Homicide Deaths - Presence of Ethanol in Decedent.....                            | 72        |
| Table 31. Ethanol Related Deaths – Homicide Deaths – Numeric Sort .....                      | 72        |
| <b>Ethanol Related Deaths – Undetermined Deaths.....</b>                                     | <b>73</b> |
| Table 32. Ethanol Related Deaths - Undetermined Deaths – Numeric Sort .....                  | 73        |
| <b>Ethanol Related Deaths – Cause of Death .....</b>   | <b>73</b> |
| Figure 58. Ethanol Related Deaths - Ethanol Testing - Cause of Death.....                    | 73        |
| Table 33. Ethanol Related Deaths – Cause of Death – Alphabetic Sort .....                    | 74        |
| Table 34. Ethanol Related Deaths – Cause of Death – Numeric Sort.....                        | 76        |
| <b>Motor Vehicle Related Deaths .....</b>  | <b>78</b> |
| Figure 59. Motor Vehicle Deaths – Ethanol Present in Decedent – Gender - Age.....            | 78        |
| Figure 60. Motor Vehicle Related Deaths – Ethanol Present in Decedent - Race/Ethnicity ..... | 78        |
| Table 35. Motor Vehicle Related Deaths – Ethanol Present in Decedent.....                    | 79        |
| Table 36. Motor Vehicle Related Deaths – Ethanol Present in Decedent –Seat Belt Use .....    | 79        |
| Table 37. Motor Vehicle Related Deaths – Ethanol Present in Decedent – Air Bag Use.....      | 80        |
| Figure 61. Motor Vehicle Related Deaths – Ethanol Present in Decedent .....                  | 80        |
| <b>Drug Caused Deaths.....</b>   | <b>81</b> |
| Figure 62. Drug Caused Deaths – Gender - Age .....   | 81        |

|  |           |
|--|-----------|
| Figure 63. Drug Caused Deaths - Race/Ethnicity .....                         | 81        |
| Figure 64. Drug Caused Deaths – Manner of Death.....                         | 82        |
| Figure 65. Drug Caused Deaths 1993 -2003.....                                | 82        |
| Figure 66. Drug Caused Deaths – Compounds Present in Decedent.....           | 83        |
| Table 38. Drug Caused Deaths – Manner of Death - Age .....                   | 83        |
| Drug Caused Deaths – Summary.....  | 83        |
| Table 39. Drug Caused Deaths – County of Residence.....                      | 84        |
| Table 40. Drug/Physiologically Active Compounds Present in Decedent.....     | 85        |
| Table 41. Drug Caused Deaths – Cause of Death.....                           | 87        |
| Table 42. Drug Caused Deaths – Cause of Death - Natural .....                | 87        |
| Table 43. Drug Caused Deaths – Cause of Death – Unnatural Deaths.....        | 88        |
| Table 44. Drug Caused Deaths – Manner of Death.....                          | 89        |
| Table 45. Drug Caused Deaths – Manner of Death – Accidental Deaths.....      | 90        |
| Table 46. Drug Caused Deaths – Manner of Death – Suicide Deaths .....        | 91        |
| Table 47. Drug Caused Deaths – Manner of Death – Undetermined Deaths .....   | 91        |
| <b>Drug Involved Deaths .....</b>  | <b>92</b> |
| Figure 66. Drug Involved Deaths – Gender - Age.....                          | 92        |
| Figure 67. Drug Involved Deaths - Race/Ethnicity .....                       | 92        |
| Figure 68. Drug Involved Deaths – Manner of Death .....                      | 93        |
| Figure 69. Drug Involved Deaths – Drug/Compound Present in Decedent.....     | 93        |
| Table 48. Drug Involved Deaths – Cause of Death .....                        | 94        |
| Table 49. Drug Involved Deaths – Manner of Death – Accidental Deaths .....   | 95        |
| Table 50. Drug Involved Deaths – Manner of Death – Suicide Deaths.....       | 95        |
| Table 51. Drug Involved Deaths – Manner of Death – Homicide Deaths.....      | 96        |
| Table 52. Drug Involved Deaths – Manner of Death – Undetermined Deaths ..... | 96        |
| Drug Involved Deaths - Summary.....  | 96        |
| <b>Glossary .....</b>  | <b>97</b> |

\* 18 years of age and younger

## **Introduction**

The Office of the Medical Investigator (OMI) investigates any death occurring in the State of New Mexico that is sudden, violent, untimely, unexpected, or where a person is found dead and the cause of death is unknown OMI performed services for a total of 5,183 deaths. A detailed breakout of the case distribution can be found in this report.

This report is presented in two sections. The first section of the report summarizes the activity of the OMI. The second presents data routinely collected by the OMI in a manner that answers questions related to mortality and public health from a medical examiner's perspective. The tables and figures included in the report are designed to be self-explanatory, and we hope you find them easy to read and understand. Definitions can be found in the Glossary and may provide assistance with the terminology encountered in the report. Readers with special interests, needs, or whose questions are not answered by this report, may contact the Computer and Information Services Section of the OMI. Additionally, we encourage interested researchers to contact the Bureau of Vital Statistics for complete mortality statistics.

Comments or suggestions concerning the content, format, or clarity of the report are always welcome.

## **Preparation for the Annual Report**

The OMI data from which this report was compiled are maintained on a Digital Equipment Corporation AlphaStation 400 computer, running DEC standard MUMPS language and database management system and is located at the University of New Mexico Health Sciences Center in Albuquerque. OMI staff Sarah Lathrop, DVM, Ph.D., Jean Durka, James Perrings; and Peter Hicks, Master in Public Health Program using MUMPS and Microsoft Office2000 Professional prepared this report. UNM Health Sciences Center – Digital Printing and Document Services printed the final distribution copy.

## **Overview – Office of the Medical Investigator - 2003**

The Office of the Medical Investigator (OMI) was created by the New Mexico State Legislature in 1972 and became operational in 1973. Replacing the county coroner system, the OMI was tasked<sup>1</sup> with investigating all reportable deaths occurring in New Mexico, to subsequently determine the cause and manner of death in such cases, and to provide formal death certification.

---

<sup>1</sup> NMSA Statue 24-11-1, et seq., and 7-NMAC 3.2.8

## **Reportable Deaths:**

---

Those deaths to be reported to the OMI include all deaths occurring in New Mexico as outlined below regardless of where or when the initial injuring event occurred.

- Any death that occurs suddenly and unexpectedly, that is, when the person has not been under medical care for significant heart, lung or other disease.
- Any death suspected to be due to violence, i.e., suicidal, accidental or homicidal injury, regardless of when or where the injury occurred.
- Any death suspected to be due to alcohol intoxication or the result of exposure to toxic agents.
- Any death of a resident housed in a county or state institution, regardless of where death occurs. This refers to any ward of the state or individual placed in such a facility by legal authorization.
- Any death of a person in the custody of law enforcement officers.
- Any death of a person in a nursing home or other private institution without recent medical attendance.
- Any death that occurs unexpectedly during, in association with, or as a result of diagnostic, therapeutic, surgical, or anesthetic procedures.
- Deaths alleged to have been caused by an act of malpractice.
- Deaths suspected to be involved with the decedent's occupation.
- Deaths unattended by a physician.
- Any death due to neglect.
- Any stillbirth of 20 or more weeks' gestation unattended by a physician.
- Any maternal death to include death of a pregnant woman regardless of the length of the pregnancy, and up to six weeks postdelivery, even where the cause of death is unrelated to the pregnancy.
- Any death of an infant or child where the medical history has not established some pre-existing medical condition.
- Deaths, which are possibly, directly or indirectly, attributable to environmental exposure, not otherwise specified.
- Any death suspected to be due to infectious or contagious disease wherein the diagnosis and extent of disease at the time of death are undetermined.
- Any death occurring under suspicious circumstances.
- Any death in which there is doubt as to whether or not it is a medical investigator's case should be reported.

## **Statutory Duty:**

---

The OMI Policy Manual, derived from statute, requires the OMI to perform the following duties in all cases of reportable deaths:

- Receive all reports of sudden, unexpected or unexplained deaths.
- Respond to all sudden, unexpected or unexplained deaths.
- In the absence of a physician, pronounce death.
- Take custody of the body and all articles on or near the body.
- Maintain the chain of custody of the body and all articles obtained there from.

- Conduct an investigation leading to the determination of the cause and manner of death.
- Obtain toxicology samples from the body when indicated, and arrange for necessary tests upon those samples that will aid in the determination of cause and manner of death; maintain the proper chain of custody and evidence on those samples; store those samples for an appropriate period of time.
- Certify the cause and manner of death and forward written certification to designated agencies.
- Properly dispose of human remains through release to family or designated and authorized entities.
- Provide accurate identification of all human remains when possible.
- Cooperate with authorized agencies having involvement with death investigation.
- Provide professional, objective testimony in state and local courts of law.
- Define procedures that establish fees for services and material provided by the Office of the Medical Investigator.
- Define procedures to reimburse all parties providing services to the Office of the Medical Investigator.
- Establish and maintain a disaster plan outlining the role of OMI staff.
- Maintain records of each official death investigation and provide reports to official agencies.

The above duties are exclusive of deaths that occur on tribal or federal land. The OMI provides consulting services for requesting agencies such as the Bureau of Indian Affairs (BIA), Federal Bureau of Investigations (FBI), Tribal Law Enforcement or neighboring state jurisdictions.

The OMI is designated as a special program within the Department of Pathology at the University of New Mexico School of Medicine. A Board of Medical Investigations comprised of the Dean of the UNM School of Medicine, the Chief of the New Mexico State Police, the Secretary of Health and Environment Department, the Chairman of the New Mexico Thanatopractice and the Chairman of the New Mexico Indian Affairs Commission was established to oversee and develop policy. The Board appoints the Chief Medical Investigator, a physician licensed in New Mexico, trained in Pathology and Forensic Medicine, who has responsibility for operations.

The program operates out of the Central Office located in the UNM Health Sciences Center in Albuquerque, New Mexico. The Central Office directs all investigative activities statewide. Specially trained and certified Field Deputy Medical Investigators (FDMI) conduct field investigations. Every county in New Mexico has FDMI's who conduct investigations at the scene of death to collect information used to determine jurisdiction, possible cause and manner of death, and in the absence of a physician provide the pronouncement of death. The FDMI's contact the Central Office and present the results of each investigation to Central Office Deputy Medical Investigators who make the ultimate decisions regarding jurisdiction and the need for further medicolegal investigation. All autopsy services are conducted in the Central Office and are performed by forensic pathologists with the assistance of morphology services. The New Mexico State Laboratory provides the majority of toxicology services with some specialized tests sent to other laboratories. All documentation is archived at the Central Office and is available as provided for by public record statutes and regulations.

Such a strongly defined and professionally staffed system provides investigative agencies, the medical community and the citizens of New Mexico with standardized death investigation protocols and a



central repository for the information compiled during those medicolegal investigations. The centralization of these services has proven valuable in many areas of public concern including:

- Criminal investigations (Ex. homicide or child abuse)
- Protection of public health from environmental hazards and the spread of infectious disease
- Surveillance and reporting of deaths that may represent bioterrorist activities
- Medical and statistical research contributing to positive preventative measures (Seat Belt Laws)
- Expert testimony in court cases
- Proper certification of death
- Services to families of the deceased persons (Grief Services Program)

## **Program Summary and Highlights for 2003**

---

### **Investigative Activity:**

In 2003, New Mexico had 4,886 deaths that met the criteria to become a reportable death. The OMI provided investigative services for each of these 4,886 deaths. Following these investigations, OMI retained jurisdiction of 3,331 deaths and relinquished jurisdiction of 1,555 deaths to private physicians. An additional 297 deaths were investigated as a consultation service resulting in a total caseload of 5,183 medicolegal investigations. A granular examination of the case distribution is presented in the section Overview - Total Cases - 2003 beginning on page 8.

### **Additional Investigation Facts:**

Deputy Medical Investigators throughout New Mexico

- Traveled 59,424 miles (one way) responding to 4,799 deaths
- Performed 2,923 field external examinations

### **OMI Toxicology:**

- 2,360 OMI cases with toxicology requests
- 5,311 test requests
- 12,019 specimens submitted for analysis

### **“Doe” and/or missing person cases:**

- 259 “Doe” cases
- 242 “Doe” cases identified (94%)
- 102 Forensic Anthropology examinations
- 90 Forensic Odontology examinations
- 3 Cases identified by DNA
- 17 “Doe” cases unidentified

- 20 Missing person reports

## **Training and Education**

---

At the OMI, training and education is an integral part of day-to-day operations. The OMI is designated as a special program within the Department of Pathology at the University of New Mexico School of Medicine. The staff pathologists are faculty members with the School of Medicine and are expected to participate in training of medical students, residents and fellows, as well as conduct research activity to further advance the science of forensic medicine.

### ***Forensic Pathologist Fellowship Program***

The OMI Forensic Pathologist Fellowship Program is accredited and is considered one of the best in the country. The fellowship is a one-year in-depth training program in forensic pathology. Applicants must have completed an accredited residency program in anatomical or anatomical/clinical pathology. Four positions for this competitive program are available each year and are generally filled three years in advance.

### ***Certification Training***

All OMI deputy medical investigators are required to become certified to perform a death investigation. The OMI provides this training for the deputy medical investigators throughout New Mexico and in the past year, 20 individuals successfully completed the training and received certification. Upon request, OMI will provide the certification training to other medical investigators, coroners and law enforcement agencies for adaptation to the needs of their local systems. (Ex. Native American police officers)

Specialized training and certification is offered to hospice and home health care personnel. This training permits agency personnel to function as Deputy Medical Investigator–Designates, performing the formal pronouncement of death and documenting the in-home deaths of terminally ill individuals. 90 agencies statewide, with over 670 RN's, participate in this voluntary program and typically pronounce approximately 2,700 deaths each year.

### ***Death Investigation Training***

2003 brought a significant change in how Death Investigation Training was conducted by the OMI. Training was restructured to a regional format with workshops held in different locales and dates throughout New Mexico, rather than conducting a single training session in Albuquerque. 263 representatives from the medical examiner, law enforcement and health care professions from throughout the nation participated in the training with a curriculum designed to present the most current facets of death investigations.

### ***Law Enforcement Education***

Death investigation training is provided at the New Mexico State Police Academy, the New Mexico Law Enforcement Academy, the Bernalillo County Sheriff's Office Training Academy and the Albuquerque Police Academy. In addition, specialized training is provided to individual police departments at their request.

### ***Public Education***

OMI staff conducts in-service training throughout the state for a wide variety of agencies. Examples of agencies include Department of Health, funeral homes, hospitals, correction facilities, the EMS training site, state search and rescue groups and professional/advanced degree classes at New Mexico Universities. Approximately 1000 individuals participated in the in-service training program.

Additionally, OMI staff provided tours and presentations to over 1,500 students from middle and high schools throughout New Mexico; the Albuquerque Technical Vocational Institute; and UNM medical and health programs.

### ***OMI Newsletter***

The OMI Newsletter is published quarterly and sent to OMI field and central office staff, funeral homes, and hospice and home health care agencies as well as being posted on the OMI web site (<http://omi.unm.edu>). The newsletter conveys information regarding updates in legislation and/or policy and procedure, as well as provides education in areas of disaster management, scene investigation and personnel issues.

### **Grief Services Program**

The Grief Services Program (GSP) was established in 1975. Initially, the program provided crisis intervention and education to families whose child died as a result of Sudden Infant Death Syndrome (SIDS). The program has continually expanded its mission and now provides services to all New Mexico families following pregnancy loss or the sudden and unexpected death of a young person under 25 years of age. Additionally, the GSP provides grief education and training throughout New Mexico for agencies such as law enforcement, emergency responders, nurses, mental health providers, teachers and other groups who request such training. In 2003 the GSP provided:

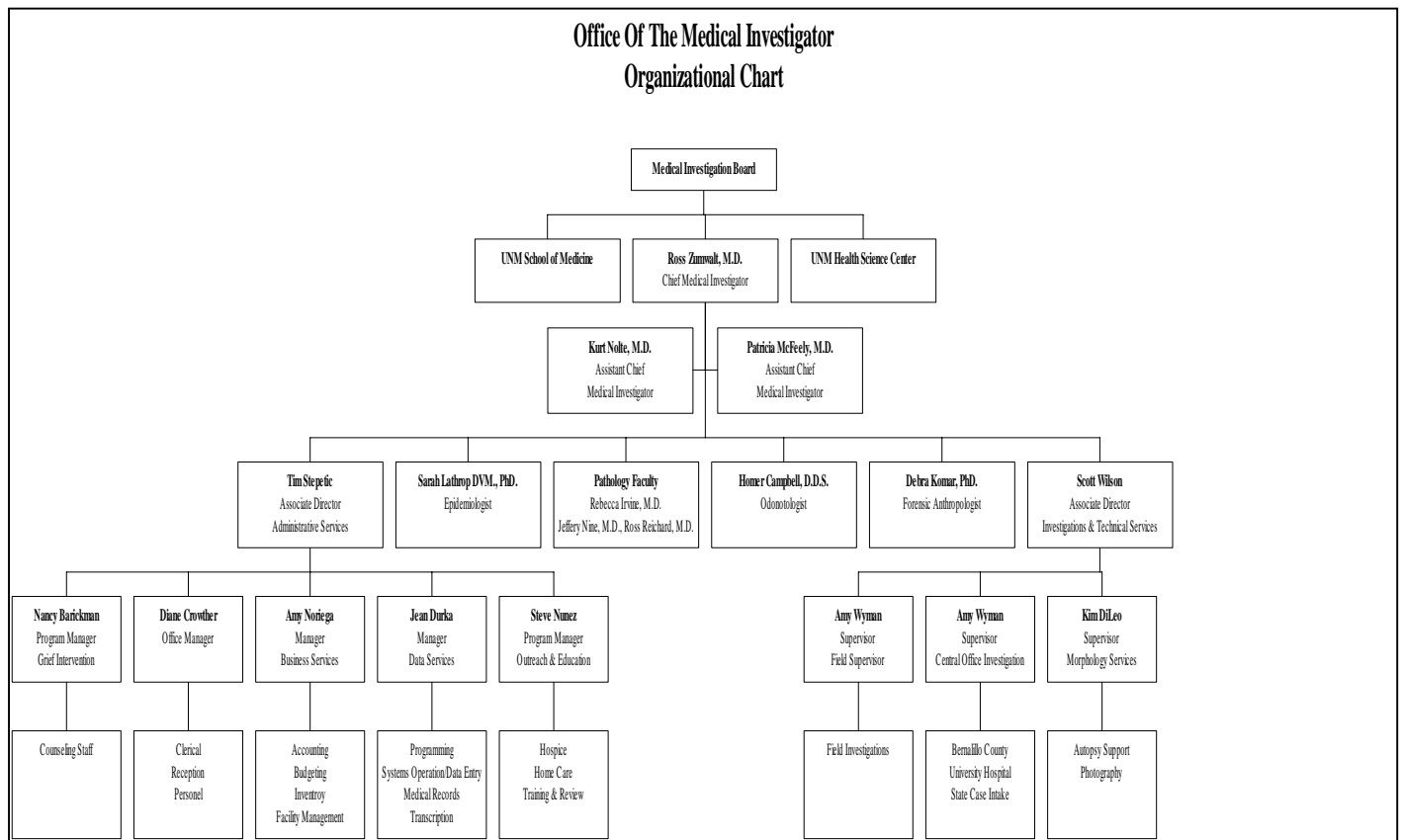
- Intervention for 3,800 clients
- Facilitated 205 support groups
- Training for 750 professional associates.

## Facility Enhancement

In 2003, the State Legislature appropriated \$7 million to fund the completion of physical design, site adaptation and construction start for a new tri-laboratory building to house the OMI, the State Diagnostic Laboratory, and the State Veterinary Diagnostic Services. The contract to produce this work was awarded competitively to a consortium of DCSW Architects, Inc.; Perkins & Will; Harley Ellis + Hera; and B2HK.

## Organizational Chart

Figure 1 – Organizational Chart

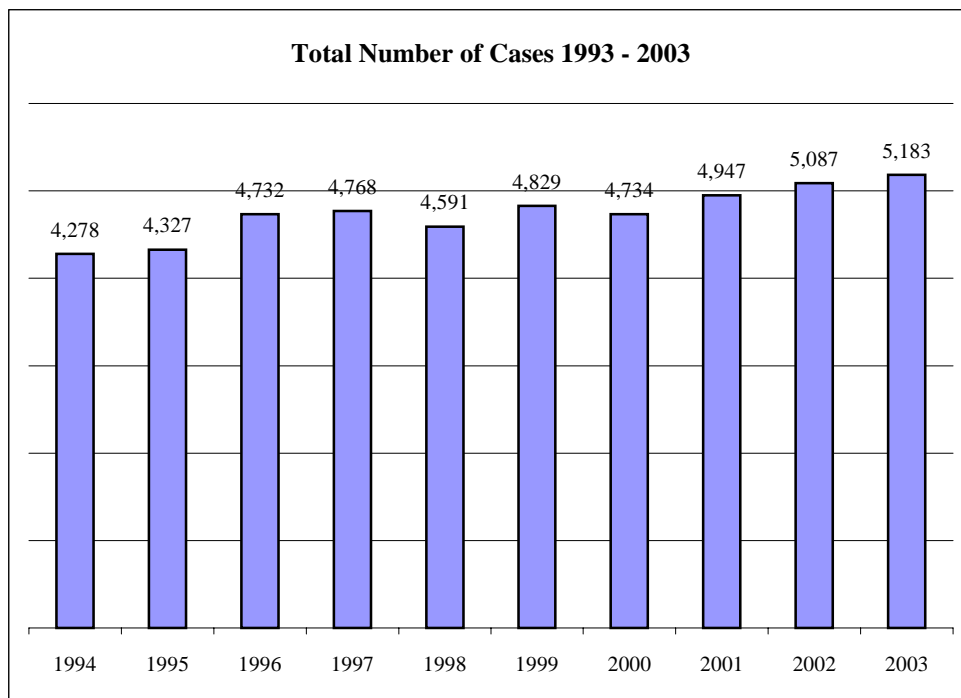


## **Total Cases – 2003**

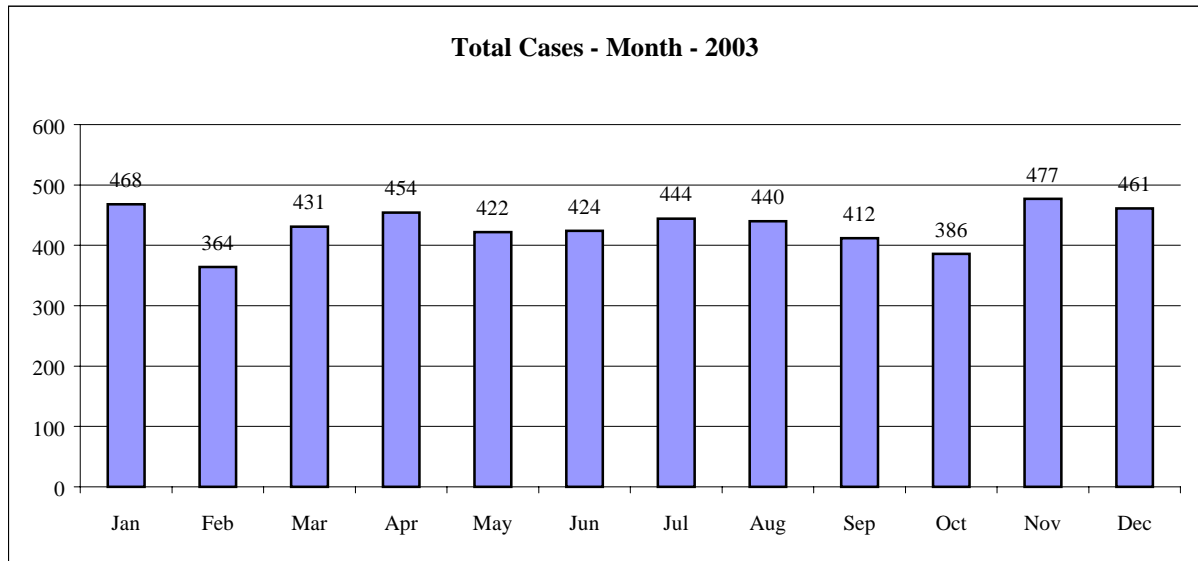
---

The remainder of this report will present data routinely collected by the OMI in a manner that answers questions regarding mortality and public health. The tables and charts summarize data collected on every medicolegal investigation, including consultation cases that the OMI conducted for this reporting period. The data, a subset of total mortality figures, represent findings on cases that come to the attention of forensic pathology. Readers who need complete mortality figures are encouraged to contact the State Center for Health Statistics – Office of New Mexico Vital Records and Health Statistics, New Mexico Department of Health.

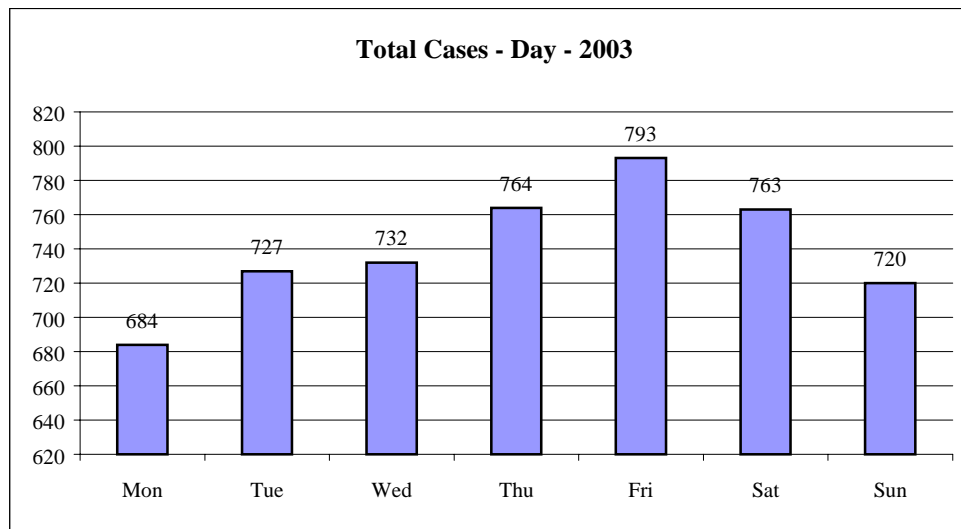
**Figure 2 - Total Number of Cases – 1993 -2003**



**Figure 3 Total Cases – Month - 2003**



**Figure 4 - Total Cases - Day - 2003**



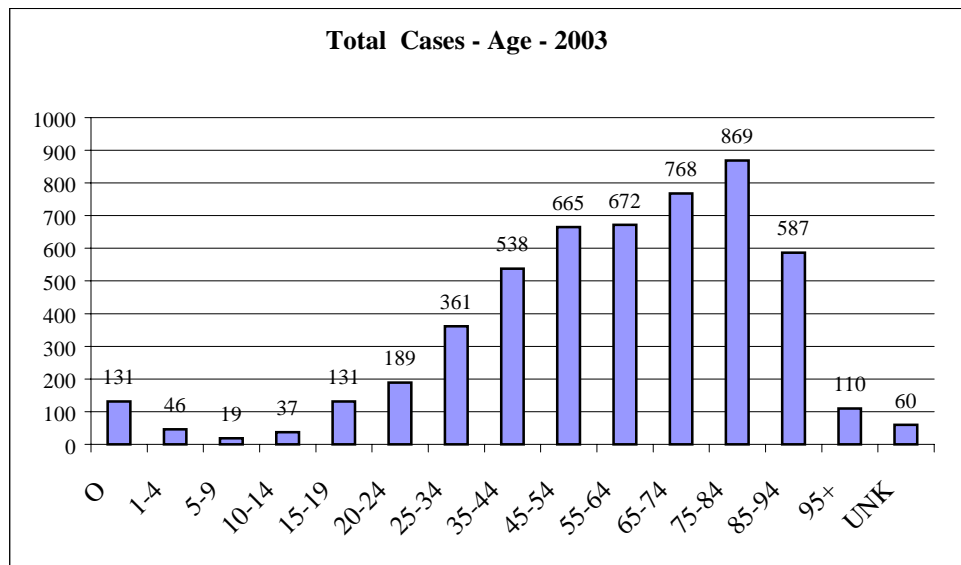
**Table 1 - Total Reported Cases – Gender - 2003**

| Female | Male | Unknown | Total |
|--------|------|---------|-------|
| 1869   | 3255 | 59      | 5183  |

**Table 2. Total Cases – Race/Ethnicity - 2003**

| Total Cases - Ethnicity - 2003 |          |                 |                  |       |         |       |
|--------------------------------|----------|-----------------|------------------|-------|---------|-------|
| White                          | Hispanic | Native American | African American | Asian | Unknown | Total |
| 2417                           | 1709     | 532             | 96               | 20    | 409     | 5183  |

**Figure 5 – Total Cases - Age - 2003**



**Table 3. Total Cases – Autopsy Status - 2003**

| Autopsy Status - 2003 |                 |          |         |          |              |       |
|-----------------------|-----------------|----------|---------|----------|--------------|-------|
| Autopsy               | Manner of Death |          |         |          |              | Total |
|                       | Natural         | Accident | Suicide | Homicide | Undetermined |       |
| Yes                   | 588             | 720      | 283     | 186      | 109          | 1,886 |
| No                    | 2,523           | 622      | 75      | 1        | 76           | 3,297 |
| <b>Total</b>          | 3,111           | 1,342    | 358     | 187      | 185          | 5,183 |

**Table 4 - Total Cases -Case Distribution - 2003**

| <b>Case Distribution - 2003</b> |                        |                |              |                             |              |
|---------------------------------|------------------------|----------------|--------------|-----------------------------|--------------|
| <b>Type of Case</b>             | <b>Manner of Death</b> | <b>Autopsy</b> |              | <b>Percentage Autopsied</b> | <b>Total</b> |
|                                 |                        | <b>Yes</b>     | <b>No</b>    |                             |              |
| <b>Medical Investigator</b>     | Natural                | 502            | 939          | 34.8%                       | 1,441        |
|                                 | Accident               | 634            | 603          | 51.3%                       | 1,237        |
|                                 | Suicide                | 262            | 68           | 79.4%                       | 330          |
|                                 | Homicide               | 157            | 1            | 99.4%                       | 158          |
|                                 | Undetermined           | 96             | 69           | 58.2%                       | 165          |
|                                 | <b>Subtotal</b>        |                | <b>1,651</b> | <b>1,680</b>                | <b>49.6%</b> |
| <b>Terminated Jurisdiction</b>  | Natural                | 1              | 1554         | 0.1%                        | 1,555        |
|                                 | Accident               | 0              | 0            | 0.0%                        | 0            |
|                                 | Suicide                | 0              | 0            | 0.0%                        | 0            |
|                                 | Homicide               | 0              | 0            | 0.0%                        | 0            |
|                                 | Undetermined           | 0              | 0            | 0.0%                        | 0            |
|                                 | <b>Subtotal</b>        |                | <b>1</b>     | <b>1,554</b>                | <b>0.1%</b>  |
| <b>Reported Deaths</b>          |                        | <b>1,652</b>   | <b>3,234</b> |                             | <b>4,886</b> |
| <b>Consultation Cases</b>       | Natural                | 85             | 30           | 73.9%                       | 115          |
|                                 | Accident               | 86             | 19           | 81.9%                       | 105          |
|                                 | Suicide                | 21             | 7            | 75.0%                       | 28           |
|                                 | Homicide               | 29             | 0            | 100.0%                      | 29           |
|                                 | Undetermined           | 13             | 7            | 65.0%                       | 20           |
|                                 | <b>Subtotal</b>        |                | <b>234</b>   | <b>63</b>                   | <b>78.8%</b> |
| <b>Total</b>                    |                        | <b>1,886</b>   | <b>3,297</b> |                             | <b>5,183</b> |

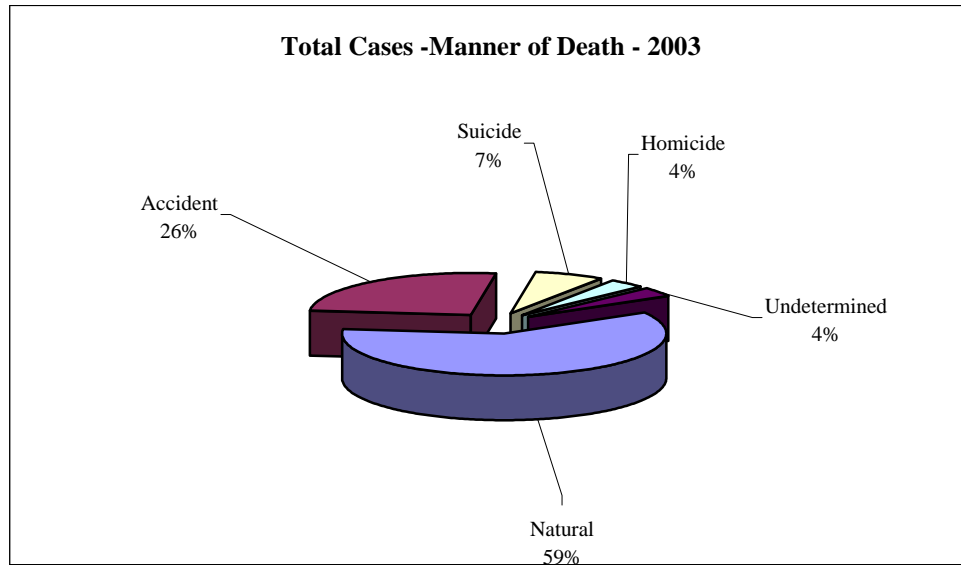


**Table 5. New Mexico Death Rates and OMI Cases - 2003**

The numbers of total deaths per county, needed for calculation of both death rate by county and ratio of OMI cases, were not available at the time of publication of this report. Such totals will be available later in the year from the New Mexico Department of Health, Office of Vital Records and Health Statistics. Typically, OMI investigates approximately 35% of the total deaths in New Mexico each year.

## Cause and Manner of Death - 2003

**Figure 6. Total Cases - Manner of Death - 2003**



In 2003 OMI investigated 5183 deaths, representing 35% of the estimated total deaths in New Mexico in 2003. Of the deaths investigated by OMI in 2003:

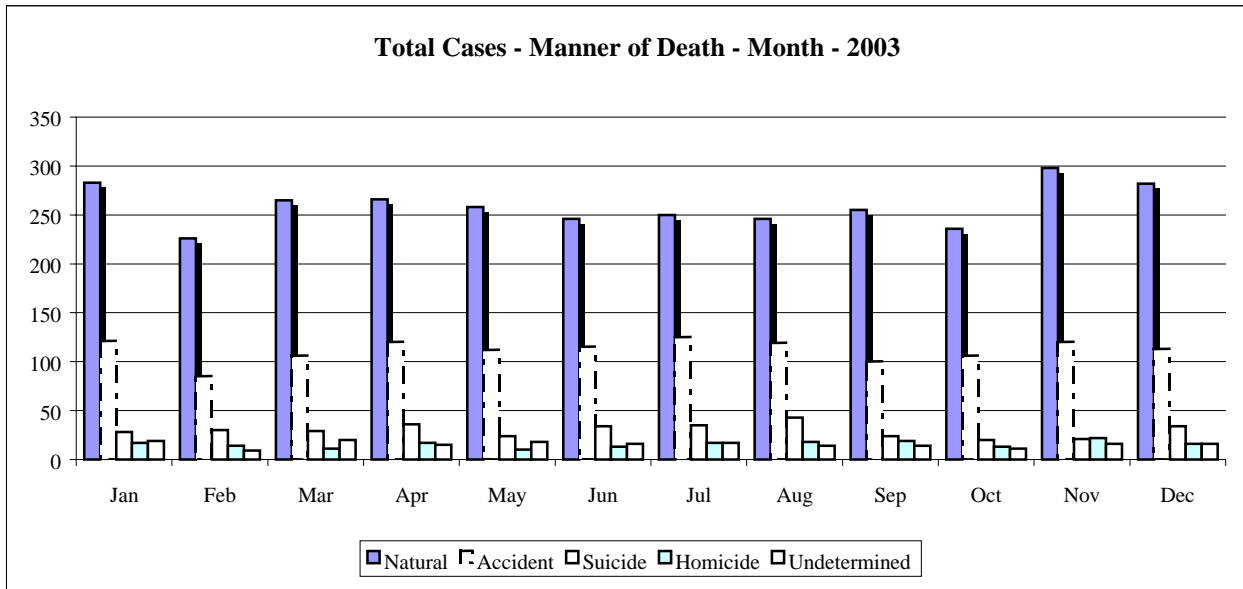
The total number of deaths investigated represents a 1.9% increase from the 2002 total, and a 21.2% increase since 1994.

The highest total number of deaths occurred in November, and the fewest in February. More deaths occurred on Fridays than any other day of the week, and the least on Mondays.

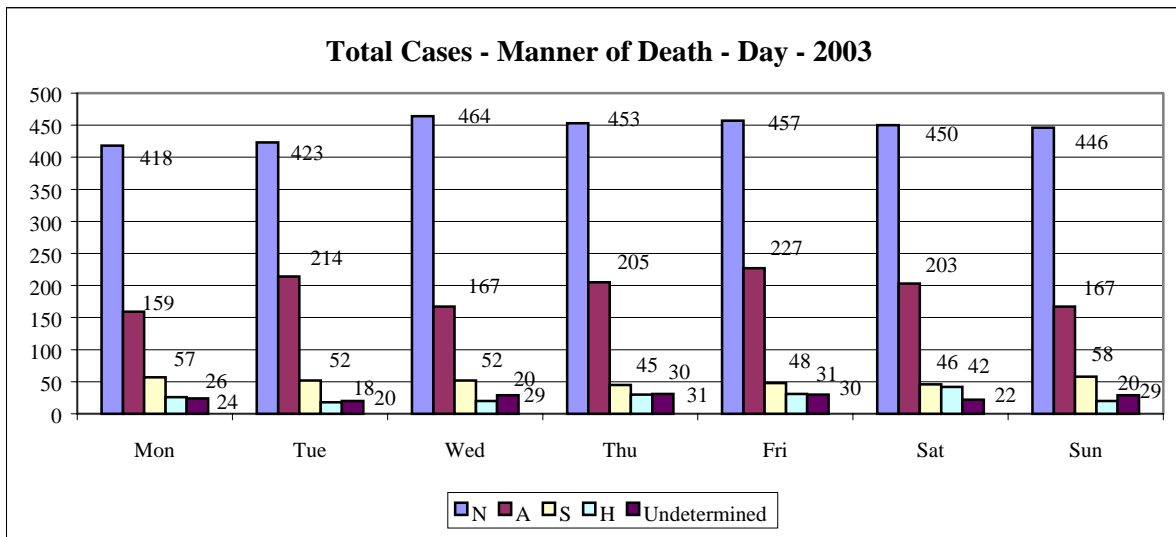
The ratio of male to female deaths, when gender was clearly determined, was 1.74. Decedents classified as non-Hispanic white represented 51.7% of the total, Hispanic 35.8%, Native American 11.1%, African American 2.0% and Asian 0.4%. The racial-ethnic composition of New Mexico was listed in the 2000 census as: 45% non-Hispanic white, 42% Hispanic, 10% Native American, 2% African American, and 1% Asian.

Of all New Mexico counties, Bernalillo had the highest total number of deaths investigated (1917). While natural deaths contributed the largest portion of OMI deaths investigated (59%), most natural deaths did not fall under the jurisdiction of OMI. Data presented regarding natural deaths should not be interpreted as representative of all natural deaths in New Mexico.

**Figure 7. – Total Cases - Manner of Death – Month - 2003**



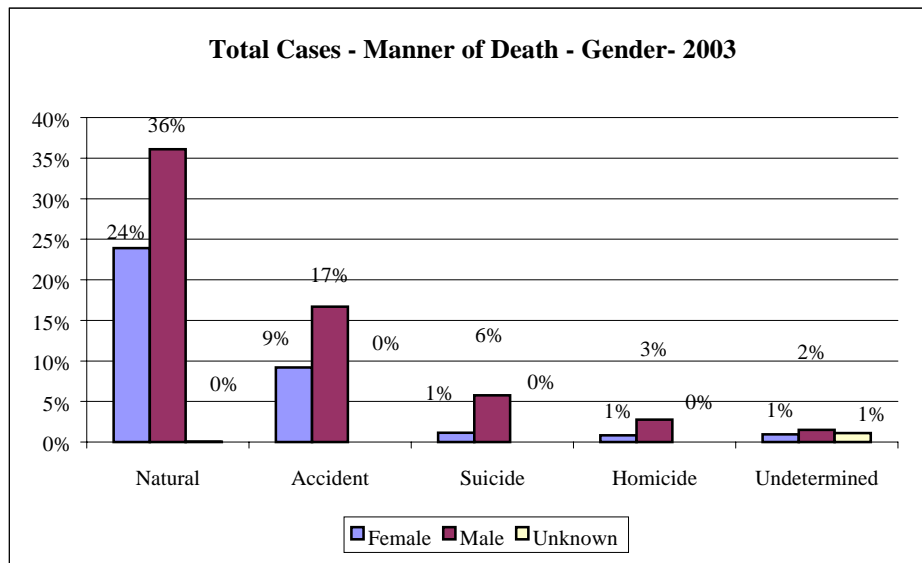
**Figure 8. – Total Cases – Manner of Death – Day - 2003**



**Table 5. Total Cases – Manner of Death – Gender - 2003**

| Gender       | Manner of Death |              |            |            |              | Total        |
|--------------|-----------------|--------------|------------|------------|--------------|--------------|
|              | Natural         | Accident     | Suicide    | Homicide   | Undetermined |              |
| Female       | 1,239           | 477          | 60         | 43         | 50           | 1,869        |
| Male         | 1,870           | 865          | 298        | 144        | 78           | 3,255        |
| Unknown      | 2               | 0            | 0          | 0          | 57           | 59           |
| <b>Total</b> | <b>3,111</b>    | <b>1,342</b> | <b>358</b> | <b>187</b> | <b>185</b>   | <b>5,183</b> |

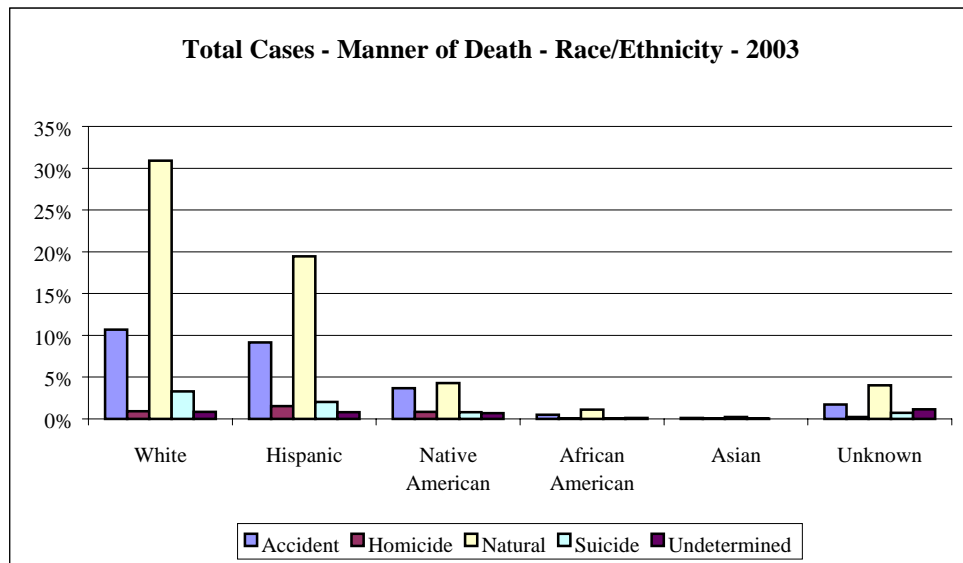
**Figure 9. Total Cases – Manner of Death – Gender - 2003**



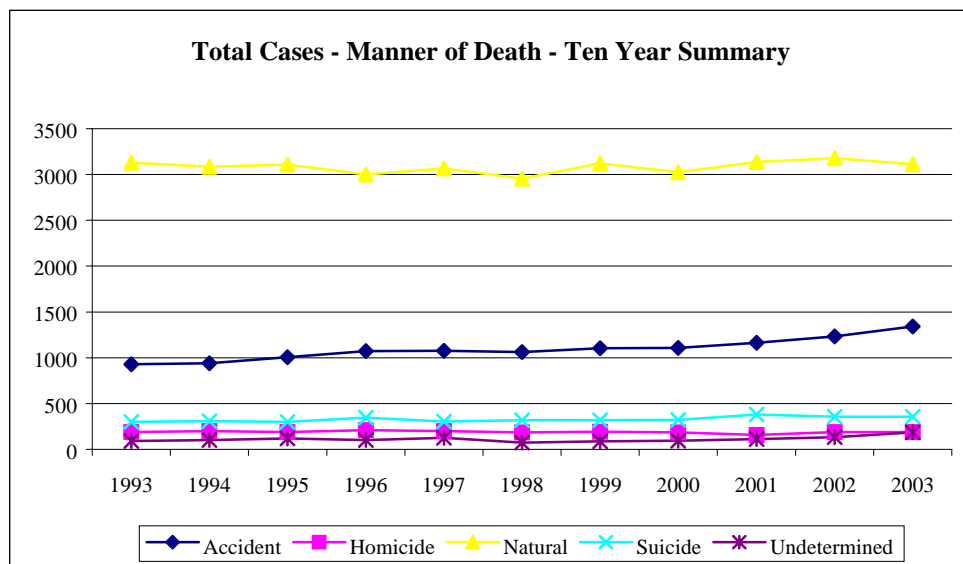
**Table 6. Total Cases – Manner of Death – Age - 2003**

|                |                 | <b>Total Cases - Age at Death - 2003</b> |                      |                          |                |                 |                     |              |
|----------------|-----------------|--|----------------------|--------------------------|----------------|-----------------|---------------------|--------------|
| <b>Gender</b>  | <b>Age</b>      | <b>Manner of Death</b>                   |                      |                          |                |                 |                     | <b>Total</b> |
|                |                 | <b>Natural</b>                           | <b>Accidents</b>     |                          | <b>Suicide</b> | <b>Homicide</b> | <b>Undetermined</b> |              |
|                |                 |  | <b>Motor Vehicle</b> | <b>Non-Motor Vehicle</b> |                |                 |                     |              |
| <b>Female</b>  | <1              | 48                                       | 0                    | 0                        | 0              | 0               | 9                   | 57           |
|                | 1-4             | 10                                       | 4                    | 3                        | 0              | 0               | 3                   | 20           |
|                | 5-9             | 0  | 6                    | 0                        | 0              | 0               | 0                   | 6            |
|                | 10-14           | 4  | 3                    | 1                        | 0              | 0               | 0                   | 8            |
|                | 15-19           | 6  | 12                   | 6                        | 2              | 3               | 3                   | 32           |
|                | 20-24           | 5  | 16                   | 3                        | 4              | 7               | 1                   | 36           |
|                | 25-34           | 21                                       | 25                   | 24                       | 10             | 8               | 8                   | 96           |
|                | 35-44           | 55                                       | 30                   | 40                       | 15             | 13              | 5                   | 158          |
|                | 45-54           | 99                                       | 17                   | 40                       | 17             | 3               | 9                   | 185          |
|                | 55-64           | 157                                      | 18                   | 22                       | 6              | 4               | 5                   | 212          |
|                | 65-74           | 223                                      | 17                   | 26                       | 3              | 2               | 1                   | 272          |
|                | 75-84           | 305                                      | 8                    | 60                       | 1              | 2               | 1                   | 377          |
|                | 85-94           | 246                                      | 3                    | 72                       | 2              | 1               | 2                   | 326          |
|                | 95+             | 60                                       | 2                    | 19                       | 0              | 0               | 0                   | 81           |
|                | UNK             | 0  | 0                    | 0                        | 0              | 0               | 2                   | 2            |
|                |                 | <b>Subtotal</b>                          | <b>1,239</b>         | <b>161</b>               | <b>316</b>     | <b>60</b>       | <b>43</b>           | <b>49</b>    |
| <b>Male</b>    | <1              | 59                                       | 2                    | 2                        | 0              | 1               | 4                   | 68           |
|                | 1-4             | 12                                       | 4                    | 5                        | 2              | 4               | 1                   | 28           |
|                | 5-9             | 2  | 5                    | 4                        | 8              | 0               | 0                   | 19           |
|                | 10-14           | 4  | 11                   | 5                        | 18             | 1               | 0                   | 39           |
|                | 15-19           | 7  | 37                   | 14                       | 26             | 21              | 2                   | 107          |
|                | 20-24           | 7  | 52                   | 36                       | 63             | 26              | 6                   | 190          |
|                | 25-34           | 30                                       | 58                   | 66                       | 50             | 32              | 15                  | 251          |
|                | 35-44           | 115                                      | 57                   | 118                      | 46             | 21              | 18                  | 375          |
|                | 45-54           | 265                                      | 39                   | 99                       | 35             | 21              | 10                  | 469          |
|                | 55-64           | 340                                      | 28                   | 43                       | 18             | 6               | 7                   | 442          |
|                | 65-74           | 413                                      | 17                   | 36                       | 21             | 7               | 5                   | 499          |
|                | 75-84           | 391                                      | 16                   | 57                       | 11             | 4               | 2                   | 481          |
|                | 85-94           | 199                                      | 7                    | 42                       | 0              | 0               | 2                   | 250          |
| 95+            | 25              | 0  | 4                    | 0                        | 0              | 0               | 29                  |              |
| UNK            | 1               | 0  | 1                    | 0                        | 0              | 3               | 5                   |              |
|                | <b>Subtotal</b> | <b>1,870</b>                             | <b>333</b>           | <b>532</b>               | <b>298</b>     | <b>144</b>      | <b>75</b>           | <b>3,252</b> |
| <b>Unknown</b> |                 | <b>2</b>                                 | <b>0</b>             | <b>0</b>                 | <b>0</b>       | <b>0</b>        | <b>61</b>           | <b>63</b>    |
| <b>Total</b>   |                 | <b>3,111</b>                             | <b>494</b>           | <b>848</b>               | <b>358</b>     | <b>187</b>      | <b>185</b>          | <b>5,183</b> |

**Figure 10. Total Cases – Manner of Death – Race/Ethnicity - 2003**



**Figure 11. Total Cases – Manner of Death - Ten Year Summary**



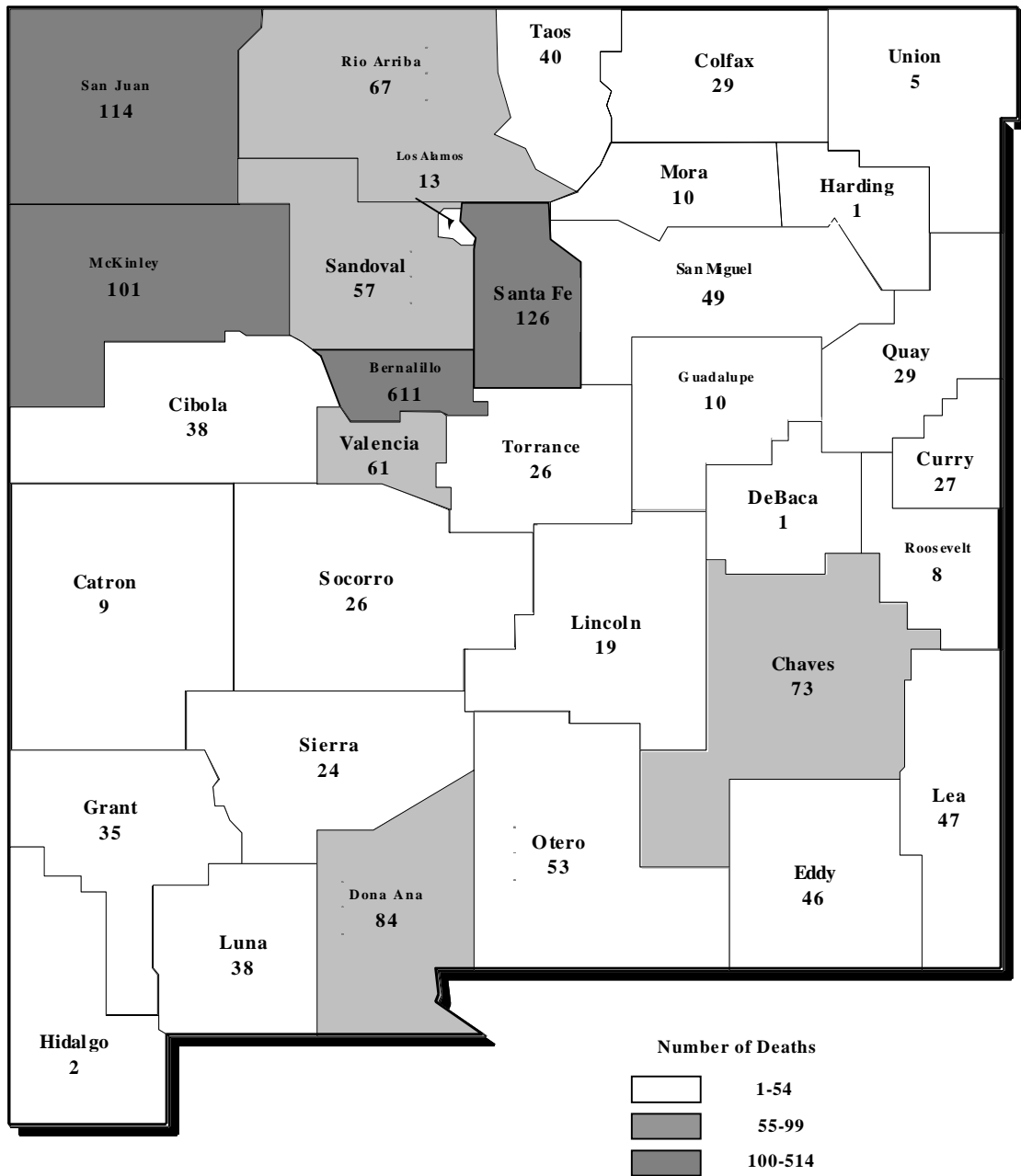
**Table 7. County of Injury**

**Total Cases - County of Injury - 2003**

| County of Injury | Manner of Death |              |            |            |              | Total        |
|------------------|-----------------|--------------|------------|------------|--------------|--------------|
|                  | Natural         | Accident     | Suicide    | Homicide   | Undetermined |              |
| Bernalillo       | 0               | 406          | 106        | 64         | 35           | 611          |
| Catron           | 0               | 6            | 1          | 1          | 1            | 9            |
| Chaves           | 0               | 42           | 17         | 6          | 8            | 73           |
| Cibola           | 0               | 27           | 5          | 4          | 2            | 38           |
| Colfax           | 0               | 22           | 4          | 3          | 0            | 29           |
| Curry            | 0               | 15           | 6          | 5          | 1            | 27           |
| DeBaca           | 0               | 3            | 0          | 0          | 0            | 3            |
| Dona Ana         | 0               | 62           | 13         | 6          | 3            | 84           |
| Eddy             | 0               | 31           | 9          | 4          | 2            | 46           |
| Grant            | 0               | 23           | 9          | 3          | 0            | 35           |
| Guadalupe        | 0               | 8            | 0          | 2          | 0            | 10           |
| Harding          | 0               | 1            | 0          | 0          | 0            | 1            |
| Hidalgo          | 0               | 2            | 0          | 0          | 0            | 2            |
| Lea              | 0               | 29           | 11         | 7          | 0            | 47           |
| Lincoln          | 0               | 14           | 3          | 0          | 2            | 19           |
| Los Alamos       | 0               | 10           | 3          | 0          | 0            | 13           |
| Luna             | 0               | 24           | 9          | 3          | 2            | 38           |
| McKinley         | 0               | 72           | 16         | 8          | 5            | 101          |
| Mora             | 0               | 5            | 4          | 0          | 1            | 10           |
| Otero            | 0               | 30           | 14         | 5          | 4            | 53           |
| Quay             | 0               | 26           | 3          | 0          | 0            | 29           |
| Rio Arriba       | 0               | 46           | 12         | 8          | 1            | 67           |
| Roosevelt        | 0               | 8            | 0          | 0          | 0            | 8            |
| San Juan         | 0               | 80           | 19         | 8          | 7            | 114          |
| San Miguel       | 0               | 30           | 11         | 7          | 1            | 49           |
| Sandoval         | 0               | 42           | 7          | 5          | 3            | 57           |
| Santa Fe         | 0               | 78           | 35         | 5          | 8            | 126          |
| Sierra           | 0               | 16           | 4          | 1          | 3            | 24           |
| Socorro          | 0               | 18           | 4          | 3          | 1            | 26           |
| Taos             | 0               | 26           | 5          | 7          | 2            | 40           |
| Torrance         | 0               | 20           | 3          | 2          | 1            | 26           |
| Union            | 0               | 3            | 0          | 2          | 0            | 5            |
| Valencia         | 0               | 45           | 11         | 4          | 1            | 61           |
| Non-Resident     | 0               | 65           | 13         | 13         | 4            | 95           |
| Unknown          | 0               | 7            | 1          | 1          | 87           | 96           |
| Natural Deaths   | 3,111           |              |            |            |              | 3,111        |
| <b>Total</b>     |                 | <b>1,342</b> | <b>358</b> | <b>187</b> | <b>185</b>   | <b>5,183</b> |

**Figure 12. Deaths by County of Injury**

**Deaths By County of Injury  
New Mexico 2003  
Includes Accidents, Suicides, Homicides and Undetermined Deaths**





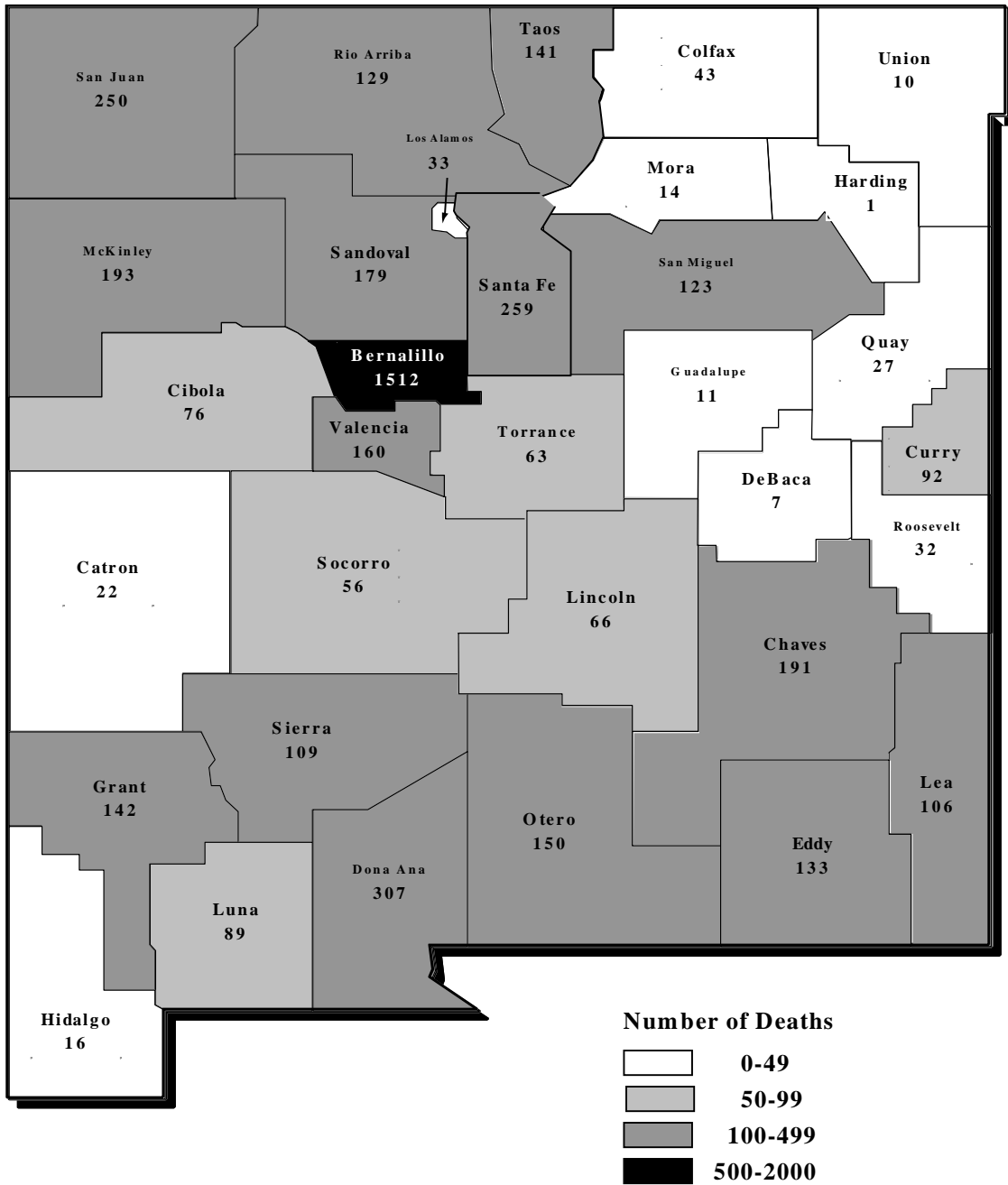
**Table 7. County of Residence**

**County of Residence - New Mexico - 2003**

| County of Residence | Manner of Death |              |            |            |              | Total        |
|---------------------|-----------------|--------------|------------|------------|--------------|--------------|
|                     | Natural         | Accident     | Suicide    | Homicide   | Undetermined |              |
| Bernalillo          | 887             | 407          | 104        | 63         | 51           | 1,512        |
| Catron              | 18              | 4            | 0          | 0          | 0            | 22           |
| Chaves              | 122             | 39           | 18         | 6          | 6            | 191          |
| Cibola              | 46              | 19           | 3          | 4          | 4            | 76           |
| Colfax              | 28              | 10           | 3          | 1          | 1            | 43           |
| Curry               | 66              | 13           | 6          | 6          | 1            | 92           |
| DeBaca              | 5               | 2            | 0          | 0          | 0            | 7            |
| Dona Ana            | 220             | 62           | 12         | 6          | 7            | 307          |
| Eddy                | 89              | 26           | 10         | 4          | 4            | 133          |
| Grant               | 105             | 25           | 9          | 3          | 0            | 142          |
| Guadalupe           | 10              | 0            | 0          | 1          | 0            | 11           |
| Harding             | 0               | 1            | 0          | 0          | 0            | 1            |
| Hidalgo             | 14              | 1            | 0          | 0          | 1            | 16           |
| Lea                 | 62              | 27           | 10         | 6          | 1            | 106          |
| Lincoln             | 48              | 11           | 3          | 0          | 4            | 66           |
| Los Alamos          | 21              | 8            | 4          | 0          | 0            | 33           |
| Luna                | 65              | 12           | 9          | 3          | 0            | 89           |
| McKinley            | 104             | 58           | 16         | 7          | 8            | 193          |
| Mora                | 5               | 5            | 3          | 1          | 0            | 14           |
| Otero               | 102             | 27           | 14         | 4          | 3            | 150          |
| Quay                | 12              | 12           | 3          | 0          | 0            | 27           |
| Rio Arriba          | 67              | 43           | 10         | 8          | 1            | 129          |
| Roosevelt           | 23              | 9            | 0          | 0          | 0            | 32           |
| San Juan            | 132             | 78           | 18         | 8          | 14           | 250          |
| San Miguel          | 81              | 20           | 11         | 9          | 2            | 123          |
| Sandoval            | 109             | 50           | 8          | 5          | 7            | 179          |
| Santa Fe            | 139             | 76           | 33         | 6          | 5            | 259          |
| Sierra              | 87              | 13           | 5          | 1          | 3            | 109          |
| Socorro             | 37              | 11           | 4          | 3          | 1            | 56           |
| Taos                | 103             | 24           | 4          | 7          | 3            | 141          |
| Torrance            | 39              | 15           | 4          | 3          | 2            | 63           |
| Union               | 9               | 1            | 0          | 0          | 0            | 10           |
| Valencia            | 103             | 43           | 9          | 4          | 1            | 160          |
| Non-Resident        | 149             | 188          | 25         | 18         | 40           | 420          |
| Unknown             | 4               | 2            | 0          | 0          | 15           | 21           |
| <b>Total</b>        | <b>3,111</b>    | <b>1,340</b> | <b>358</b> | <b>187</b> | <b>170</b>   | <b>5,183</b> |

**Figure 13. Deaths by County of Residence**

**Deaths By County of Residence  
New Mexico 2003  
Includes All Manners of Death**



## **Overview – Cause of Death**

### **Table 8. Cause of Death Alphabetic Sort**

#### **Total Cases - Cause of Death - 2003**

##### **Alphabetic Sort**

|   | <b>Total Cases</b> | <b>Autopsied</b> | <b>Dictated External</b> | <b>Investigation/Field Examination</b> |
|---|--------------------|------------------|--------------------------|--|
| <b>Natural Deaths</b>                     |                    |                  |                          |  |
| Acquired Immune Deficiency Syndrome       | 8                  | 0                | 0                        | 8                                      |
| Alzheimers Disease                        | 59                 | 5                | 1                        | 53                                     |
| Aneurysm                                  | 22                 | 6                | 0                        | 16                                     |
| Arthritis                                 | 6                  | 1                | 1                        | 4                                      |
| Aspiration                                | 6                  | 1                | 0                        | 5                                      |
| Asthma                                    | 10                 | 5                | 0                        | 5                                      |
| Blood disorders                           | 5                  | 0                | 0                        | 5                                      |
| Carcinoma                                 | 319                | 24               | 12                       | 283                                    |
| Cerebrovascular                           | 103                | 22               | 8                        | 73                                     |
| Chronic Obstructive Pulmonary Disease     | 163                | 6                | 10                       | 147                                    |
| Congenital Defect                         | 30                 | 9                | 1                        | 20                                     |
| Dehydration                               | 6                  | 5                | 0                        | 1                                      |
| Diabetes                                  | 63                 | 13               | 6                        | 44                                     |
| Emboli                                    | 38                 | 27               | 1                        | 10                                     |
| Emphysema                                 | 41                 | 1                | 0                        | 40                                     |
| Epilepsy                                  | 26                 | 20               | 3                        | 3                                      |
| Ethanolism                                | 102                | 45               | 22                       | 35                                     |
| Gallbladder                               | 3                  | 1                | 0                        | 2                                      |
| Gastrointestinal Hemorrhage               | 83                 | 40               | 13                       | 30                                     |
| Heart Disease                             | 1,429              | 168              | 188                      | 1,073                                  |
| Hepatic failure                           | 58                 | 10               | 5                        | 43                                     |
| History of Illness or Injury              | 2                  | 1                | 0                        | 1                                      |
| Hypertension                              | 152                | 49               | 25                       | 78                                     |
| Intrauterine Fetal Death                  | 27                 | 11               | 0                        | 16                                     |
| Leukemia                                  | 7                  | 0                | 0                        | 7                                      |
| Maternal and Fetal Complications of Birth | 6                  | 5                | 1                        | 0                                      |
| Medical Treatment                         | 3                  | 3                | 0                        | 0                                      |
| Meningitis                                | 9                  | 5                | 0                        | 4                                      |
| Natural- Other                            | 106                | 41               | 5                        | 60                                     |
| Obesity                                   | 5                  | 1                | 3                        | 1                                      |
| Obstruction (blockage)                    | 7                  | 3                | 0                        | 4                                      |
| Pancreas                                  | 9                  | 6                | 0                        | 3                                      |
| Parkinson's disease                       | 14                 | 0                | 1                        | 13                                     |
| Pathologic Injuries                       | 1                  | 0                | 0                        | 1                                      |
| Pneumonia                                 | 172                | 73               | 8                        | 91                                     |
| Prematurity                               | 18                 | 3                | 0                        | 15                                     |
| Pulmonary Edema                           | 2                  | 0                | 0                        | 2                                      |
| Renal Failure                             | 62                 | 7                | 2                        | 53                                     |
| Respiratory Distress Syndrome             | 33                 | 7                | 1                        | 25                                     |
| Sepsis                                    | 69                 | 30               | 7                        | 32                                     |
| Spontaneous Hemorrhage                    | 14                 | 6                | 2                        | 6                                      |

-Continued on the Next Page

**Total Cases - Cause of Death - 2003 Cont.**

**Alphabetic Sort**

|   | <b>Total Cases</b> | <b>Autopsied</b> | <b>Dictated External</b> | <b>Investigation/Field Examination</b> |
|---|--------------------|------------------|--------------------------|--|
| <b>Natural Deaths</b>                           |                    |                  |                          |  |
| Sudden Infant Death Syndrome                    | 14                 | 14               | 0                        | 0                                      |
| Tuberculosis                                    | 1                  | 1                | 0                        | 0                                      |
| <b>Subtotal</b>                                 | <b>3,313</b>       | <b>675</b>       | <b>326</b>               | <b>2,312</b>                           |
| <b>Unnatural Deaths</b>                         |                    |                  |                          |  |
| Asphyxia  | 44                 | 34               | 7                        | 3                                      |
| Aspiration                                      | 2                  | 1                | 0                        | 1                                      |
| Carbon Monoxide Intoxication                    | 28                 | 19               | 7                        | 2                                      |
| Child abuse                                     | 1                  | 1                | 0                        | 0                                      |
| Drowning  | 43                 | 42               | 1                        | 0                                      |
| Electrocution                                   | 1                  | 0                | 0                        | 1                                      |
| Ethanol (alcohol) Intoxication                  | 14                 | 13               | 0                        | 1                                      |
| Exposure  | 19                 | 18               | 1                        | 0                                      |
| Exsanguination                                  | 3                  | 3                | 0                        | 0                                      |
| Gunshot Wound                                   | 320                | 282              | 18                       | 20                                     |
| Hanging   | 80                 | 55               | 17                       | 8                                      |
| Head and Neck Injuries                          | 233                | 102              | 70                       | 61                                     |
| Multiple Injuries                               | 538                | 196              | 166                      | 176                                    |
| Narcotic Abuse                                  | 1                  | 1                | 0                        | 0                                      |
| Stab Wound                                      | 28                 | 27               | 0                        | 1                                      |
| Subdural Hematoma                               | 12                 | 1                | 7                        | 4                                      |
| Substance Intoxication                          | 347                | 339              | 6                        | 2                                      |
| Thermal Injuries (burns)                        | 21                 | 14               | 5                        | 2                                      |
| Unnatural-Other                                 | 11                 | 7                | 2                        | 2                                      |
| <b>Subtotal</b>                                 | <b>1746</b>        | <b>1155</b>      | <b>307</b>               | <b>284</b>                             |
| <b>Undetermined Deaths</b>                      |                    |                  |                          |  |
| Skeletal/Mummified Remains                      | 15                 | 15               | 0                        | 0                                      |
| Undetermined After Autopsy and/or Investigation | 32                 | 30               | 1                        | 1                                      |
| Certification for Record Purposes               | 4                  | 0                | 0                        | 4                                      |
| Consult Request Withdrawn                       | 25                 | 2                | 0                        | 23                                     |
| Insufficient Remains for Determination of Death | 1                  | 0                | 0                        | 1                                      |
| <b>Subtotal</b>                                 | <b>77</b>          | <b>47</b>        | <b>1</b>                 | <b>29</b>                              |
| <b>Uncertifiable Cases</b>                      |                    |                  |                          |  |
| Non-Human Remains                               | 26                 | 2                | 1                        | 23                                     |
| Skeletal Remains- Ancient                       | 15                 | 4                | 0                        | 11                                     |
| Uncoded   | 6                  | 3                | 0                        | 3                                      |
| <b>Subtotal</b>                                 | <b>47</b>          | <b>9</b>         | <b>1</b>                 | <b>37</b>                              |
| <b>Total</b>                                    | <b>5,183</b>       | <b>1,886</b>     | <b>635</b>               | <b>2,662</b>                           |

**Table 9. - Cause of Death – Numeric Sort**

**Total Cases - Cause of Death - 2003**

**By Highest Value**

|   | <b>Total Cases</b> | <b>Autopsied</b> | <b>Dictated External</b> | <b>Investigation/Field Examination</b> |
|---|--------------------|------------------|--------------------------|--|
| <b>Natural Deaths</b>                     |                    |                  |                          |  |
| Heart Disease                             | 1,429              | 168              | 188                      | 1,073                                  |
| Carcinoma                                 | 319                | 24               | 12                       | 283                                    |
| Pneumonia                                 | 172                | 73               | 8                        | 91                                     |
| Chronic Obstructive Pulmonary Disease     | 163                | 6                | 10                       | 147                                    |
| Hypertension                              | 152                | 49               | 25                       | 78                                     |
| Natural- Other                            | 106                | 41               | 5                        | 60                                     |
| Cerebrovascular                           | 103                | 22               | 8                        | 73                                     |
| Ethanolism                                | 102                | 45               | 22                       | 35                                     |
| Gastrointestinal Hemorrhage               | 83                 | 40               | 13                       | 30                                     |
| Sepsis                                    | 69                 | 30               | 7                        | 32                                     |
| Diabetes                                  | 63                 | 13               | 6                        | 44                                     |
| Renal Failure                             | 62                 | 7                | 2                        | 53                                     |
| Alzheimers Disease                        | 59                 | 5                | 1                        | 53                                     |
| Hepatic failure                           | 58                 | 10               | 5                        | 43                                     |
| Emphysema                                 | 41                 | 1                | 0                        | 40                                     |
| Emboli                                    | 38                 | 27               | 1                        | 10                                     |
| Respiratory Distress Syndrome             | 33                 | 7                | 1                        | 25                                     |
| Congenital Defect                         | 30                 | 9                | 1                        | 20                                     |
| Intrauterine Fetal Death                  | 27                 | 11               | 0                        | 16                                     |
| Epilepsy                                  | 26                 | 20               | 3                        | 3                                      |
| Aneurysm                                  | 22                 | 6                | 0                        | 16                                     |
| Prematurity                               | 18                 | 3                | 0                        | 15                                     |
| Parkinson's disease                       | 14                 | 0                | 1                        | 13                                     |
| Spontaneous Hemorrhage                    | 14                 | 6                | 2                        | 6                                      |
| Sudden Infant Death Syndrome              | 14                 | 14               | 0                        | 0                                      |
| Asthma                                    | 10                 | 5                | 0                        | 5                                      |
| Meningitis                                | 9                  | 5                | 0                        | 4                                      |
| Pancreas                                  | 9                  | 6                | 0                        | 3                                      |
| Acquired Immune Deficiency Syndrome       | 8                  | 0                | 0                        | 8                                      |
| Leukemia                                  | 7                  | 0                | 0                        | 7                                      |
| Obstruction (blockage)                    | 7                  | 3                | 0                        | 4                                      |
| Maternal and Fetal Complications of Birth | 6                  | 5                | 1                        | 0                                      |
| Arthritis                                 | 6                  | 1                | 1                        | 4                                      |
| Aspiration                                | 6                  | 1                | 0                        | 5                                      |
| Dehydration                               | 6                  | 5                | 0                        | 1                                      |
| Obesity                                   | 5                  | 1                | 3                        | 1                                      |
| Blood disorders                           | 5                  | 0                | 0                        | 5                                      |

-Continued on the Next Page

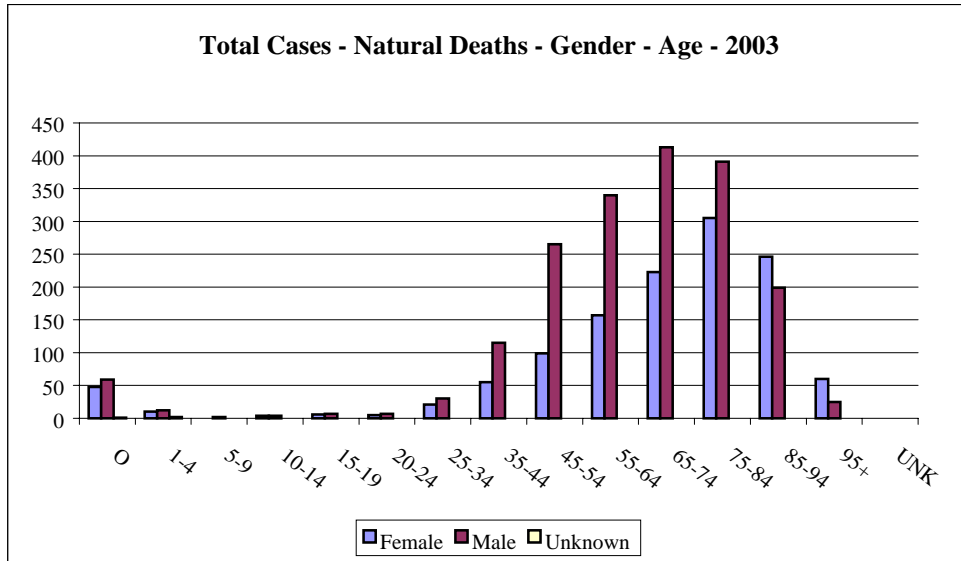
### Total Cases - Cause of Death - 2003 Cont.

#### By Highest Value

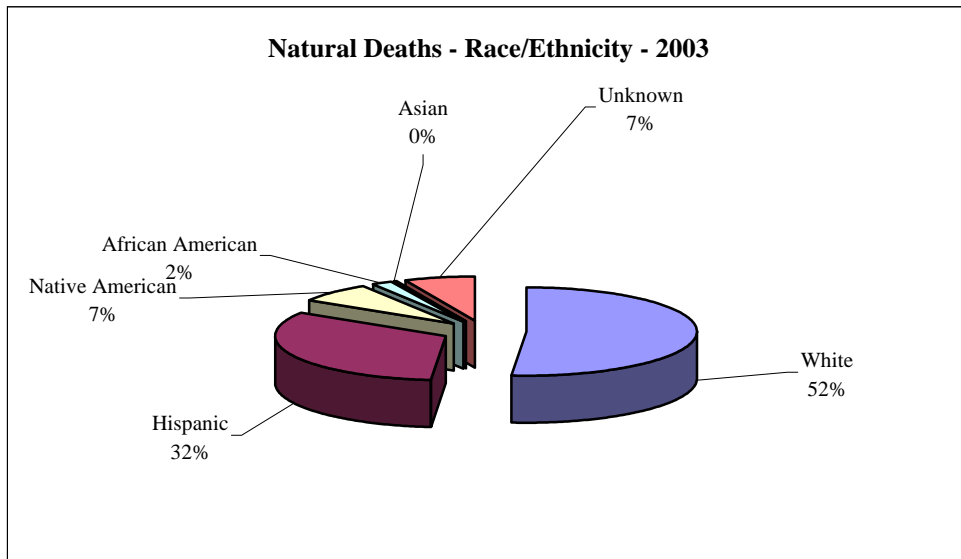
|   | Total Cases  | Autopsied    | Dictated External | Investigation/Field Examination |
|---|--------------|--------------|-------------------|---------------------------------|
| <b>Natural Deaths</b>                           |              |              |                   |                                 |
| Medical Treatment                               | 3            | 3            | 0                 | 0                               |
| Gallbladder                                     | 3            | 1            | 0                 | 2                               |
| History of Illness or Injury                    | 2            | 1            | 0                 | 1                               |
| Pulmonary Edema                                 | 2            | 0            | 0                 | 2                               |
| Tuberculosis                                    | 1            | 1            | 0                 | 0                               |
| Pathologic Injuries                             | 1            | 0            | 0                 | 1                               |
| <b>Subtotal</b>                                 | <b>3,313</b> | <b>675</b>   | <b>326</b>        | <b>2,312</b>                    |
| <b>Unnatural Deaths</b>                         |              |              |                   |                                 |
| Multiple Injuries                               | 538          | 196          | 166               | 176                             |
| Substance Intoxication                          | 347          | 339          | 6                 | 2                               |
| Gunshot Wound                                   | 320          | 282          | 18                | 20                              |
| Head and Neck Injuries                          | 233          | 102          | 70                | 61                              |
| Hanging   | 80           | 55           | 17                | 8                               |
| Asphyxia  | 44           | 34           | 7                 | 3                               |
| Drowning  | 43           | 42           | 1                 | 0                               |
| Stab Wound                                      | 28           | 27           | 0                 | 1                               |
| Carbon Monoxide Intoxication                    | 28           | 19           | 7                 | 2                               |
| Thermal Injuries (burns)                        | 21           | 14           | 5                 | 2                               |
| Exposure  | 19           | 18           | 1                 | 0                               |
| Ethanol (alcohol) Intoxication                  | 14           | 13           | 0                 | 1                               |
| Subdural Hematoma                               | 12           | 1            | 7                 | 4                               |
| Unnatural-Other                                 | 11           | 7            | 2                 | 2                               |
| Exsanguination                                  | 3            | 3            | 0                 | 0                               |
| Aspiration                                      | 2            | 1            | 0                 | 1                               |
| Narcotic Abuse                                  | 1            | 1            | 0                 | 0                               |
| Child abuse                                     | 1            | 1            | 0                 | 0                               |
| Electrocution                                   | 1            | 0            | 0                 | 1                               |
| <b>Subtotal</b>                                 | <b>1,746</b> | <b>1,155</b> | <b>307</b>        | <b>284</b>                      |
| <b>Undetermined Deaths</b>                      |              |              |                   |                                 |
| Undetermined After Autopsy and/or Investigation | 32           | 30           | 1                 | 1                               |
| Skeletal/Mummified Remains                      | 15           | 15           | 0                 | 0                               |
| Consult Request Withdrawn                       | 25           | 2            | 0                 | 23                              |
| Certification for Record Purposes               | 4            | 0            | 0                 | 4                               |
| Insufficient Remains for Determination of Death | 1            | 0            | 0                 | 1                               |
| <b>Subtotal</b>                                 | <b>77</b>    | <b>47</b>    | <b>1</b>          | <b>29</b>                       |
| <b>Uncertifiable Cases</b>                      |              |              |                   |                                 |
| Non-Human Remains                               | 26           | 2            | 1                 | 23                              |
| Skeletal Remains- Ancient                       | 15           | 4            | 0                 | 11                              |
| Uncoded   | 6            | 3            | 0                 | 3                               |
| <b>Subtotal</b>                                 | <b>47</b>    | <b>9</b>     | <b>1</b>          | <b>37</b>                       |

**Overview – Manner of Death - Natural Deaths**

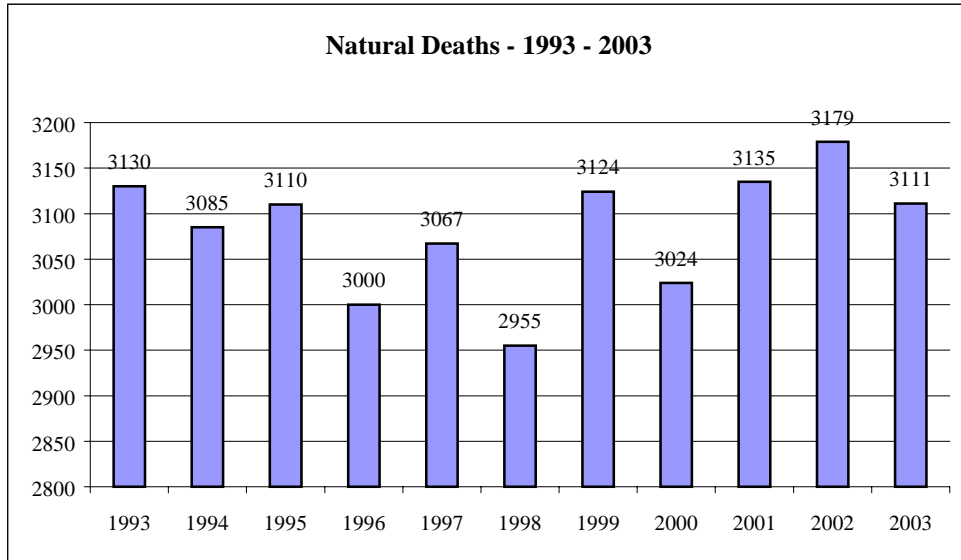
**Figure 14. Natural Deaths – Gender - Age**



**Figure 15. Natural Deaths - Race/Ethnicity**



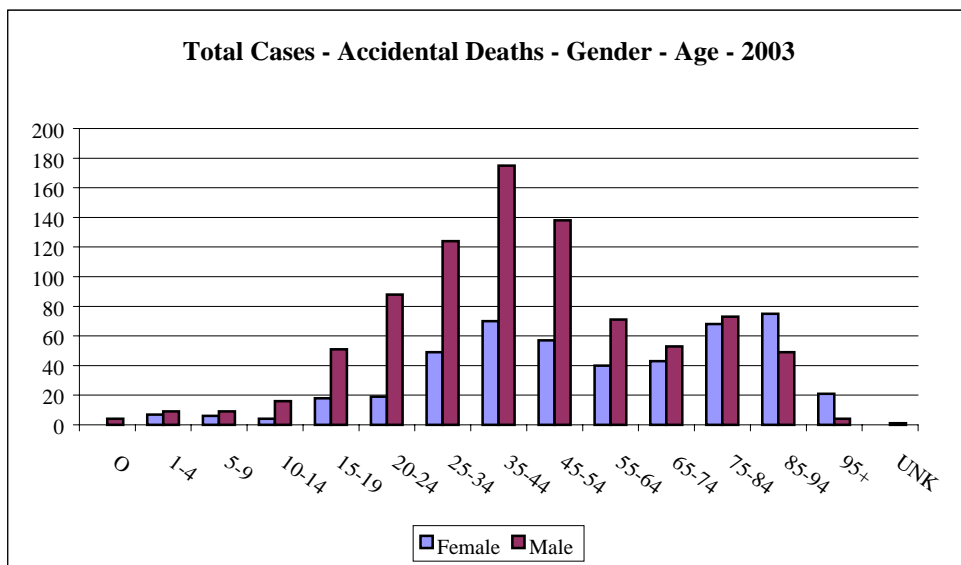
**Figure 15. Natural Deaths 1993 - 2003**



Please see Table 8 and Table 9 for an Alphabetic and Numeric break down of Natural Deaths.

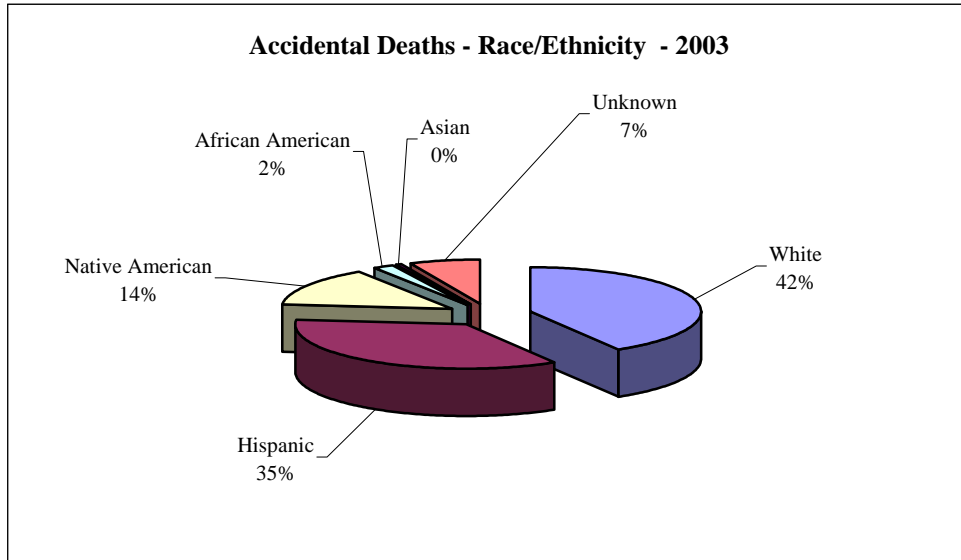
**Overview – Manner of Death – Accidental Deaths**

**Figure 16. Accidental Deaths – Gender - Age**

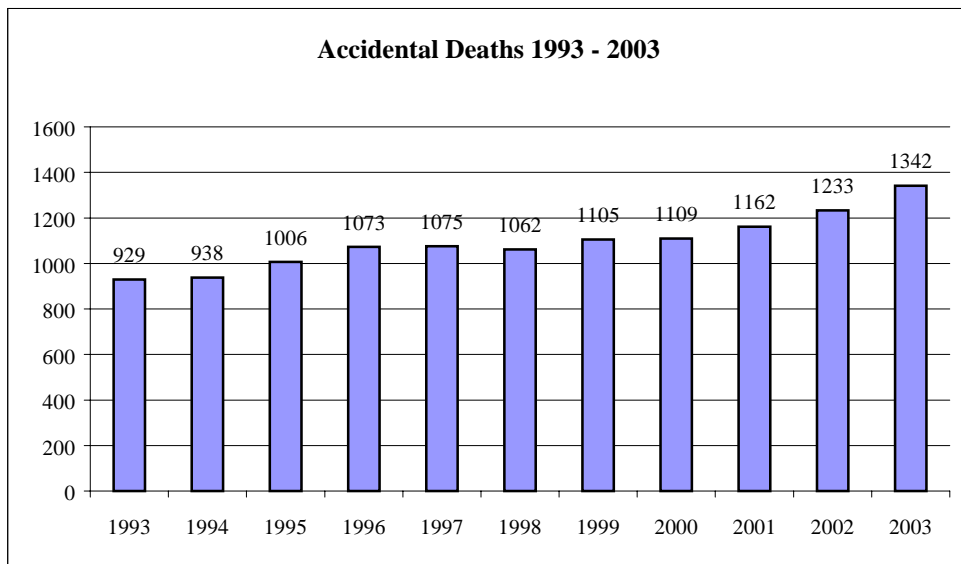




**Figure 17. Accidental Deaths - Race/Ethnicity**



**Figure 18. Accidental Deaths 1993 - 2003**



**Table 10. Accidental Deaths Alphabetic Sort**

**Total Cases - Manner of Death -Accidental Deaths - 2003**

| <b>Manner of Death - Accident</b>                         | <b>Alphabetic Sort</b> |                  |                          |  |
|---|------------------------|------------------|--------------------------|--|
|   | <b>Total Cases</b>     | <b>Autopsied</b> | <b>Dictated External</b> | <b>Investigation/Field Examination</b> |
| <b>Aircraft</b>   |                        |                  |                          |  |
| Passenger in aircraft crash                               | 3                      | 3                | 0                        | 0                                      |
| Pilot of aircraft crash                                   | 5                      | 4                | 0                        | 1                                      |
| <b>Animal Related</b>                                     |                        |                  |                          |  |
| Animal related (bitten, kicked, trampled)                 | 6                      | 2                | 1                        | 3                                      |
| <b>Asphyxia</b>   |                        |                  |                          |  |
| Accidental ligature strangulation                         | 5                      | 5                | 0                        | 0                                      |
| Choked on foreign object                                  | 8                      | 3                | 2                        | 3                                      |
| Crushed/suffocated  | 8                      | 3                | 3                        | 2                                      |
| Drowned (non-recreational water accidents)                | 26                     | 26               | 0                        | 0                                      |
| Drowned while swimming (recreational and rescue attempts) | 10                     | 10               | 0                        | 0                                      |
| <b>Cyclist</b>  |                        |                  |                          |  |
| Cyclist non-motor vehicle accident                        | 2                      | 1                | 1                        | 0                                      |
| <b>Drug Use</b>   |                        |                  |                          |  |
| Ingested alcohol (ethanol)                                | 28                     | 27               | 0                        | 1                                      |
| Ingested and/or injected illicit drug(s)                  | 210                    | 203              | 4                        | 3                                      |
| Ingested and/or injected prescription medications         | 108                    | 106              | 1                        | 1                                      |
| <b>Electrical</b>   |                        |                  |                          |  |
| Contacted electrical current                              | 2                      | 1                | 0                        | 1                                      |
| Struck by lightning                                       | 1                      | 1                | 0                        | 0                                      |
| <b>Exposure</b>   |                        |                  |                          |  |
| Exposed to cold, heat                                     | 21                     | 20               | 1                        | 0                                      |
| <b>Fall</b>   |                        |                  |                          |  |
| Fall from height  | 53                     | 8                | 17                       | 28                                     |
| Fall from standing height                                 | 241                    | 13               | 78                       | 150                                    |
| <b>Fire</b>   |                        |                  |                          |  |
| Scalded by hot water, hot oil, other agent                | 2                      | 2                | 0                        | 0                                      |
| Victim of explosion                                       | 1                      | 0                | 1                        | 0                                      |
| Victim of fire  | 22                     | 15               | 4                        | 3                                      |
| <b>Machinery</b>  |                        |                  |                          |  |
| Farm or Industrial machinery accident                     | 7                      | 4                | 0                        | 3                                      |
| <b>Medical Treatment</b>                                  |                        |                  |                          |  |
| Medical treatment   | 1                      | 1                | 0                        | 0                                      |

-Continued on the Next Page

**Total Cases - Manner of Death - Accidental Deaths - 2003 Cont.**

**Alphabetic Sort**

| <b>Manner of Death - Accident</b>                                  | <b>Total Cases</b> | <b>Autopsied</b> | <b>Dictated External</b> | <b>Investigation/Field Examination</b> |
|--|--------------------|------------------|--------------------------|--|
| <b>Motor Vehicle</b>   |                    |                  |                          |  |
| Cyclist struck by motor vehicle type                               | 3                  | 0                | 3                        | 0                                      |
| Driver of auto in collision with fixed object                      | 13                 | 3                | 4                        | 6                                      |
| Driver of auto in collision with other motor vehicle               | 67                 | 25               | 26                       | 16                                     |
| Driver of auto that left roadway                                   | 75                 | 28               | 22                       | 25                                     |
| Driver of motor vehicle struck by train                            | 2                  | 0                | 1                        | 1                                      |
| Driver of motorcycle left roadway                                  | 16                 | 6                | 9                        | 1                                      |
| Driver of motorcycle in collision with other motor vehicle type    | 20                 | 8                | 10                       | 2                                      |
| Driver of pickup in collision with fixed object                    | 2                  | 1                | 0                        | 1                                      |
| Driver of pickup in collision with motor vehicle type              | 11                 | 2                | 7                        | 2                                      |
| Driver of pickup that left roadway                                 | 28                 | 9                | 11                       | 8                                      |
| Driver of truck in collision with other motor vehicle type         | 6                  | 3                | 3                        | 0                                      |
| Driver of truck that left roadway                                  | 6                  | 5                | 0                        | 1                                      |
| Motor vehicle accident, etiology unknown                           | 1                  | 0                | 0                        | 1                                      |
| Non-collision motor vehicle accident, (no collision)               | 1                  | 1                | 0                        | 0                                      |
| Passenger in auto in collision with fixed object                   | 12                 | 2                | 7                        | 3                                      |
| Passenger in auto in collision with other motor vehicle type       | 47                 | 30               | 11                       | 6                                      |
| Passenger in auto that left roadway                                | 74                 | 35               | 25                       | 14                                     |
| Passenger in pickup in collision with motor vehicle type           | 10                 | 6                | 2                        | 2                                      |
| Passenger in pickup that left roadway                              | 12                 | 7                | 3                        | 2                                      |
| Passenger in truck in collision with other motor vehicle type      | 2                  | 2                | 0                        | 0                                      |
| Passenger in truck in collision with other fixed object            | 1                  | 0                | 0                        | 1                                      |
| Passenger in truck that left roadway                               | 3                  | 1                | 0                        | 2                                      |
| Passenger on motorcycle in collision with other motor vehicle type | 5                  | 1                | 4                        | 0                                      |
| Passenger who fell from moving motor vehicle                       | 1                  | 0                | 0                        | 1                                      |
| Pedestrian struck by motor vehicle                                 | 76                 | 39               | 21                       | 16                                     |
| Pedestrian struck by non-motor vehicle                             | 1                  | 1                | 0                        | 0                                      |
| <b>Poisoned</b>  |                    |                  |                          |  |
| Inhaled toxic agent accidentally                                   | 3                  | 1                | 2                        | 0                                      |
| Inhaled toxic substances to achieve intoxication                   | 3                  | 3                | 0                        | 0                                      |
| <b>Traumatic Injury</b>  |                    |                  |                          |  |
| Accidental discharge of firearm                                    | 7                  | 7                | 0                        | 0                                      |
| Received blow/collided with object                                 | 1                  | 1                | 0                        | 0                                      |
| Struck by moving object  | 6                  | 2                | 2                        | 2                                      |
| <b>Unknown</b>   |                    |                  |                          |  |
| Accident-Unknown   | 57                 | 33               | 13                       | 11                                     |
| <b>Total</b>   | <b>1,342</b>       | <b>720</b>       | <b>299</b>               | <b>323</b>                             |

**Table 11. Accidental Deaths – Numeric Sort**

**Total Cases - Manner of Death - Accidental Deaths - 2003**

**By Highest Value**

| <b>Manner of Death - Accident</b>                               | <b>Total Cases</b> | <b>Autopsied</b> | <b>Dictated External</b> | <b>Investigation/Field Examination</b> |
|---|--------------------|------------------|--------------------------|--|
| Fall from standing height                                       | 241                | 13               | 78                       | 150                                    |
| Ingested and/or injected illicit drug(s)                        | 210                | 203              | 4                        | 3                                      |
| Ingested and/or injected prescription medications               | 108                | 106              | 1                        | 1                                      |
| Pedestrian struck by motor vehicle                              | 76                 | 39               | 21                       | 16                                     |
| Driver of auto that left roadway                                | 75                 | 28               | 22                       | 25                                     |
| Passenger in auto that left roadway                             | 74                 | 35               | 25                       | 14                                     |
| Driver of auto in collision with other motor vehicle            | 67                 | 25               | 26                       | 16                                     |
| Accident-Unknown  | 57                 | 33               | 13                       | 11                                     |
| Fall from height  | 53                 | 8                | 17                       | 28                                     |
| Passenger in auto in collision with other motor vehicle type    | 47                 | 30               | 11                       | 6                                      |
| Ingested alcohol (ethanol)                                      | 28                 | 27               | 0                        | 1                                      |
| Driver of pickup that left roadway                              | 28                 | 9                | 11                       | 8                                      |
| Drowned (non-recreational water accidents)                      | 26                 | 26               | 0                        | 0                                      |
| Victim of fire  | 22                 | 15               | 4                        | 3                                      |
| Exposed to cold, heat   | 21                 | 20               | 1                        | 0                                      |
| Driver of motorcycle in collision with other motor vehicle type | 20                 | 8                | 10                       | 2                                      |
| Driver of motorcycle left roadway                               | 16                 | 6                | 9                        | 1                                      |
| Driver of auto in collision with fixed object                   | 13                 | 3                | 4                        | 6                                      |
| Passenger in auto in collision with fixed object                | 12                 | 2                | 7                        | 3                                      |
| Passenger in pickup that left roadway                           | 12                 | 7                | 3                        | 2                                      |
| Driver of pickup in collision with motor vehicle type           | 11                 | 2                | 7                        | 2                                      |
| Drowned while swimming (recreational and rescue attempts)       | 10                 | 10               | 0                        | 0                                      |
| Passenger in pickup in collision with motor vehicle type        | 10                 | 6                | 2                        | 2                                      |
| Choked on foreign object  | 8                  | 3                | 2                        | 3                                      |
| Crushed/suffocated  | 8                  | 3                | 3                        | 2                                      |
| Farm or Industrial machinery accident                           | 7                  | 4                | 0                        | 3                                      |
| Accidental discharge of firearm                                 | 7                  | 7                | 0                        | 0                                      |
| Driver of truck in collision with other motor vehicle type      | 6                  | 3                | 3                        | 0                                      |
| Driver of truck that left roadway                               | 6                  | 5                | 0                        | 1                                      |
| Struck by moving object   | 6                  | 2                | 2                        | 2                                      |
| Pilot of aircraft crash   | 5                  | 4                | 0                        | 1                                      |
| Accidental ligature strangulation                               | 5                  | 5                | 0                        | 0                                      |

### Total Cases - Manner of Death - Accidental Deaths - 2003

#### By Highest Value

| <b>Manner of Death - Accident</b>                                  | <b>Total Cases</b> | <b>Autopsied</b> | <b>Dictated External</b> | <b>Investigation/Field Examination</b> |
|--|--------------------|------------------|--------------------------|--|
| Passenger on motorcycle in collision with other motor vehicle type | 5                  | 1                | 4                        | 0                                      |
| Passenger in aircraft crash  | 3                  | 3                | 0                        | 0                                      |
| Animal related (bitten, kicked, trampled)                          | 3                  | 1                | 0                        | 2                                      |
| Fell/thrown from (horse, brahma bull, other riding animal)         | 3                  | 1                | 1                        | 1                                      |
| Cyclist struck by motor vehicle type                               | 3                  | 0                | 3                        | 0                                      |
| Passenger in truck that left roadway                               | 3                  | 1                | 0                        | 2                                      |
| Inhaled toxic agent accidentally                                   | 3                  | 1                | 2                        | 0                                      |
| Inhaled toxic substances to achieve intoxication                   | 3                  | 3                | 0                        | 0                                      |
| Cyclist non-motor vehicle accident                                 | 2                  | 1                | 1                        | 0                                      |
| Contacted electrical current                                       | 2                  | 1                | 0                        | 1                                      |
| Scalded by hot water, hot oil, other agent                         | 2                  | 2                | 0                        | 0                                      |
| Driver of motor vehicle struck by train                            | 2                  | 0                | 1                        | 1                                      |
| Driver of pickup in collision with fixed object                    | 2                  | 1                | 0                        | 1                                      |
| Passenger in truck in collision with other motor vehicle type      | 2                  | 2                | 0                        | 0                                      |
| Struck by lightning  | 1                  | 1                | 0                        | 0                                      |
| Victim of explosion  | 1                  | 0                | 1                        | 0                                      |
| Medical treatment  | 1                  | 1                | 0                        | 0                                      |
| Motor vehicle accident, etiology unknown                           | 1                  | 0                | 0                        | 1                                      |
| Non-collision motor vehicle accident, (no collision)               | 1                  | 1                | 0                        | 0                                      |
| Passenger in truck in collision with other fixed object            | 1                  | 0                | 0                        | 1                                      |
| Passenger who fell from moving motor vehicle                       | 1                  | 0                | 0                        | 1                                      |
| Pedestrian struck by non-motor vehicle                             | 1                  | 1                | 0                        | 0                                      |
| Received blow/collided with object                                 | 1                  | 1                | 0                        | 0                                      |
| <b>Subtotal</b>  | <b>1,342</b>       | <b>720</b>       | <b>299</b>               | <b>323</b>                             |

**Table 12. Accidental Deaths – County of Pronouncement 1993- 2003**  
**Accidental Deaths - County of Pronouncement 1993 - 2003**

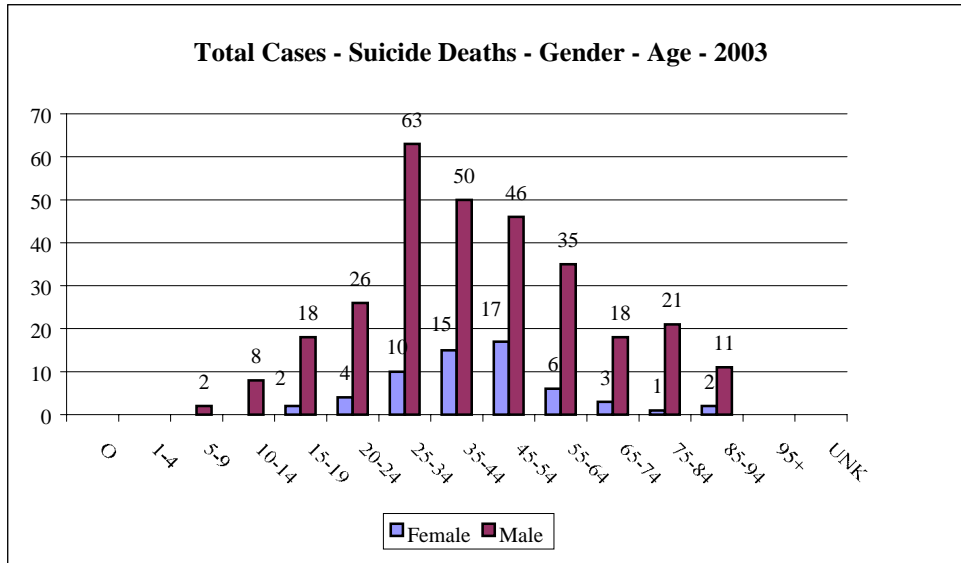
| County of Residence | Year of Death |            |             |             |             |             |             |             |             |             |             |
|---------------------|---------------|------------|-------------|-------------|-------------|-------------|-------------|-------------|-------------|-------------|-------------|
|                     | 1993          | 1994       | 1995        | 1996        | 1997        | 1998        | 1999        | 2000        | 2001        | 2002        | 2003        |
| Bernalillo          | 285           | 300        | 336         | 356         | 373         | 393         | 385         | 387         | 415         | 444         | 503         |
| Catron              | 4             | 2          | 6           | 4           | 2           | 4           | 4           | 7           | 4           | 2           | 6           |
| Chaves              | 30            | 29         | 28          | 29          | 40          | 26          | 41          | 28          | 36          | 27          | 42          |
| Cibola              | 30            | 21         | 18          | 25          | 18          | 17          | 20          | 27          | 11          | 20          | 20          |
| Colfax              | 6             | 10         | 4           | 14          | 6           | 6           | 7           | 16          | 15          | 12          | 20          |
| Curry               | 8             | 16         | 14          | 16          | 15          | 20          | 18          | 24          | 17          | 14          | 17          |
| DeBaca              | 0             | 1          | 2           | 3           | 5           | 1           | 4           | 0           | 1           | 5           | 3           |
| Dona Ana            | 51            | 52         | 60          | 52          | 65          | 53          | 54          | 50          | 58          | 53          | 62          |
| Eddy                | 25            | 24         | 31          | 19          | 19          | 36          | 20          | 27          | 24          | 28          | 30          |
| Grant               | 8             | 23         | 17          | 19          | 15          | 17          | 11          | 18          | 14          | 13          | 24          |
| Guadalupe           | 4             | 9          | 9           | 17          | 25          | 15          | 6           | 5           | 12          | 14          | 6           |
| Harding             | 0             | 0          | 0           | 0           | 0           | 0           | 0           | 1           | 1           | 2           | 1           |
| Hidalgo             | 6             | 4          | 5           | 4           | 9           | 8           | 5           | 7           | 10          | 9           | 2           |
| Lea                 | 21            | 20         | 17          | 25          | 16          | 17          | 22          | 21          | 24          | 20          | 29          |
| Lincoln             | 12            | 13         | 14          | 10          | 15          | 20          | 12          | 10          | 19          | 23          | 12          |
| Los Alamos          | 1             | 4          | 2           | 2           | 5           | 0           | 4           | 8           | 9           | 4           | 8           |
| Luna                | 8             | 18         | 13          | 12          | 24          | 15          | 20          | 15          | 17          | 17          | 25          |
| McKinley            | 54            | 70         | 44          | 58          | 59          | 55          | 59          | 60          | 50          | 65          | 73          |
| Mora                | 2             | 3          | 6           | 8           | 3           | 2           | 6           | 5           | 2           | 1           | 4           |
| Otero               | 14            | 18         | 27          | 18          | 22          | 11          | 16          | 24          | 20          | 25          | 30          |
| Quay                | 13            | 6          | 7           | 18          | 19          | 8           | 17          | 12          | 10          | 17          | 24          |
| Rio Arriba          | 37            | 33         | 47          | 45          | 50          | 40          | 57          | 49          | 30          | 54          | 40          |
| Roosevelt           | 7             | 7          | 6           | 3           | 4           | 11          | 7           | 2           | 4           | 8           | 8           |
| San Juan            | 79            | 71         | 63          | 84          | 61          | 75          | 61          | 68          | 90          | 89          | 78          |
| San Miguel          | 29            | 15         | 24          | 24          | 19          | 27          | 13          | 17          | 18          | 25          | 26          |
| Sandoval            | 26            | 17         | 33          | 23          | 21          | 24          | 23          | 21          | 21          | 27          | 24          |
| Santa Fe            | 64            | 51         | 63          | 69          | 45          | 61          | 91          | 83          | 80          | 94          | 87          |
| Sierra              | 16            | 11         | 12          | 9           | 11          | 7           | 13          | 11          | 13          | 13          | 14          |
| Socorro             | 12            | 11         | 10          | 16          | 13          | 16          | 18          | 17          | 23          | 11          | 15          |
| Taos                | 21            | 18         | 17          | 23          | 18          | 20          | 14          | 17          | 33          | 24          | 19          |
| Torrance            | 3             | 5          | 24          | 7           | 11          | 9           | 11          | 13          | 16          | 9           | 9           |
| Union               | 7             | 2          | 3           | 1           | 2           | 6           | 4           | 3           | 15          | 4           | 3           |
| Valencia            | 23            | 19         | 18          | 20          | 31          | 19          | 31          | 23          | 19          | 21          | 34          |
| NonResident         | 23            | 35         | 26          | 40          | 34          | 23          | 31          | 33          | 31          | 39          | 44          |
| <b>Total</b>        | <b>929</b>    | <b>938</b> | <b>1006</b> | <b>1073</b> | <b>1075</b> | <b>1062</b> | <b>1105</b> | <b>1109</b> | <b>1162</b> | <b>1233</b> | <b>1342</b> |

**Accidental Deaths – Summary**

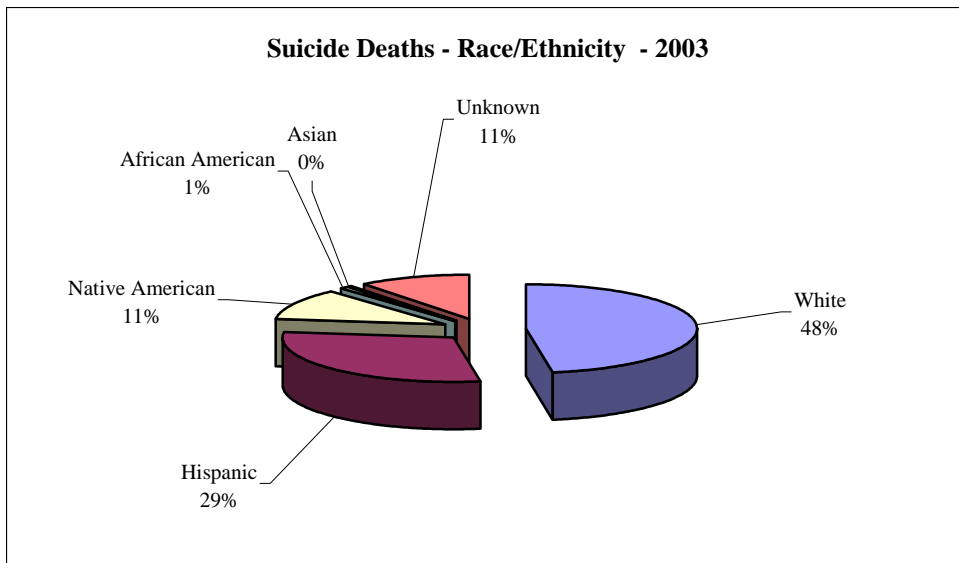
Accidental deaths accounted for 26% of the deaths investigated by OMI in 2003, second only to natural deaths as a cause of death that accounted for 59% of deaths. The highest number of accidental deaths was seen in males, aged 35-44 years. Motor vehicle accidents were the most common cause of accidental deaths, with motor vehicles involved in 37.1% of all accidental deaths.

**Overview Manner of Death – Suicide Deaths**

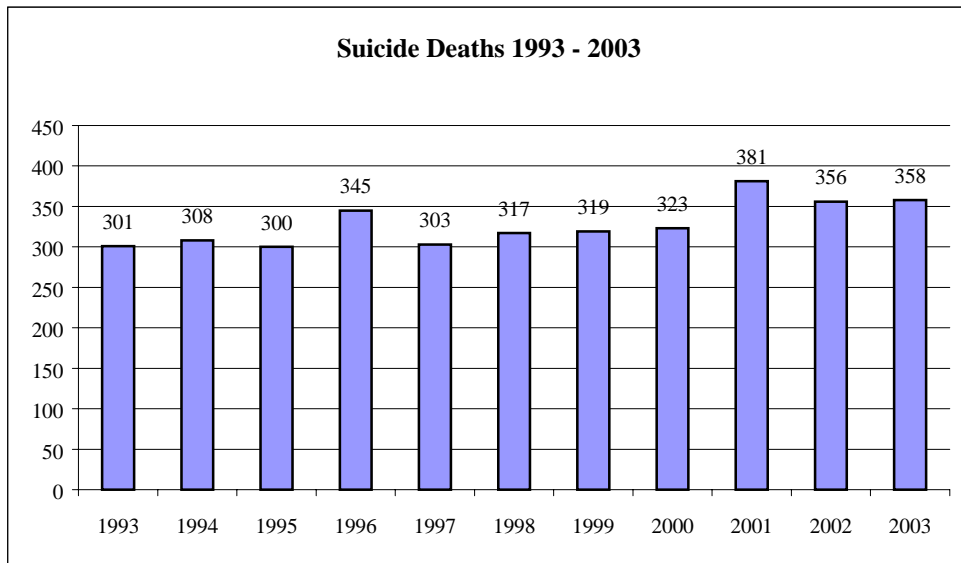
**Figure 19. Suicide Deaths – Gender - Age**



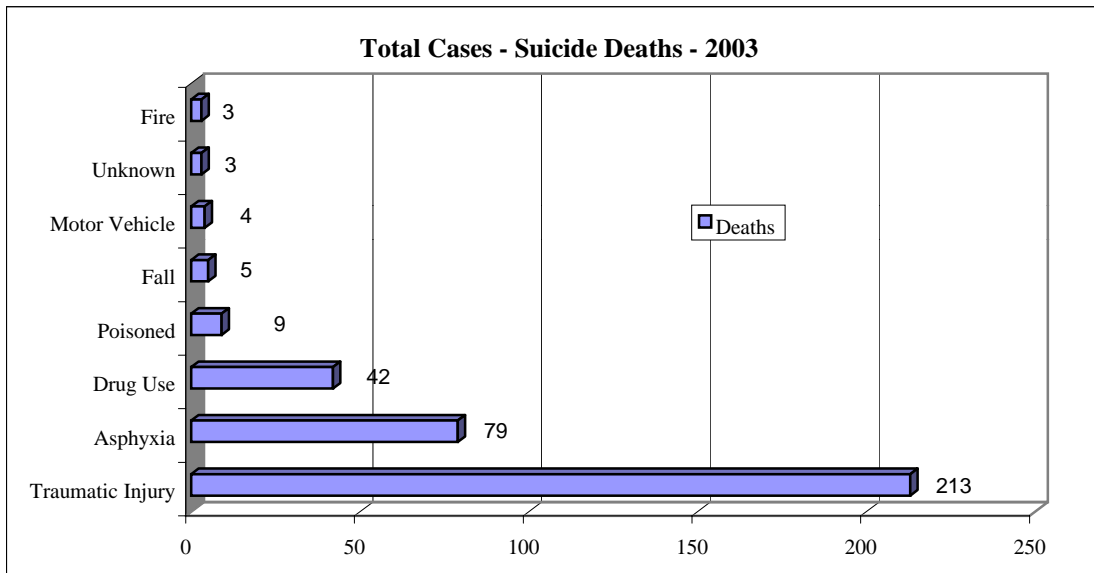
**Figure 20. Suicide Deaths - Race/Ethnicity**



**Figure 21. Suicide Deaths 1993 - 2003**



**Figure 22. Suicide Deaths 2003**





**Table 13. Suicide Deaths – Alphabetic Sort**  
**Total Cases- Manner of Death - Suicide Deaths - 2003**  
**Alphabetic Sort**

| <b>Manner of Death - Suicide</b>                          | <b>Total Cases</b> | <b>Autopsied</b> | <b>Dictated External</b> | <b>Investigation/Field Examination</b> |
|---|--------------------|------------------|--------------------------|--|
| <b>Asphyxia</b>   |                    |                  |                          |  |
| Hanged self   | 77                 | 50               | 19                       | 8                                      |
| Suffocated self   | 2                  | 2                | 0                        | 0                                      |
| <b>Drug Use</b>   |                    |                  |                          |  |
| Ingested or injected medication                           | 37                 | 34               | 3                        | 0                                      |
| Ingested, injected or inhaled non-prescription medication | 5                  | 5                | 0                        | 0                                      |
| <b>Fall</b>   |                    |                  |                          |  |
| Jumped from height  | 5                  | 4                | 0                        | 1                                      |
| <b>Fire</b>   |                    |                  |                          |  |
| Burned self   | 3                  | 2                | 0                        | 1                                      |
| <b>Motor Vehicle</b>                                      |                    |                  |                          |  |
| Driver of motor vehicle                                   | 1                  | 1                | 0                        | 0                                      |
| Suicide as pedestrian                                     | 3                  | 3                | 0                        | 0                                      |
| <b>Poisoned</b>   |                    |                  |                          |  |
| Inhaled toxic agent                                       | 9                  | 6                | 3                        | 0                                      |
| <b>Traumatic Injury</b>                                   |                    |                  |                          |  |
| Cut/Slashed self  | 4                  | 4                | 0                        | 0                                      |
| Shot self with firearm                                    | 208                | 170              | 18                       | 20                                     |
| Stabbed self  | 1                  | 1                | 0                        | 0                                      |
| <b>Unknown</b>  |                    |                  |                          |  |
| Suicide-Other   | 3                  | 1                | 1                        | 1                                      |
| <b>Total</b>  | <b>358</b>         | <b>283</b>       | <b>44</b>                | <b>31</b>                              |

**Table 14. Suicide Deaths – Numeric Sort**

**Total Cases - Manner of Death - Suicide Deaths - 2003**  
**By Highest Value**

| <b>Manner of Death - Suicide</b>                          | <b>Total Cases</b> | <b>Autopsied</b> | <b>Dictated External</b> | <b>Investigation/Field Examination</b> |
|---|--------------------|------------------|--------------------------|--|
| Shot self with firearm                                    | 208                | 170              | 18                       | 20                                     |
| Hanged self   | 77                 | 50               | 19                       | 8                                      |
| Ingested or injected medication                           | 37                 | 34               | 3                        | 0                                      |
| Inhaled toxic agent                                       | 9                  | 6                | 3                        | 0                                      |
| Ingested, injected or inhaled non-prescription medication | 5                  | 5                | 0                        | 0                                      |
| Jumped from height  | 5                  | 4                | 0                        | 1                                      |
| Cut/Slashed self  | 4                  | 4                | 0                        | 0                                      |
| Suicide as pedestrian                                     | 3                  | 3                | 0                        | 0                                      |
| Burned self   | 3                  | 2                | 0                        | 1                                      |
| Suicide-Other   | 3                  | 1                | 1                        | 1                                      |
| Suffocated self   | 2                  | 2                | 0                        | 0                                      |
| Stabbed self  | 1                  | 1                | 0                        | 0                                      |
| Driver of motor vehicle                                   | 1                  | 1                | 0                        | 0                                      |
| <b>Total</b>  | <b>358</b>         | <b>283</b>       | <b>44</b>                | <b>31</b>                              |

**Table 15. Suicide Deaths – County of Residence**

**Suicide Deaths - County of Residence - 2003**

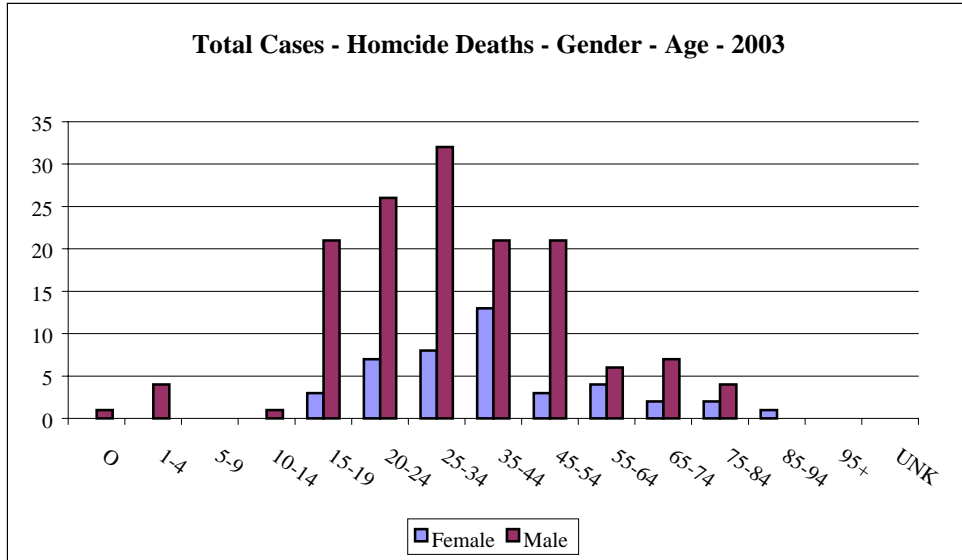
| County of Residence | Year of Death |            |            |            |            |            |            |            |            |            |
|---------------------|---------------|------------|------------|------------|------------|------------|------------|------------|------------|------------|
|                     | 1994          | 1995       | 1996       | 1997       | 1998       | 1999       | 2000       | 2001       | 2002       | 2003       |
| Bernalillo          | 97            | 99         | 113        | 89         | 88         | 100        | 99         | 116        | 104        | 104        |
| Catron              | 1             | 0          | 0          | 1          | 1          | 1          | 1          | 0          | 1          | 0          |
| Chaves              | 14            | 17         | 9          | 10         | 6          | 13         | 13         | 12         | 10         | 18         |
| Cibola              | 5             | 4          | 2          | 4          | 5          | 1          | 0          | 9          | 5          | 3          |
| Colfax              | 0             | 2          | 7          | 0          | 1          | 5          | 4          | 4          | 7          | 3          |
| Curry               | 8             | 6          | 7          | 5          | 12         | 8          | 5          | 8          | 2          | 6          |
| DeBaca              | 0             | 1          | 0          | 1          | 0          | 1          | 1          | 1          | 1          | 0          |
| Dona Ana            | 17            | 21         | 23         | 18         | 24         | 18         | 26         | 22         | 24         | 12         |
| Eddy                | 5             | 7          | 11         | 12         | 7          | 8          | 6          | 6          | 13         | 10         |
| Grant               | 6             | 6          | 7          | 9          | 5          | 10         | 5          | 4          | 6          | 9          |
| Guadalupe           | 4             | 2          | 0          | 1          | 1          | 0          | 0          | 2          | 1          | 0          |
| Harding             | 1             | 0          | 1          | 0          | 0          | 0          | 0          | 2          | 0          | 0          |
| Hidalgo             | 0             | 1          | 0          | 0          | 1          | 2          | 1          | 1          | 1          | 0          |
| Lea                 | 3             | 7          | 7          | 5          | 6          | 8          | 7          | 9          | 7          | 10         |
| Lincoln             | 3             | 6          | 4          | 5          | 8          | 9          | 7          | 5          | 8          | 3          |
| Los Alamos          | 1             | 2          | 5          | 2          | 1          | 3          | 0          | 5          | 0          | 4          |
| Luna                | 3             | 5          | 5          | 12         | 1          | 8          | 2          | 5          | 11         | 9          |
| McKinley            | 9             | 6          | 11         | 14         | 14         | 14         | 14         | 15         | 7          | 16         |
| Mora                | 3             | 0          | 0          | 2          | 2          | 0          | 2          | 4          | 1          | 3          |
| Otero               | 8             | 15         | 6          | 5          | 2          | 9          | 12         | 11         | 13         | 14         |
| Quay                | 4             | 3          | 2          | 0          | 1          | 2          | 2          | 4          | 0          | 3          |
| Rio Arriba          | 15            | 6          | 12         | 14         | 9          | 8          | 10         | 11         | 11         | 10         |
| Roosevelt           | 0             | 1          | 3          | 1          | 2          | 2          | 3          | 2          | 2          | 0          |
| San Juan            | 16            | 13         | 11         | 12         | 17         | 15         | 18         | 18         | 20         | 18         |
| San Miguel          | 8             | 5          | 5          | 6          | 5          | 4          | 8          | 11         | 8          | 11         |
| Sandoval            | 11            | 11         | 8          | 11         | 13         | 7          | 16         | 16         | 13         | 8          |
| Santa Fe            | 27            | 24         | 32         | 21         | 28         | 23         | 23         | 21         | 27         | 33         |
| Sierra              | 4             | 2          | 7          | 10         | 4          | 6          | 6          | 4          | 6          | 5          |
| Socorro             | 4             | 1          | 4          | 4          | 3          | 0          | 3          | 6          | 6          | 4          |
| Taos                | 2             | 4          | 4          | 5          | 5          | 2          | 3          | 3          | 7          | 4          |
| Torrence            | 0             | 1          | 4          | 5          | 3          | 3          | 4          | 5          | 5          | 4          |
| Union               | 0             | 0          | 0          | 1          | 0          | 0          | 0          | 1          | 0          | 0          |
| Valencia            | 12            | 8          | 10         | 8          | 9          | 13         | 7          | 12         | 11         | 9          |
| Unknown             | 0             | 0          | 2          | 0          | 0          | 0          | 1          | 0          | 0          | 0          |
| Non Resident        | 14            | 12         | 18         | 6          | 26         | 9          | 14         | 26         | 18         | 25         |
| <b>Total</b>        | <b>305</b>    | <b>298</b> | <b>340</b> | <b>299</b> | <b>310</b> | <b>312</b> | <b>323</b> | <b>381</b> | <b>356</b> | <b>358</b> |

**Suicide Deaths - Summary**

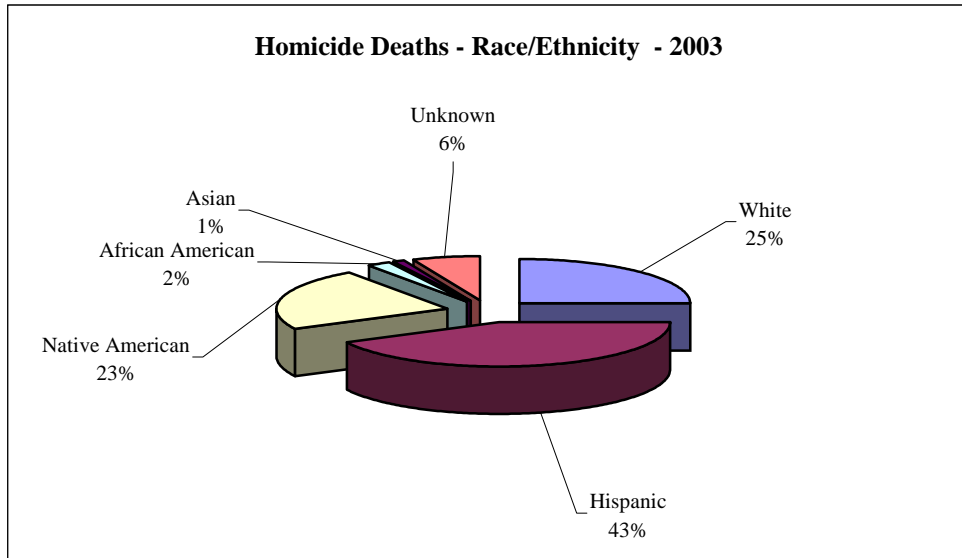
Deaths from suicide occurred most frequently in non-Hispanic whites (48%), males (79.9%), aged 25-34 years (73) and on Sundays (58). The most suicides occurred in August (43) and the fewest in October (20). The total number of suicides increased 0.6% from 2002 and firearms related suicides decreased 2.4%.

**Overview – Manner of Death – Homicide Deaths**

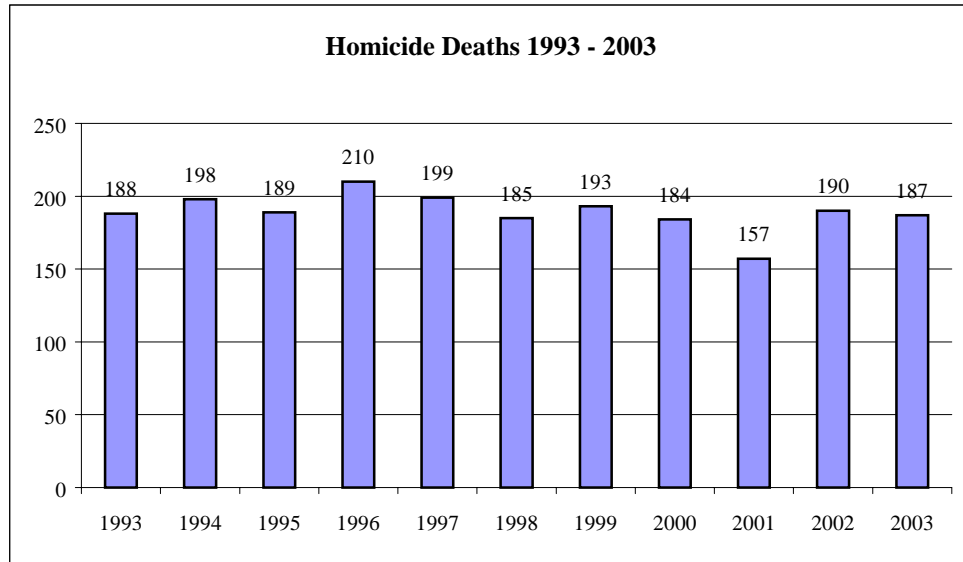
**Figure 23. Homicide Deaths –Gender - Age**



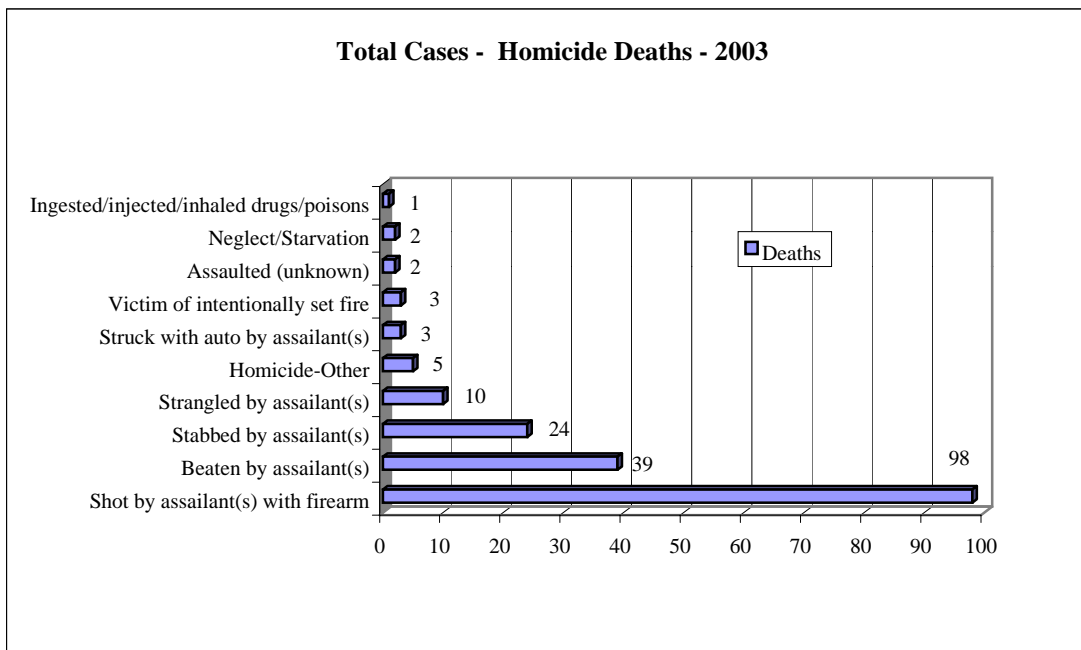
**Figure 24. Homicide Deaths - Race/Ethnicity**



**Figure 25. Homicide Deaths 1993 -2003**



**Figure 26. Homicide Deaths - Method**



**Table 16. Homicide Deaths – Alphabetic Sort**  
**Total Cases - Manner of Death - Homicide Deaths - 2003**

| <b>Alphabetic Sort</b>                  |                    |                  |                          |  |
|---|--------------------|------------------|--------------------------|--|
| <b>Manner of Death - Homicide</b>       | <b>Total Cases</b> | <b>Autopsied</b> | <b>Dictated External</b> | <b>Investigation/Field Examination</b> |
| <b>Asphyxia</b>                         |                    |                  |                          |  |
| Strangled by assailant(s)               | 10                 | 10               | 0                        | 0                                      |
| <b>Exposure</b>                         |                    |                  |                          |  |
| Neglect/Starvation                      | 2                  | 2                | 0                        | 0                                      |
| <b>Fire</b>                             |                    |                  |                          |  |
| Victim of intentionally set fire        | 3                  | 3                | 0                        | 0                                      |
| <b>Motor Vehicle</b>                    |                    |                  |                          |  |
| Struck with auto by assailant(s)        | 3                  | 3                | 0                        | 0                                      |
| <b>Poisoned</b>                         |                    |                  |                          |  |
| Ingested/injected/inhaled drugs/poisons | 1                  | 1                | 0                        | 0                                      |
| <b>Traumatic Injury</b>                 |                    |                  |                          |  |
| Assaulted (unknown)                     | 2                  | 2                | 0                        | 0                                      |
| Beaten by assailant(s)                  | 39                 | 39               | 0                        | 0                                      |
| Shot by assailant(s) with firearm       | 98                 | 97               | 1                        | 0                                      |
| Stabbed by assailant(s)                 | 24                 | 24               | 0                        | 0                                      |
| <b>Unknown</b>                          |                    |                  |                          |  |
| Homicide-Other                          | 5                  | 5                | 0                        | 0                                      |
| <b>Total</b>                            | <b>187</b>         | <b>186</b>       | <b>1</b>                 | <b>0</b>                               |

**Table 17. Homicide Deaths – Numeric Sort**

**Total Cases - Manner of Death - Homicide Deaths - 2003**  
**By Highest Value**

| <b>Manner of Death - Homicide</b>       | <b>Total Cases</b> | <b>Autopsied</b> | <b>Dictated External</b> | <b>Investigation/Field Examination</b> |
|---|--------------------|------------------|--------------------------|--|
| Shot by assailant(s) with firearm       | 98                 | 97               | 1                        | 0                                      |
| Beaten by assailant(s)                  | 39                 | 39               | 0                        | 0                                      |
| Stabbed by assailant(s)                 | 24                 | 24               | 0                        | 0                                      |
| Strangled by assailant(s)               | 10                 | 10               | 0                        | 0                                      |
| Homicide-Other                          | 5                  | 5                | 0                        | 0                                      |
| Struck with auto by assailant(s)        | 3                  | 3                | 0                        | 0                                      |
| Victim of intentionally set fire        | 3                  | 3                | 0                        | 0                                      |
| Assaulted (unknown)                     | 2                  | 2                | 0                        | 0                                      |
| Neglect/Starvation                      | 2                  | 2                | 0                        | 0                                      |
| Ingested/injected/inhaled drugs/poisons | 1                  | 1                | 0                        | 0                                      |
| <b>Total</b>                            | <b>187</b>         | <b>186</b>       | <b>1</b>                 | <b>0</b>                               |

**Table 18. Homicide Deaths – County of Residence**  
**Homicide Deaths - County of Residence - 2003**

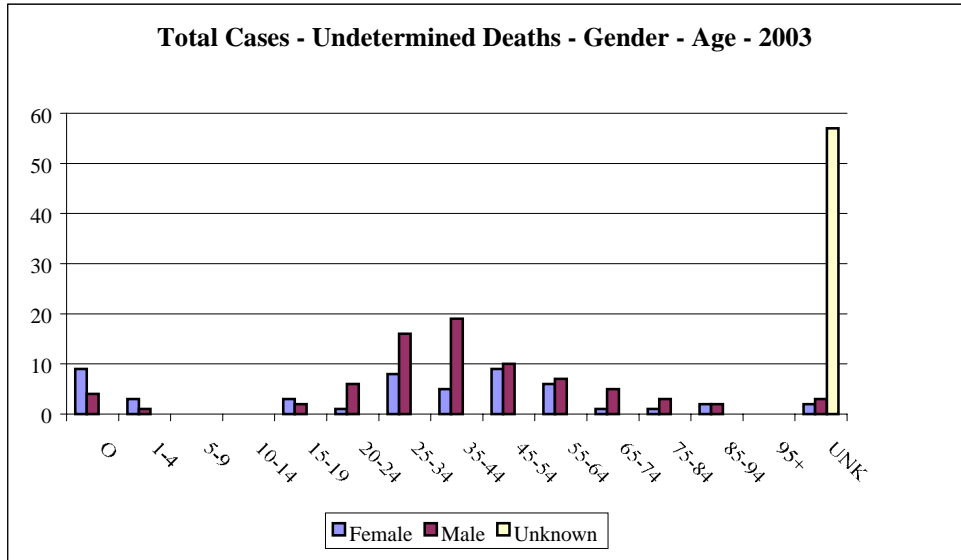
| County of Residence | Year of Death |            |            |            |            |            |            |            |            |            |            |
|---------------------|---------------|------------|------------|------------|------------|------------|------------|------------|------------|------------|------------|
|                     | 1993          | 1994       | 1995       | 1996       | 1997       | 1998       | 1999       | 2000       | 2001       | 2002       | 2003       |
| <b>Bernalillo</b>   | 58            | 64         | 81         | 80         | 61         | 61         | 67         | 56         | 40         | 64         | 63         |
| <b>Catron</b>       | 0             | 1          | 0          | 1          | 3          | 1          | 1          | 0          | 0          | 2          | 0          |
| <b>Chaves</b>       | 12            | 8          | 8          | 14         | 13         | 5          | 10         | 14         | 5          | 9          | 6          |
| <b>Cibola</b>       | 1             | 5          | 3          | 2          | 2          | 1          | 1          | 1          | 5          | 2          | 4          |
| <b>Colfax</b>       | 1             | 0          | 0          | 0          | 0          | 1          | 1          | 0          | 0          | 2          | 1          |
| <b>Curry</b>        | 0             | 2          | 3          | 1          | 3          | 3          | 5          | 1          | 5          | 6          | 6          |
| <b>DeBaca</b>       | 0             | 0          | 0          | 0          | 0          | 0          | 0          | 0          | 0          | 0          | 0          |
| <b>Dona Ana</b>     | 4             | 13         | 9          | 6          | 9          | 13         | 12         | 10         | 10         | 7          | 6          |
| <b>Eddy</b>         | 3             | 5          | 0          | 5          | 3          | 2          | 4          | 8          | 2          | 6          | 4          |
| <b>Grant</b>        | 1             | 1          | 3          | 3          | 3          | 4          | 3          | 2          | 2          | 1          | 3          |
| <b>Guadalupe</b>    | 1             | 2          | 0          | 0          | 2          | 3          | 1          | 0          | 0          | 0          | 1          |
| <b>Harding</b>      | 0             | 0          | 0          | 0          | 0          | 0          | 0          | 0          | 0          | 0          | 0          |
| <b>Hidalgo</b>      | 0             | 0          | 0          | 0          | 0          | 0          | 0          | 0          | 0          | 0          | 0          |
| <b>Lea</b>          | 7             | 2          | 5          | 4          | 8          | 5          | 7          | 6          | 4          | 5          | 6          |
| <b>Lincoln</b>      | 2             | 2          | 0          | 1          | 3          | 2          | 2          | 1          | 1          | 1          | 0          |
| <b>Los Alamos</b>   | 0             | 2          | 0          | 0          | 1          | 0          | 0          | 1          | 1          | 0          | 0          |
| <b>Luna</b>         | 0             | 1          | 2          | 3          | 5          | 0          | 1          | 2          | 0          | 7          | 3          |
| <b>McKinley</b>     | 8             | 5          | 9          | 8          | 9          | 13         | 5          | 3          | 13         | 1          | 7          |
| <b>Mora</b>         | 0             | 1          | 0          | 2          | 1          | 0          | 0          | 0          | 0          | 4          | 1          |
| <b>Otero</b>        | 4             | 1          | 2          | 0          | 3          | 2          | 2          | 2          | 1          | 8          | 4          |
| <b>Quay</b>         | 1             | 2          | 1          | 0          | 0          | 1          | 3          | 1          | 0          | 0          | 0          |
| <b>Rio Arriba</b>   | 14            | 8          | 7          | 4          | 4          | 12         | 4          | 3          | 5          | 3          | 8          |
| <b>Roosevelt</b>    | 3             | 1          | 1          | 1          | 0          | 1          | 1          | 0          | 0          | 0          | 0          |
| <b>San Juan</b>     | 12            | 17         | 7          | 16         | 9          | 11         | 7          | 7          | 6          | 6          | 8          |
| <b>San Miguel</b>   | 3             | 6          | 2          | 2          | 6          | 3          | 3          | 10         | 3          | 4          | 9          |
| <b>Sandoval</b>     | 6             | 10         | 2          | 7          | 4          | 4          | 4          | 10         | 4          | 6          | 5          |
| <b>Santa Fe</b>     | 7             | 4          | 11         | 11         | 10         | 7          | 12         | 14         | 6          | 4          | 6          |
| <b>Sierra</b>       | 0             | 1          | 1          | 0          | 1          | 1          | 1          | 1          | 8          | 2          | 1          |
| <b>Socorro</b>      | 1             | 1          | 1          | 3          | 2          | 1          | 0          | 1          | 1          | 1          | 3          |
| <b>Taos</b>         | 5             | 1          | 2          | 1          | 1          | 2          | 5          | 4          | 0          | 4          | 7          |
| <b>Torrence</b>     | 0             | 2          | 1          | 0          | 0          | 3          | 1          | 1          | 2          | 1          | 3          |
| <b>Union</b>        | 0             | 1          | 0          | 0          | 0          | 0          | 0          | 0          | 0          | 0          | 0          |
| <b>Valencia</b>     | 7             | 5          | 6          | 7          | 5          | 6          | 6          | 9          | 8          | 2          | 4          |
| <b>Unknown</b>      | 13            | 17         | 12         | 12         | 9          | 3          | 3          | 1          | 0          | 0          | 0          |
| <b>Non-Resident</b> | 0             | 0          | 1          | 4          | 1          | 9          | 13         | 14         | 25         | 30         | 18         |
| <b>Total</b>        | <b>174</b>    | <b>191</b> | <b>180</b> | <b>198</b> | <b>181</b> | <b>180</b> | <b>185</b> | <b>183</b> | <b>157</b> | <b>188</b> | <b>187</b> |

**Homicide Deaths - Summary**

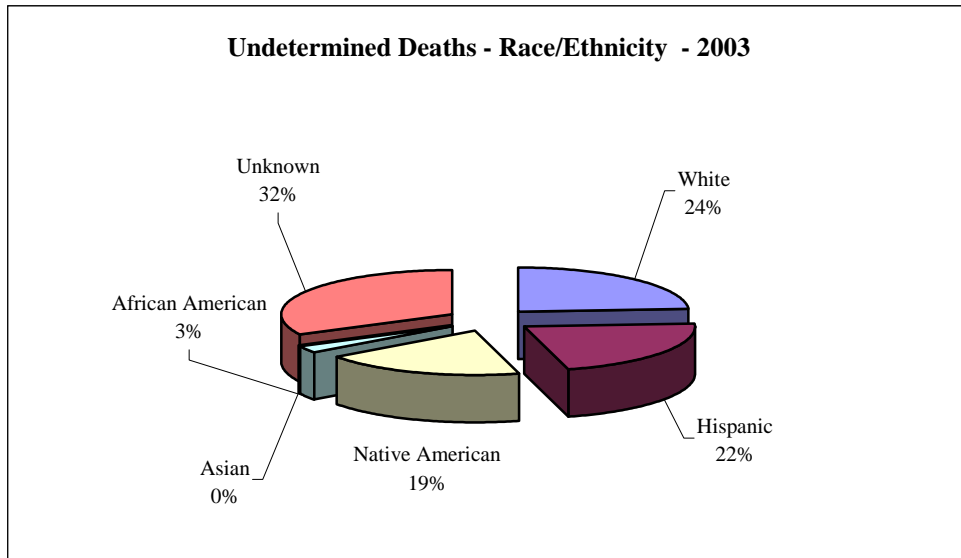
The number of homicides in New Mexico decreased 1.6 % from 2002 to 2003. Homicide victims were most frequently male (77.0%,) Hispanic (43%,) and aged 25-34 years (40). Homicides occurred most frequently on Saturdays (42), with the most occurring in November (22) and the fewest in May (10).

**Overview – Manner of Death – Undetermined Deaths**

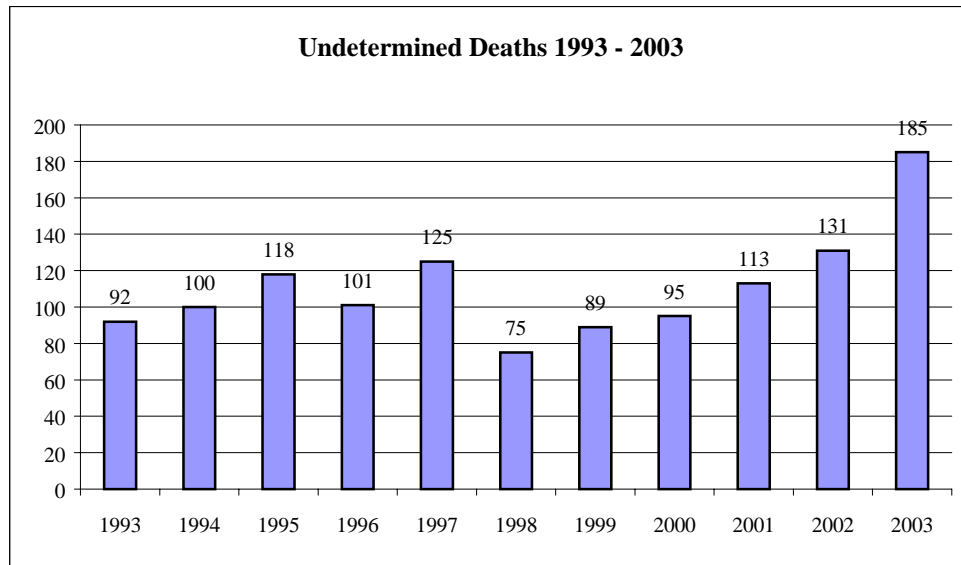
**Figure 27. Undetermined Deaths – Gender - Age**



**Figure 28. Undetermined Deaths - Race/Ethnicity**



**Figure 29. Undetermined Deaths 1993 - 2003**



**Table 19. Undetermined Deaths – Numeric Sort**

**Total Cases - Undetermined Deaths - 2003**

**By Highest Value**

| <b>Manner of Death - Undetermined</b>            | <b>Total Cases</b> | <b>Autopsied</b> | <b>Dictated External</b> | <b>Investigation/Field Examination</b> |
|--|--------------------|------------------|--------------------------|--|
| Undetermined after autopsy and/or toxicology     | 50                 | 48               | 2                        | 0                                      |
| Non-human remains                                | 27                 | 2                | 1                        | 24                                     |
| Skeletal, mummified or decomposed remains        | 25                 | 25               | 0                        | 0                                      |
| Consult Request Withdrawn                        | 21                 | 2                | 0                        | 19                                     |
| Skeletal remains (ancient)                       | 18                 | 4                | 0                        | 14                                     |
| Ingested/injected medication                     | 9                  | 8                | 1                        | 0                                      |
| Blunt trauma/multiple injuries/subdural hematoma | 8                  | 5                | 0                        | 3                                      |
| Uncoded  | 7                  | 3                | 0                        | 4                                      |
| Gunshot wound                                    | 5                  | 5                | 0                        | 0                                      |
| Undetermined-Other                               | 4                  | 2                | 0                        | 2                                      |
| Certification for record purposes only           | 4                  | 0                | 0                        | 4                                      |
| Fall from height/same height                     | 2                  | 1                | 0                        | 1                                      |
| Asphyxia/airway obstruction/suffocation          | 1                  | 1                | 0                        | 0                                      |
| "Natural" ASCVD/COPD/Seizure disorder            | 1                  | 1                | 0                        | 0                                      |
| Explosion/Victim of fire                         | 1                  | 1                | 0                        | 0                                      |
| Hanged/strangled                                 | 1                  | 1                | 0                        | 0                                      |
| Driver/passenger motor vehicle                   | 1                  | 0                | 0                        | 1                                      |
| <b>Total</b>                                     | <b>185</b>         | <b>109</b>       | <b>4</b>                 | <b>72</b>                              |



**Table 20. Undetermined Deaths – Alphabetic Sort**  
**Total Cases - Undetermined Deaths - 2003**

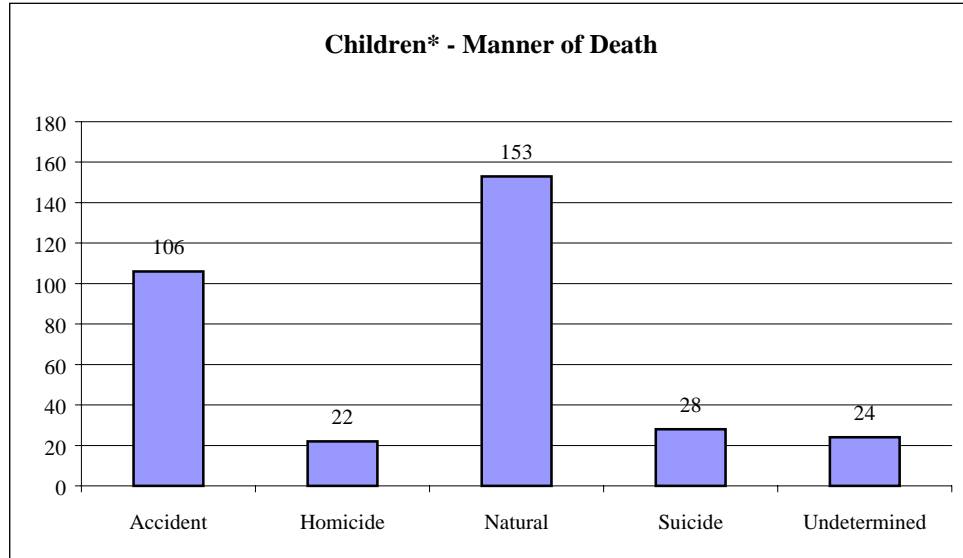
| <b>Alphabetic Sort</b>   |                    |                  |                          |  |
|--|--------------------|------------------|--------------------------|--|
|  | <b>Total Cases</b> | <b>Autopsied</b> | <b>Dictated External</b> | <b>Investigation/Field Examination</b> |
| <b>Undetermined Cause and Manner of Death</b>                        |                    |                  |                          |  |
| Undetermined after autopsy and/or toxicology                         | 50                 | 48               | 2                        | 0                                      |
| Skeletal, mummified or decomposed remains                            | 25                 | 25               | 0                        | 0                                      |
| Undetermined-Other   | 4                  | 2                | 0                        | 2                                      |
| <b>Manner of Death - Undetermined, but Cause of Death Determined</b> |                    |                  |                          |  |
| <b>Asphyxia</b>  |                    |                  |                          |  |
| Asphyxia/airway obstruction/suffocation                              | 1                  | 1                | 0                        | 0                                      |
| Hanged/strangled   | 1                  | 1                | 0                        | 0                                      |
| <b>Drug Use</b>  |                    |                  |                          |  |
| Ingested/injected medication   | 9                  | 8                | 1                        | 0                                      |
| <b>Fall</b>  |                    |                  |                          |  |
| Fall from height/same height   | 2                  | 1                | 0                        | 1                                      |
| <b>Fire</b>  |                    |                  |                          |  |
| Explosion/Victim of fire   | 1                  | 1                | 0                        | 0                                      |
| <b>Motor Vehicle</b>   |                    |                  |                          |  |
| Driver/passenger motor vehicle                                       | 1                  | 0                | 0                        | 1                                      |
| <b>Natural</b>   |                    |                  |                          |  |
| "Natural" ASCVD/COPD/Seizure disorder                                | 1                  | 1                | 0                        | 0                                      |
| <b>Traumatic Injury</b>  |                    |                  |                          |  |
| Blunt trauma/multiple injuries/subdural hematoma                     | 8                  | 5                | 0                        | 3                                      |
| Gunshot wound  | 5                  | 5                | 0                        | 0                                      |
| <b>Uncertifiable Cases</b>   |                    |                  |                          |  |
| Certification for record purposes only                               | 4                  | 0                | 0                        | 4                                      |
| Consult Request Withdrawn  | 21                 | 2                | 0                        | 19                                     |
| Non-human remains  | 27                 | 2                | 1                        | 24                                     |
| Skeletal remains (ancient)   | 18                 | 4                | 0                        | 14                                     |
| Uncoded  | 7                  | 3                | 0                        | 4                                      |
| <b>Total</b>   | <b>185</b>         | <b>109</b>       | <b>4</b>                 | <b>72</b>                              |

### Undetermined Manner of Death - Summary

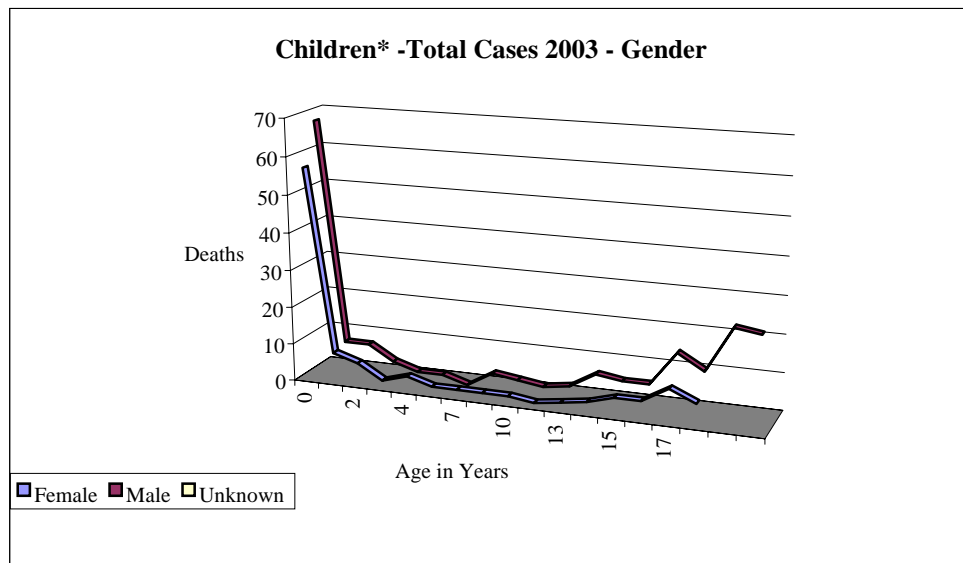
Three types of deaths are included in the “Undetermined Manner of Death” category. In a very small percentage of cases (79/5183, 1.5%) neither the manner nor cause of death could be determined, even after extensive investigation, autopsy and toxicological testing. In the second category, the cause of death was determined (i.e., drug overdose), but there was insufficient evidence to determine the manner of death, such as if the overdose was accidental, a suicide, or a homicide. The third category includes all un-certifiable cases, where a request for an autopsy was withdrawn, ancient skeletal remains were discovered, or OMI investigators were called about remains that were subsequently identified as animal in origin.

## Deaths of Children (18 Years of Age and Younger)

**Figure 30. Children\* - Manner of Death**

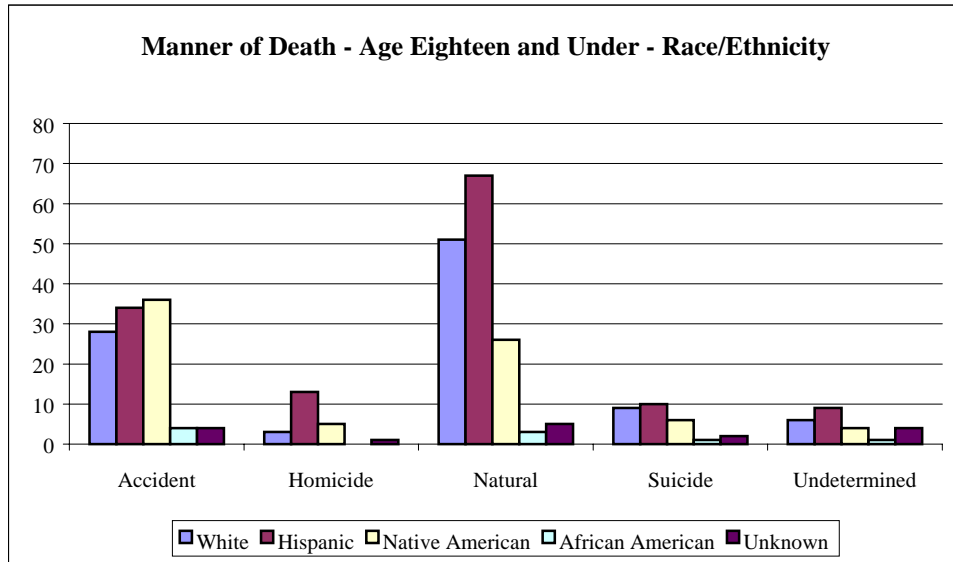


**Figure 31. Children\* - Total Cases – Gender - Age**

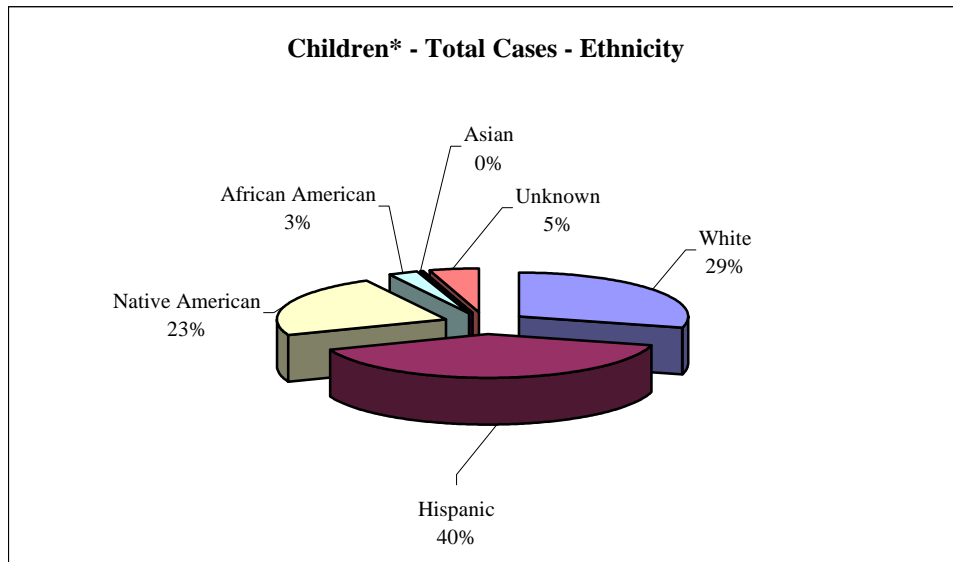


\* 18years of age and younger

**Figure 32 Children\* - Manner of Death - Race/Ethnicity**



**Figure 33. Children\* - Manner of Death – Race/Ethnicity**



\* 18years of age and younger

**Table 21 – Children\* - Cause of Death – Alphabetic Sort**

**Children\* - Cause of Death - 2003**

**Alphabetic Sort**

|   | <u>Total Cases</u> | <u>Autopsied</u> | <u>Dictated External</u> | <u>Investigation/Field Examination</u> |
|---|--------------------|------------------|--------------------------|--|
| <b>Natural Deaths</b>                     |                    |                  |                          |  |
| Aneurysm                                  | 1                  | 0                | 1                        | 0                                      |
| Blood disorders                           | 1                  | 0                | 1                        | 0                                      |
| Carcinoma                                 | 5                  | 0                | 5                        | 0                                      |
| Cerebrovascular                           | 6                  | 3                | 3                        | 0                                      |
| Congenital Defect                         | 24                 | 8                | 15                       | 1                                      |
| Dehydration                               | 3                  | 3                | 0                        | 0                                      |
| Diabetes                                  | 1                  | 0                | 1                        | 0                                      |
| Emboli                                    | 1                  | 1                | 0                        | 0                                      |
| Epilepsy                                  | 2                  | 1                | 0                        | 1                                      |
| Gastrointestinal Hemorrhage               | 2                  | 2                | 0                        | 0                                      |
| Heart Disease                             | 2                  | 0                | 2                        | 0                                      |
| Hepatic failure                           | 1                  | 1                | 0                        | 0                                      |
| Hypertension                              | 1                  | 1                | 0                        | 0                                      |
| Intrauterine Fetal Death                  | 27                 | 11               | 16                       | 0                                      |
| Leukemia                                  | 1                  | 0                | 1                        | 0                                      |
| Maternal and Fetal Complications of Birth | 2                  | 2                | 0                        | 0                                      |
| Medical Treatment                         | 1                  | 1                | 0                        | 0                                      |
| Meningitis                                | 1                  | 0                | 1                        | 0                                      |
| Natural- Other                            | 16                 | 11               | 4                        | 1                                      |
| Pancreas                                  | 1                  | 1                | 0                        | 0                                      |
| Pathologic Injuries                       | 1                  | 0                | 1                        | 0                                      |
| Pneumonia                                 | 8                  | 8                | 0                        | 0                                      |
| Prematurity                               | 18                 | 3                | 15                       | 0                                      |
| Renal Failure                             | 1                  | 1                | 0                        | 0                                      |
| Respiratory Distress Syndrome             | 9                  | 2                | 7                        | 0                                      |
| Sepsis                                    | 6                  | 3                | 3                        | 0                                      |
| Sudden Infant Death Syndrome              | 14                 | 14               | 0                        | 0                                      |
| <b>Subtotal</b>                           | <b>156</b>         | <b>77</b>        | <b>76</b>                | <b>3</b>                               |

Continued on next page

\* 18years of age and younger

**Table 21 – Children\* - Cause of Death – Alphabetic Sort-Cont.**

**Children\* - Cause of Death - 2003 Cont.**

**Alphabetic Sort**

|   | <b>Total Cases</b> | <b>Autopsied</b> | <b>Dictated External</b> | <b>Investigation/Field Examination</b> |
|---|--------------------|------------------|--------------------------|--|
| <b>Unnatural Deaths</b>                         |                    |                  |                          |  |
| Asphyxia  | 11                 | 7                | 1                        | 3                                      |
| Carbon Monoxide Intoxication                    | 5                  | 2                | 0                        | 3                                      |
| Child abuse                                     | 1                  | 1                | 0                        | 0                                      |
| Drowning  | 7                  | 7                | 0                        | 0                                      |
| Ethanol (alcohol) Intoxication                  | 1                  | 1                | 0                        | 0                                      |
| Gunshot Wound                                   | 24                 | 23               | 1                        | 0                                      |
| Hanging   | 15                 | 12               | 2                        | 1                                      |
| Head and Neck Injuries                          | 37                 | 17               | 6                        | 14                                     |
| Multiple Injuries                               | 48                 | 19               | 10                       | 19                                     |
| Stab Wound                                      | 2                  | 2                | 0                        | 0                                      |
| Substance Intoxication                          | 1                  | 1                | 0                        | 0                                      |
| Thermal Injuries (burns)                        | 3                  | 3                | 0                        | 0                                      |
| Unnatural-Other                                 | 1                  | 1                | 0                        | 0                                      |
| <b>Subtotal</b>                                 | <b>156</b>         | <b>96</b>        | <b>20</b>                | <b>40</b>                              |
| Undetermined After Autopsy and/or Investigation | 13                 | 13               | 0                        | 0                                      |
| Consult Request Withdrawn                       | 3                  | 1                | 2                        | 0                                      |
| <b>Subtotal</b>                                 | <b>16</b>          | <b>14</b>        | <b>2</b>                 | <b>0</b>                               |
| <b>Uncertifiable Cases</b>                      |                    |                  |                          |  |
| Insufficient Remains for Determination of Death | 1                  | 0                | 1                        | 0                                      |
| Non-Human Remains                               | 2                  | 1                | 1                        | 0                                      |
| Skeletal Remains- Ancient                       | 1                  | 1                | 0                        | 0                                      |
| Uncoded   | 1                  | 1                | 0                        | 0                                      |
| <b>Subtotal</b>                                 | <b>5</b>           | <b>3</b>         | <b>2</b>                 | <b>0</b>                               |
| <b>Total</b>                                    | <b>333</b>         | <b>190</b>       | <b>100</b>               | <b>43</b>                              |

\* 18years of age and younger

**Table 22. Children\* - Cause of Death – Numeric Sort**

**Children\* - Cause of Death - 2003**

**By Highest Value**

|   | <u>Total Cases</u> | <u>Autopsied</u> | <u>Dictated External</u> | <u>Investigation/Field Examination</u> |
|---|--------------------|------------------|--------------------------|--|
| <b>Natural Deaths</b>                     |                    |                  |                          |  |
| Intrauterine Fetal Death                  | 27                 | 11               | 16                       | 0                                      |
| Congenital Defect                         | 24                 | 8                | 15                       | 1                                      |
| Prematurity                               | 18                 | 3                | 15                       | 0                                      |
| Natural- Other                            | 16                 | 11               | 4                        | 1                                      |
| Sudden Infant Death Syndrome              | 14                 | 14               | 0                        | 0                                      |
| Respiratory Distress Syndrome             | 9                  | 2                | 7                        | 0                                      |
| Pneumonia                                 | 8                  | 8                | 0                        | 0                                      |
| Cerebrovascular                           | 6                  | 3                | 3                        | 0                                      |
| Sepsis                                    | 6                  | 3                | 3                        | 0                                      |
| Carcinoma                                 | 5                  | 0                | 5                        | 0                                      |
| Dehydration                               | 3                  | 3                | 0                        | 0                                      |
| Epilepsy                                  | 2                  | 1                | 0                        | 1                                      |
| Gastrointestinal Hemorrhage               | 2                  | 2                | 0                        | 0                                      |
| Heart Disease                             | 2                  | 0                | 2                        | 0                                      |
| Maternal and Fetal Complications of Birth | 2                  | 2                | 0                        | 0                                      |
| Aneurysm                                  | 1                  | 0                | 1                        | 0                                      |
| Blood disorders                           | 1                  | 0                | 1                        | 0                                      |
| Diabetes                                  | 1                  | 0                | 1                        | 0                                      |
| Emboli                                    | 1                  | 1                | 0                        | 0                                      |
| Hepatic failure                           | 1                  | 1                | 0                        | 0                                      |
| Hypertension                              | 1                  | 1                | 0                        | 0                                      |
| Leukemia                                  | 1                  | 0                | 1                        | 0                                      |
| Medical Treatment                         | 1                  | 1                | 0                        | 0                                      |
| Meningitis                                | 1                  | 0                | 1                        | 0                                      |
| Pancreas                                  | 1                  | 1                | 0                        | 0                                      |
| Pathologic Injuries                       | 1                  | 0                | 1                        | 0                                      |
| Renal Failure                             | 1                  | 1                | 0                        | 0                                      |
| <b>Subtotal</b>                           | <b>156</b>         | <b>77</b>        | <b>76</b>                | <b>3</b>                               |

Continued on next page

\* 18years of age and younger

**Table 22. Children\* - Cause of Death – Numeric Sort – Cont.**

**Children\* - Cause of Death - 2003 - Cont.**

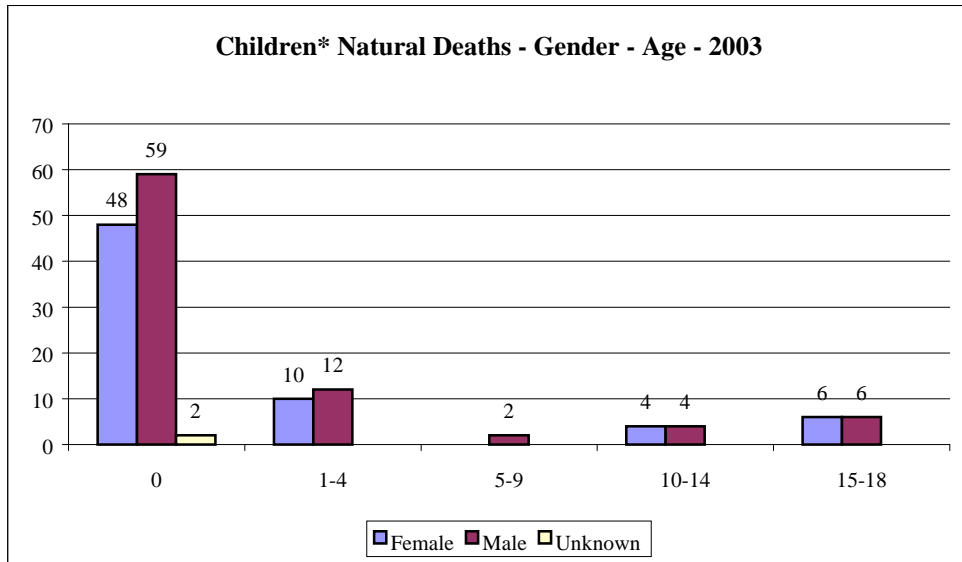
**By Highest Value**

|   | <u>Total Cases</u> | <u>Autopsied</u> | <u>Dictated External</u> | <u>Investigation/Field Examination</u> |
|---|--------------------|------------------|--------------------------|--|
| <b>Unnatural Deaths</b>                         |                    |                  |                          |  |
| Multiple Injuries                               | 48                 | 19               | 10                       | 19                                     |
| Head and Neck Injuries                          | 37                 | 17               | 6                        | 14                                     |
| Gunshot Wound                                   | 24                 | 23               | 1                        | 0                                      |
| Hanging   | 15                 | 12               | 2                        | 1                                      |
| Asphyxia  | 11                 | 7                | 1                        | 3                                      |
| Drowning  | 7                  | 7                | 0                        | 0                                      |
| Carbon Monoxide Intoxication                    | 5                  | 2                | 0                        | 3                                      |
| Thermal Injuries (burns)                        | 3                  | 3                | 0                        | 0                                      |
| Stab Wound                                      | 2                  | 2                | 0                        | 0                                      |
| Child abuse                                     | 1                  | 1                | 0                        | 0                                      |
| Ethanol (alcohol) Intoxication                  | 1                  | 1                | 0                        | 0                                      |
| Substance Intoxication                          | 1                  | 1                | 0                        | 0                                      |
| Unnatural-Other                                 | 1                  | 1                | 0                        | 0                                      |
| <b><i>Subtotal</i></b>                          | <b><i>156</i></b>  | <b><i>96</i></b> | <b><i>20</i></b>         | <b><i>40</i></b>                       |
| <b>Undetermined</b>                             |                    |                  |                          |  |
| Undetermined After Autopsy and/or Investigation | 13                 | 13               | 0                        | 0                                      |
| Consult Request Withdrawn                       | 3                  | 1                | 2                        | 0                                      |
| <b><i>Subtotal</i></b>                          | <b><i>16</i></b>   | <b><i>14</i></b> | <b><i>2</i></b>          | <b><i>0</i></b>                        |
| <b>Uncertifiable Cases</b>                      |                    |                  |                          |  |
| Non-Human Remains                               | 2                  | 1                | 1                        | 0                                      |
| Insufficient Remains for Determination of Death | 1                  | 0                | 1                        | 0                                      |
| Skeletal Remains- Ancient                       | 1                  | 1                | 0                        | 0                                      |
| Uncoded   | 1                  | 1                | 0                        | 0                                      |
| <b><i>Subtotal</i></b>                          | <b><i>5</i></b>    | <b><i>3</i></b>  | <b><i>2</i></b>          | <b><i>0</i></b>                        |
| <b>Total</b>                                    | <b>333</b>         | <b>190</b>       | <b>100</b>               | <b>43</b>                              |

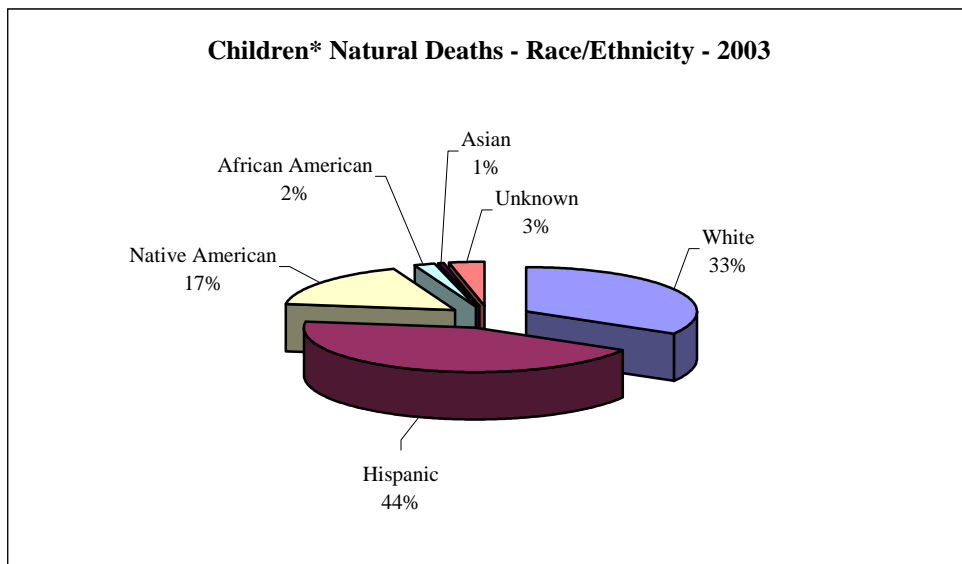
\* 18years of age and younger

**Overview Children\* - Manner of Death - Natural Deaths**

**Figure 34. Natural Deaths – Gender - Age**



**Figure 35. Natural Deaths - Race/Ethnicity**

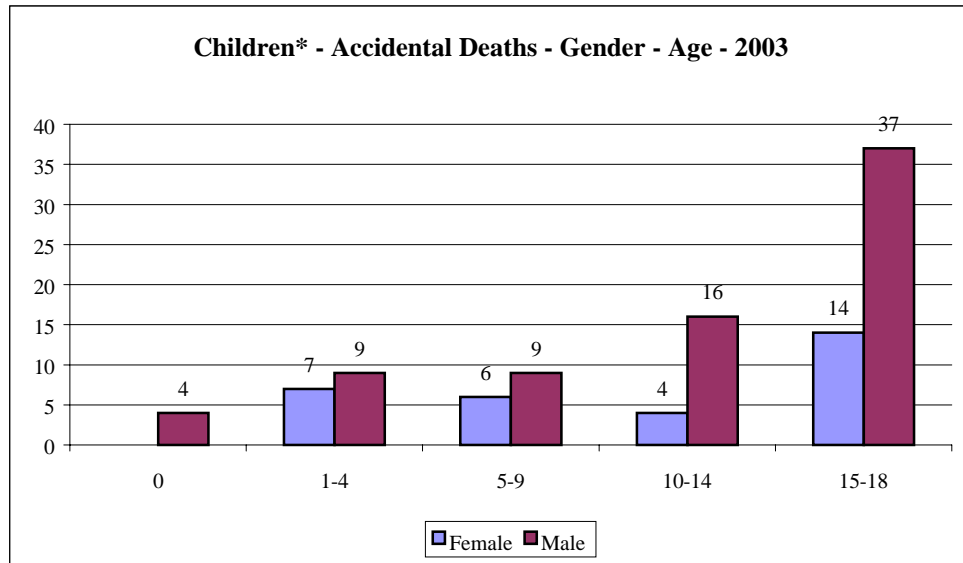


\* 18years of age and younger

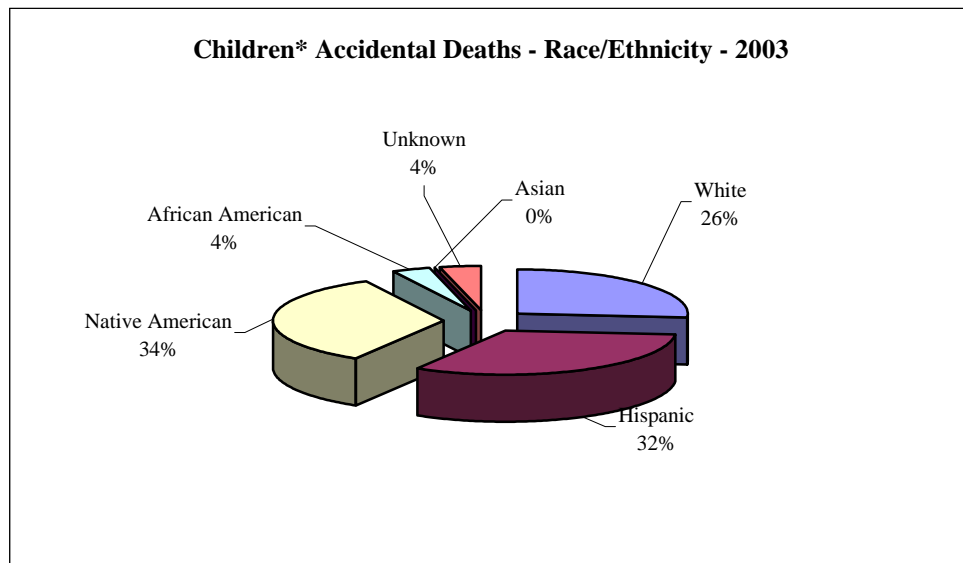


## Overview Children\* - Manner of Death - Accidental Deaths

**Figure 36. Children\* Accidental Deaths – Gender - Age**

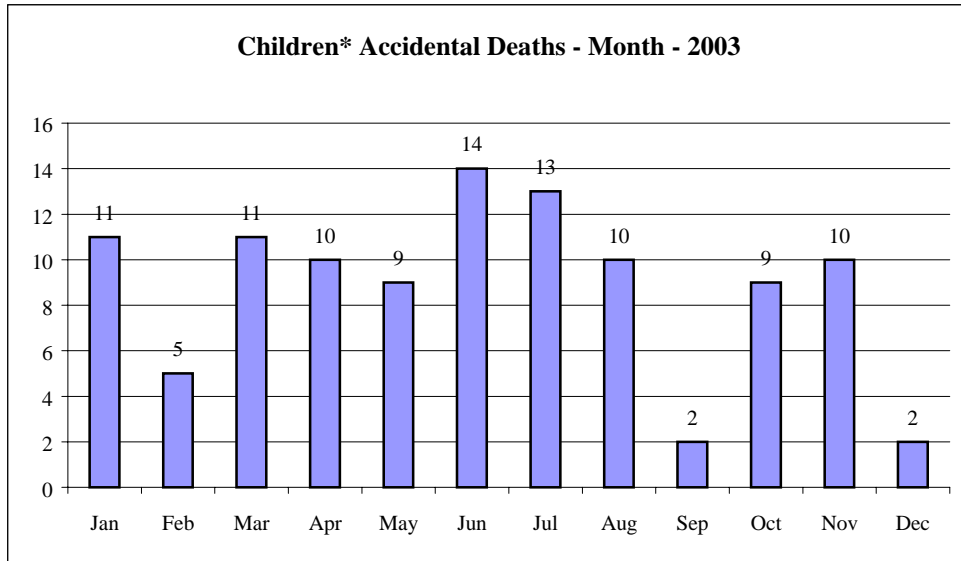


**Figure 37. Children\* Accidental Deaths - Race/Ethnicity**

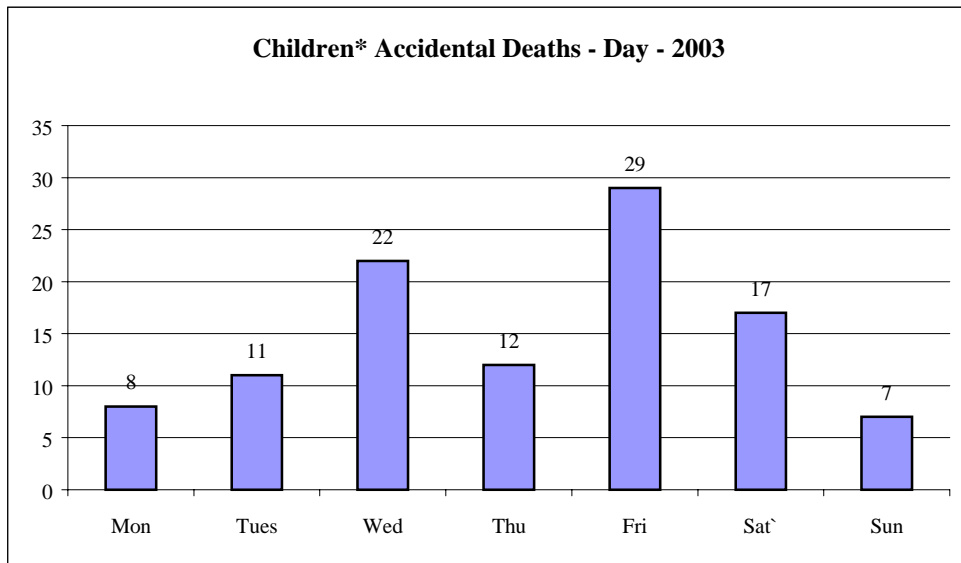


\* 18years of age and younger

**Figure 38. Children\* Accidental Deaths - Month**



**Figure 39. Children\* Accidental Deaths - Day**



\* 18years of age and younger

**Table 23. Children\* Accidental Deaths – Alphabetic Sort**

| <b>Children* - Accidental Deaths - 2003</b>                        |                    |                  |                          |  |
|--|--------------------|------------------|--------------------------|--|
| <b>Alphabetic Sort</b>   |                    |                  |                          |  |
| <b>Manner of Death - Accident</b>                                  | <b>Total Cases</b> | <b>Autopsied</b> | <b>Dictated External</b> | <b>Investigation/Field Examination</b> |
| <b><i>Asphyxia</i></b>   |                    |                  |                          |  |
| Accidental ligature strangulation                                  | 1                  | 1                | 0                        | 0                                      |
| Choked on foreign object   | 2                  | 0                | 1                        | 1                                      |
| Crushed/suffocated   | 2                  | 1                | 1                        | 0                                      |
| Drowned (non-recreational water accidents)                         | 4                  | 4                | 0                        | 0                                      |
| Drowned while swimming (recreational and rescue attempts)          | 1                  | 1                | 0                        | 0                                      |
| <b><i>Drug Use</i></b>   |                    |                  |                          |  |
| Ingested alcohol (ethanol)   | 1                  | 1                | 0                        | 0                                      |
| Ingested and/or injected prescription medications                  | 1                  | 1                | 0                        | 0                                      |
| <b><i>Electrical</i></b>   |                    |                  |                          |  |
| Struck by lightning  | 1                  | 1                | 0                        | 0                                      |
| <b><i>Exposure</i></b>   |                    |                  |                          |  |
| Exposed to cold, heat  | 2                  | 2                | 0                        | 0                                      |
| <b><i>Fall</i></b>   |                    |                  |                          |  |
| Fall from height   | 2                  | 0                | 2                        | 0                                      |
| <b><i>Fire</i></b>   |                    |                  |                          |  |
| Scalded by hot water, hot oil, other agent                         | 1                  | 1                | 0                        | 0                                      |
| Victim of fire   | 2                  | 1                | 1                        | 0                                      |
| <b><i>Motor Vehicle</i></b>  |                    |                  |                          |  |
| Cyclist struck by motor vehicle type                               | 1                  | 0                | 1                        | 0                                      |
| Driver of auto in collision with fixed object                      | 1                  | 0                | 1                        | 0                                      |
| Driver of auto in collision with other motor vehicle               | 6                  | 2                | 3                        | 1                                      |
| Driver of auto that left roadway                                   | 11                 | 3                | 4                        | 4                                      |
| Driver of motorcycle in collision with other motor vehicle type    | 2                  | 0                | 2                        | 0                                      |
| Driver of pickup that left roadway                                 | 3                  | 1                | 1                        | 1                                      |
| Passenger in auto in collision with fixed object                   | 6                  | 1                | 4                        | 1                                      |
| Passenger in auto in collision with other motor vehicle type       | 10                 | 6                | 3                        | 1                                      |
| Passenger in auto that left roadway                                | 16                 | 10               | 6                        | 0                                      |
| Passenger in pickup in collision with motor vehicle type           | 6                  | 5                | 1                        | 0                                      |
| Passenger in pickup that left roadway                              | 3                  | 1                | 0                        | 2                                      |
| Passenger on motorcycle in collision with other motor vehicle type | 1                  | 0                | 1                        | 0                                      |
| Passenger who fell from moving motor vehicle                       | 1                  | 0                | 0                        | 1                                      |
| Pedestrian struck by motor vehicle                                 | 10                 | 4                | 4                        | 2                                      |
| <b><i>Poisoned</i></b>   |                    |                  |                          |  |
| Inhaled toxic agent accidentally                                   | 2                  | 0                | 2                        | 0                                      |
| <b><i>Unknown</i></b>  |                    |                  |                          |  |
| Accident-Unknown   | 7                  | 4                | 1                        | 2                                      |
| <b>Total</b>   | <b>106</b>         | <b>51</b>        | <b>39</b>                | <b>16</b>                              |

\* 18years of age and younger

**Table 24. Children\* Accidental Deaths – Numeric Sort**

**Children\* - Accidental Deaths -2003**

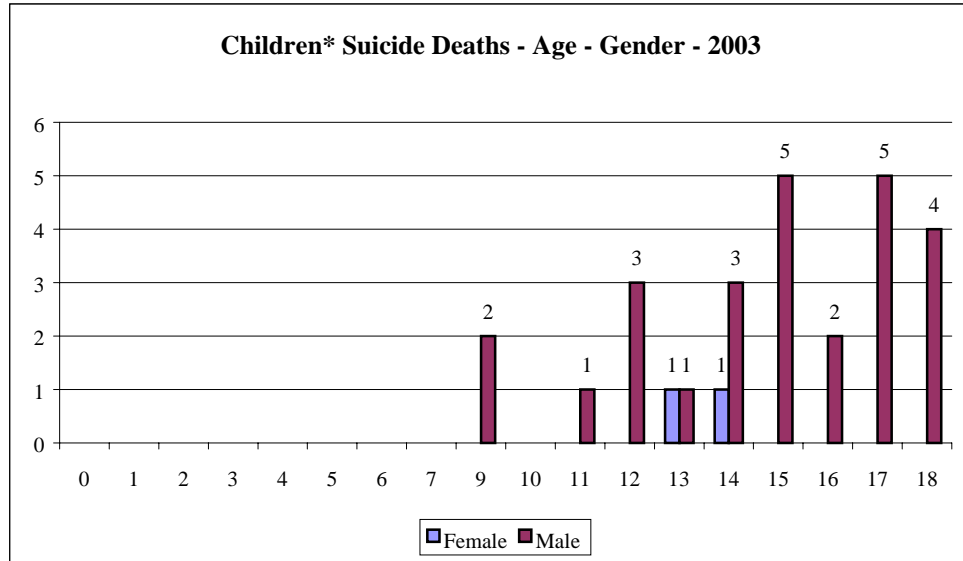
**By Highest Value**

| <b>Manner of Death - Accident</b>                                  | <b>Total Cases</b> | <b>Autopsied</b> | <b>Dictated External</b> | <b>Investigation/Field Examination</b> |
|--|--------------------|------------------|--------------------------|--|
| Passenger in auto that left roadway                                | 16                 | 10               | 6                        | 0                                      |
| Driver of auto that left roadway                                   | 11                 | 3                | 4                        | 4                                      |
| Passenger in auto in collision with other motor vehicle type       | 10                 | 6                | 3                        | 1                                      |
| Pedestrian struck by motor vehicle                                 | 10                 | 4                | 4                        | 2                                      |
| Accident-Unknown   | 7                  | 4                | 1                        | 2                                      |
| Driver of auto in collision with other motor vehicle               | 6                  | 2                | 3                        | 1                                      |
| Passenger in auto in collision with fixed object                   | 6                  | 1                | 4                        | 1                                      |
| Passenger in pickup in collision with motor vehicle type           | 6                  | 5                | 1                        | 0                                      |
| Drowned (non-recreational water accidents)                         | 4                  | 4                | 0                        | 0                                      |
| Driver of pickup that left roadway                                 | 3                  | 1                | 1                        | 1                                      |
| Passenger in pickup that left roadway                              | 3                  | 1                | 0                        | 2                                      |
| Choked on foreign object   | 2                  | 0                | 1                        | 1                                      |
| Crushed/suffocated   | 2                  | 1                | 1                        | 0                                      |
| Driver of motorcycle in collision with other motor vehicle type    | 2                  | 0                | 2                        | 0                                      |
| Exposed to cold, heat  | 2                  | 2                | 0                        | 0                                      |
| Fall from height   | 2                  | 0                | 2                        | 0                                      |
| Inhaled toxic agent accidentally                                   | 2                  | 0                | 2                        | 0                                      |
| Victim of fire   | 2                  | 1                | 1                        | 0                                      |
| Accidental ligature strangulation                                  | 1                  | 1                | 0                        | 0                                      |
| Cyclist struck by motor vehicle type                               | 1                  | 0                | 1                        | 0                                      |
| Driver of auto in collision with fixed object                      | 1                  | 0                | 1                        | 0                                      |
| Drowned while swimming (recreational and rescue attempts)          | 1                  | 1                | 0                        | 0                                      |
| Ingested alcohol (ethanol)   | 1                  | 1                | 0                        | 0                                      |
| Ingested and/or injected prescription medications                  | 1                  | 1                | 0                        | 0                                      |
| Passenger on motorcycle in collision with other motor vehicle type | 1                  | 0                | 1                        | 0                                      |
| Passenger who fell from moving motor vehicle                       | 1                  | 0                | 0                        | 1                                      |
| Scalded by hot water, hot oil, other agent                         | 1                  | 1                | 0                        | 0                                      |
| Struck by lightning  | 1                  | 1                | 0                        | 0                                      |
| <b>Total</b>   | <b>106</b>         | <b>51</b>        | <b>39</b>                | <b>16</b>                              |

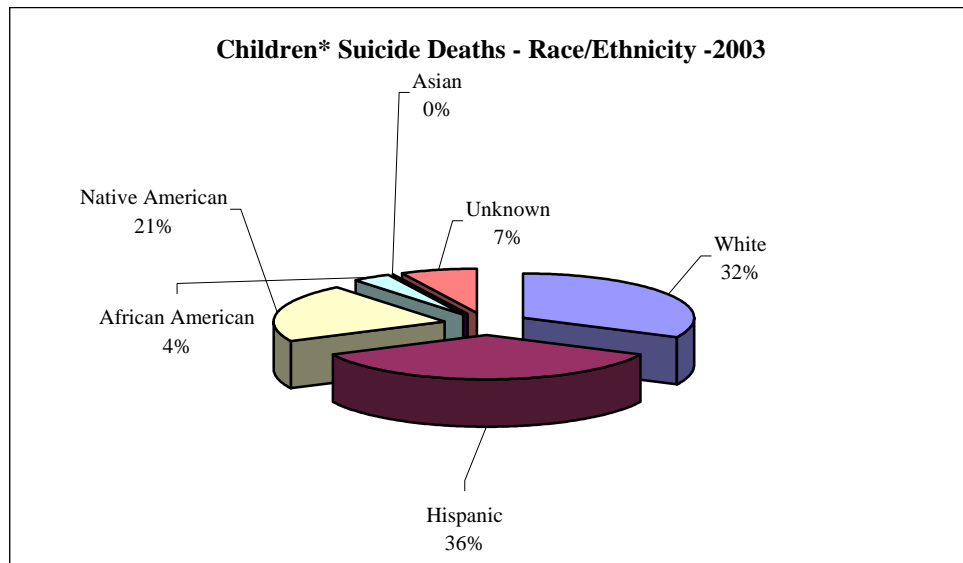
\* 18years of age and younger

**Overview Children\* - Manner of Death - Suicide Deaths**

**Figure 40. Children\* Suicide Deaths - Gender - Age**

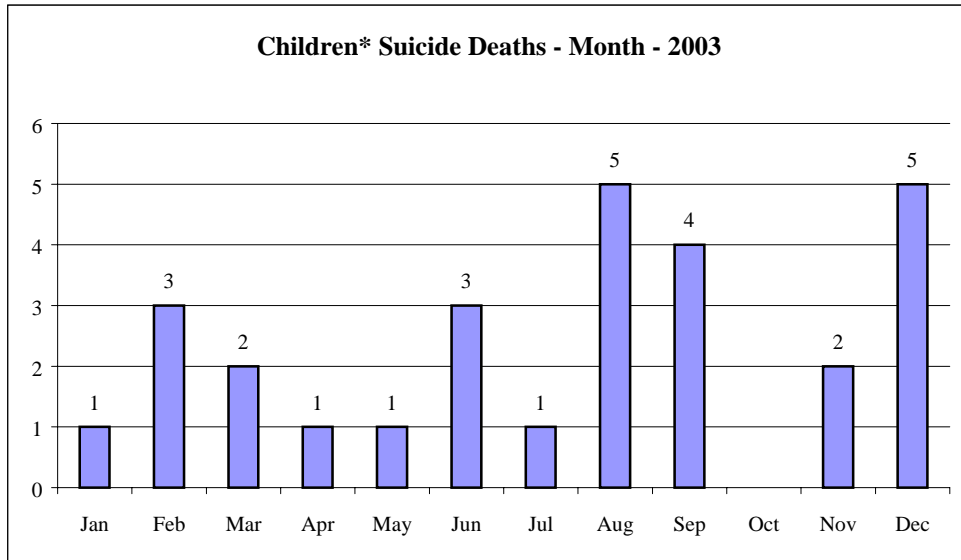


**Figure 41. Children\* Suicide Deaths - Race/Ethnicity**

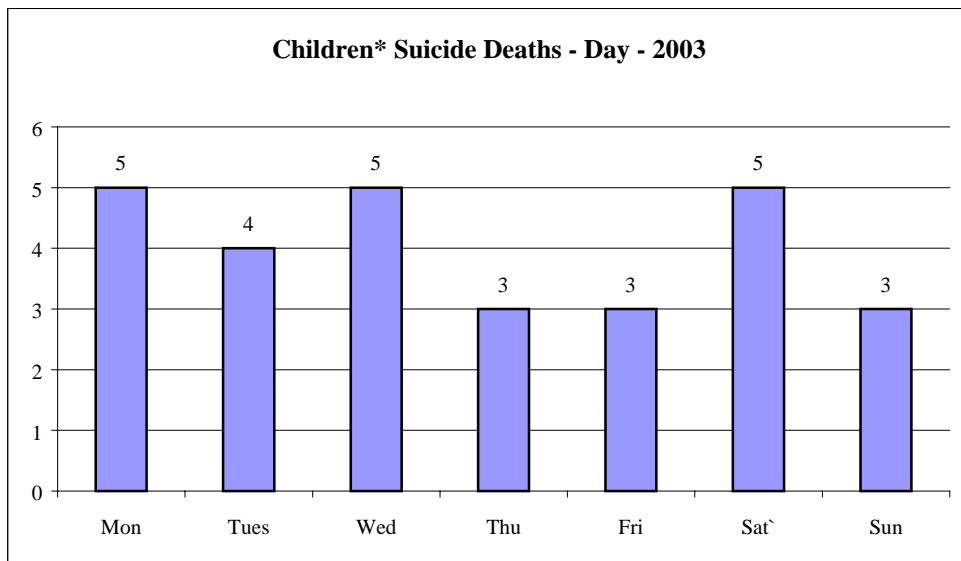


\* 18years of age and younger

**Figure 42. Children\* Suicide Deaths - Month**



**Figure 43. Children\* Suicide Deaths - Day**

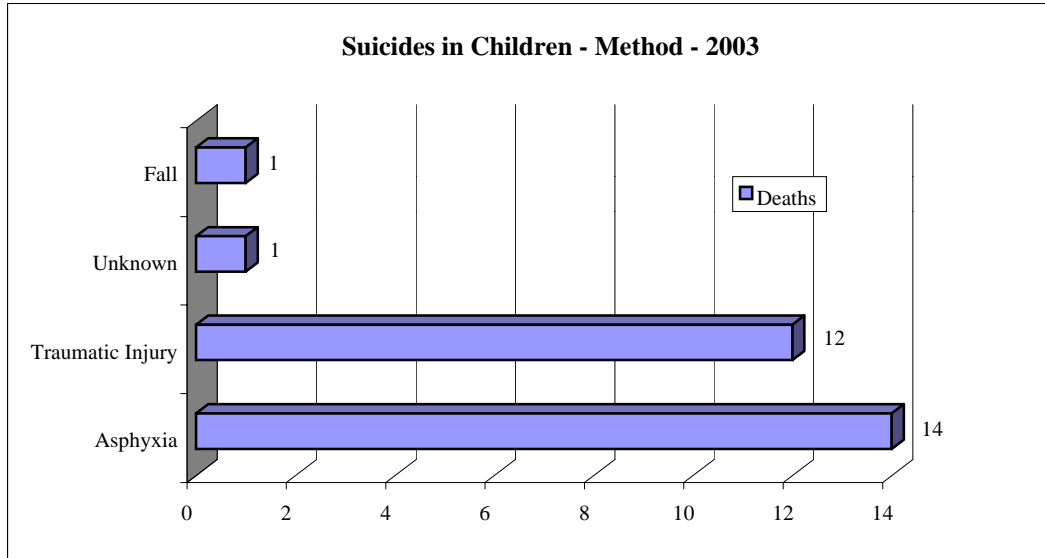


\* 18years of age and younger

**Table 25. Children\* Suicide Deaths - Numeric Sort**

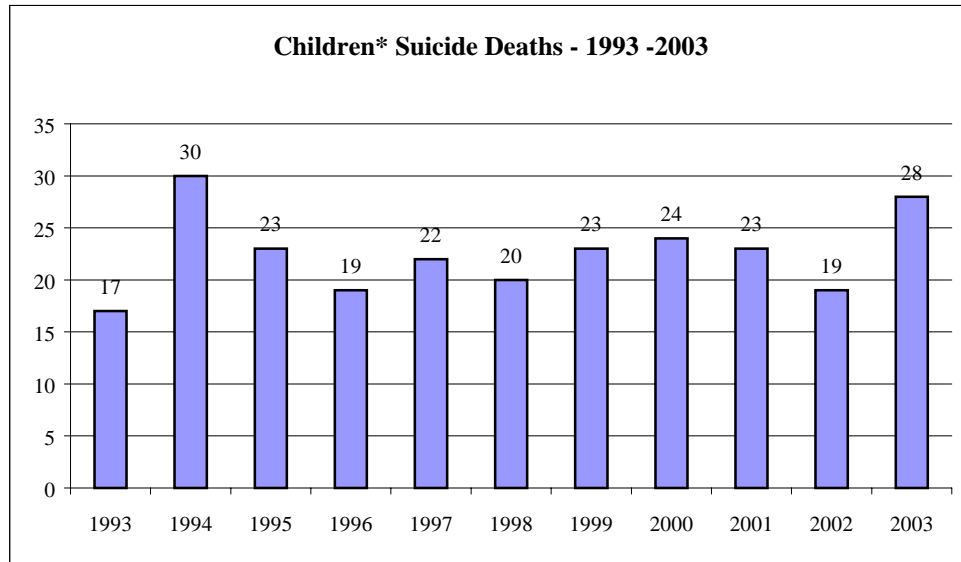
| <b>Children* - Suicide Deaths - 2003</b> |                    |                  |                          |  |
|--|--------------------|------------------|--------------------------|--|
| <b>Manner of Death - Suicides</b>        | <b>Total Cases</b> | <b>Autopsied</b> | <b>Dictated External</b> | <b>Investigation/Field Examination</b> |
| Hanged self                              | 14                 | 11               | 2                        | 0                                      |
| Shot self with firearm                   | 12                 | 11               | 1                        | 0                                      |
| Jumped from height                       | 1                  | 0                | 1                        | 0                                      |
| Suicide-Other                            | 1                  | 1                | 0                        | 0                                      |
| <b>Total</b>                             | <b>28</b>          | <b>23</b>        | <b>4</b>                 | <b>0</b>                               |

**Figure 44. Children\* Suicide Deaths - Method**



\* 18years of age and younger

**Figure 45. Children\* Suicide Deaths – 1993 -2003**



### **Suicide in Children – Summary**

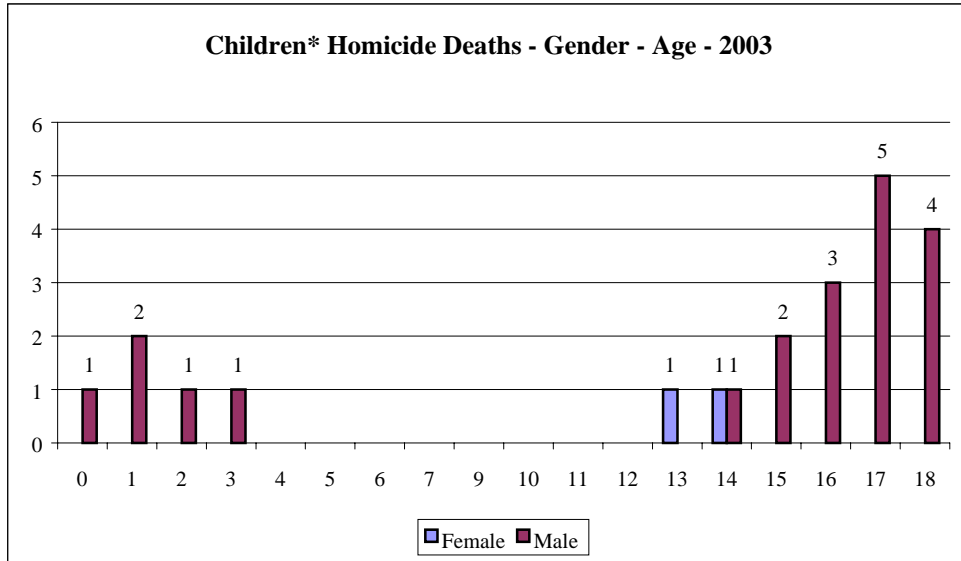
During 2003, New Mexico experienced the highest number of suicides among children since 1994. In 2003, there was a 47.4% increase in suicides among children from the previous year. Suicide deaths were more common among males (92.8%) than females, and Hispanics represented the majority of suicides (35.7%). More suicides in children were committed during August and December when compared with other months.

\* 18years of age and younger

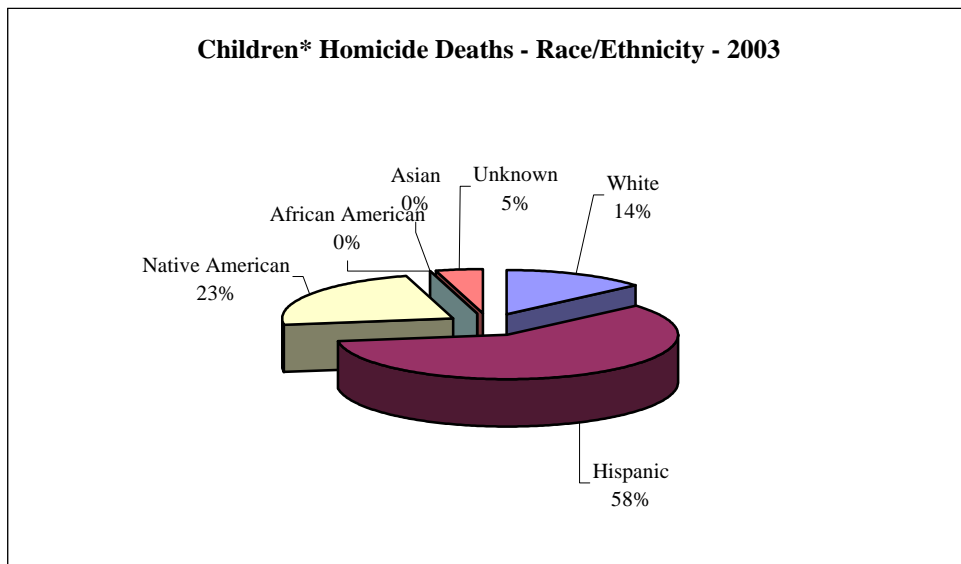


**Overview Children\* - Manner of Death - Homicide Deaths**

**Figure 46. Children\* Homicide Deaths - Gender - Age**

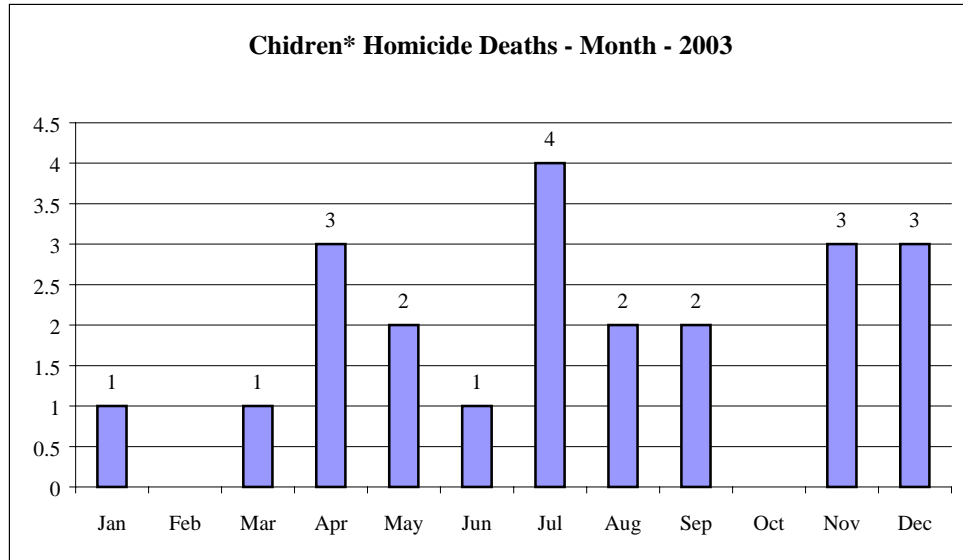


**Figure 47. Children\* Homicide Deaths - Race/Ethnicity**

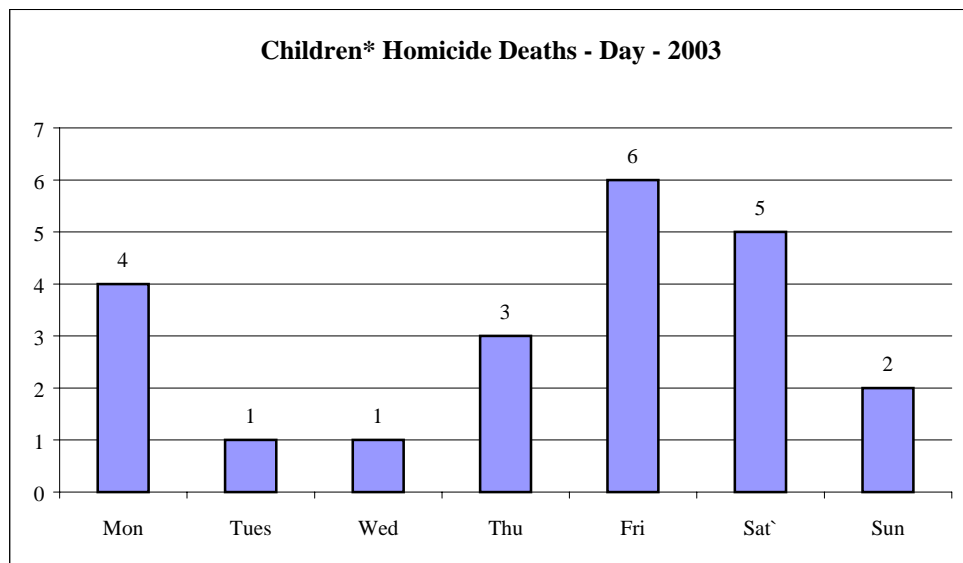


\* 18years of age and younger

**Figure 48. Children\* Homicide Deaths - Month**



**Figure 49. Children\* Homicide Deaths - Day**



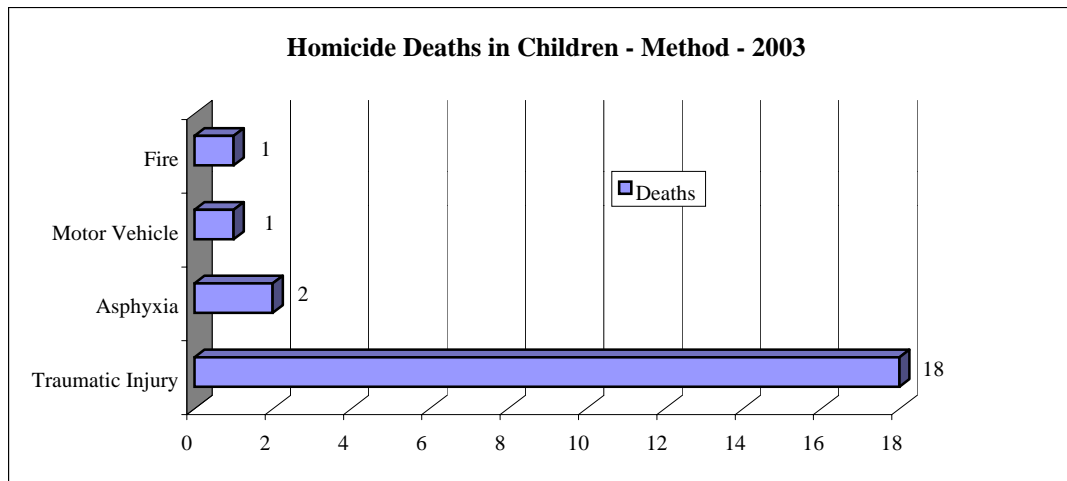
\* 18years of age and younger

**Table 26. Children\* Homicide Deaths Numeric Sort**

**Children\* - Homicide Deaths - 2003**

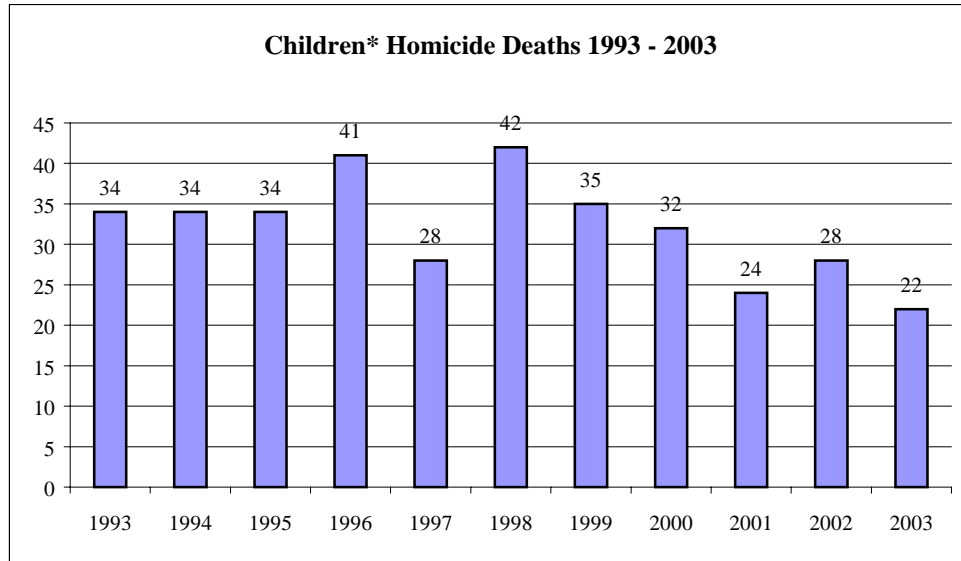
|                                   | Total Cases | Autopsied | Dictated External | Investigation/Field Examination |
|-----------------------------------|-------------|-----------|-------------------|---------------------------------|
| <b>Manner of Death - Homicide</b> |             |           |                   |                                 |
| Shot by assailant(s) with firearm | 12          | 12        | 0                 | 0                               |
| Beaten by assailant(s)            | 3           | 3         | 0                 | 0                               |
| Strangled by assailant(s)         | 2           | 2         | 0                 | 0                               |
| Stabbed by assailant(s)           | 2           | 2         | 0                 | 0                               |
| Victim of intentionally set fire  | 1           | 1         | 0                 | 0                               |
| Struck with auto by assailant(s)  | 1           | 1         | 0                 | 0                               |
| Assaulted (unknown)               | 1           | 1         | 0                 | 0                               |
| <b>Total</b>                      | <b>22</b>   | <b>22</b> | <b>0</b>          | <b>0</b>                        |

**Figure 50. Children\* Homicide Deaths - Method**



\* 18years of age and younger

**Figure 51. Children\* Homicide Deaths 1993 - 2003**



### **Homicide Deaths of Children - Summary**

Twenty-two children were the victims of homicide in 2003, a 21.4% decrease from 2002. Murdered children tended to be male (90.9%), Hispanic (59%) and killed by the use of a firearm (54.5%). 77% of childhood homicide victims were 14-18 years of age, but five children (22.7%) aged four years or under were also murdered in 2003. More children were murdered on Fridays (6) than any other day of the week, and more childhood homicides occurred during July (4) than any other month.

\* 18years of age and younger

## **Overview Children\* - Manner of Death - Undetermined Deaths**

**Table 27. Children\* Undetermined Deaths**

**Children\* - Undetermined Deaths - 2003**

| <b>Manner of Death - <i>Undetermined</i></b>     | <b>Total Cases</b> | <b>Autopsied</b> | <b>Dictated External</b> | <b>Investigation/Field Examination</b> |
|--|--------------------|------------------|--------------------------|--|
| Consult Request Withdrawn                        | 4                  | 1                | 0                        | 0                                      |
| Non-human remains                                | 2                  | 1                | 0                        | 0                                      |
| Skeletal remains (ancient)                       | 1                  | 1                | 0                        | 0                                      |
| Blunt trauma/multiple injuries/subdural hematoma | 1                  | 1                | 0                        | 0                                      |
| Gunshot wound                                    | 1                  | 1                | 0                        | 0                                      |
| Uncoded  | 1                  | 1                | 0                        | 0                                      |
| Undetermined after autopsy and/or toxicology     | 14                 | 14               | 0                        | 0                                      |
| <b>Total</b>                                     | <b>24</b>          | <b>20</b>        | <b>0</b>                 | <b>0</b>                               |

### **Deaths of Children in New Mexico, 2003 - Summary**

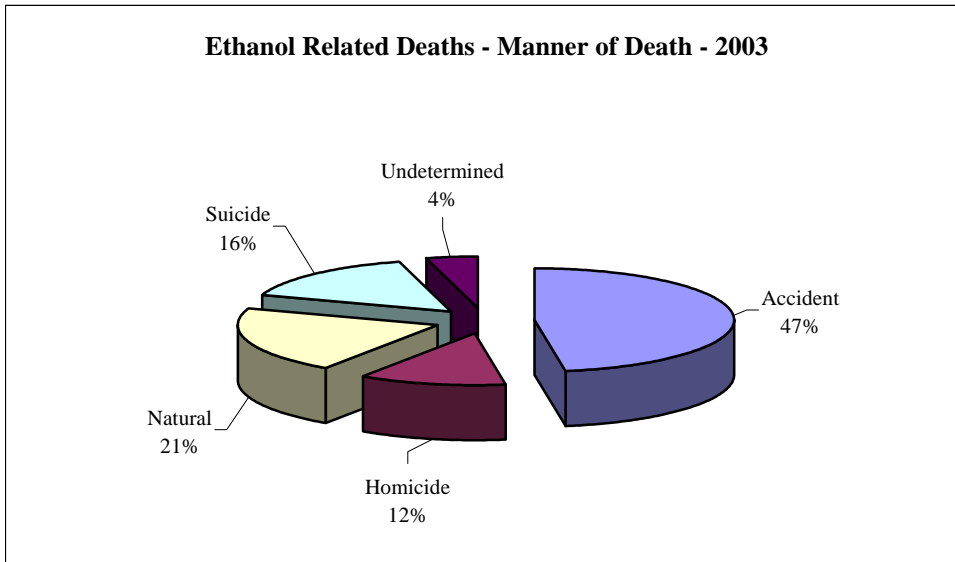
The 333 deaths of people under the age of 18 represented 6.4% of all deaths investigated by OMI in 2003, and a decrease of 3.4% from the number of childhood deaths in 2002. Male decedents comprised 63.3% of the total deaths in children. The most common manner of death in children was natural, contributing 46.8% of the total. Motor vehicle accidents were the most common cause of accidental deaths in children (72.6% of the total). Firearms played a role in twenty-four unnatural deaths accounting for 15.3% of all unnatural deaths), 12 suicides (42.8%) and 12 homicides (52.1%) among children.

An excellent resource for additional information about the deaths of children in New Mexico, their circumstances, risk factors and opportunities for prevention is the Annual Report of the New Mexico Child Fatality Review (NMCFR), published by the New Mexico Department of Health's Public Health Division, Maternal and Child Health Epidemiology Program. NMCFR consists of volunteers from many state and local agencies organized into six panels: Homicide, Suicide, Transportation, Sudden Infant Death Syndrome (SIDS), Unintentional Injury, and Child Abuse and Neglect. The experts on these panels, drawn from law enforcement agencies, public health departments, sociology and many other related fields, review the circumstances of childhood deaths in order to identify risk factors and develop prevention strategies and present them in their annual report.

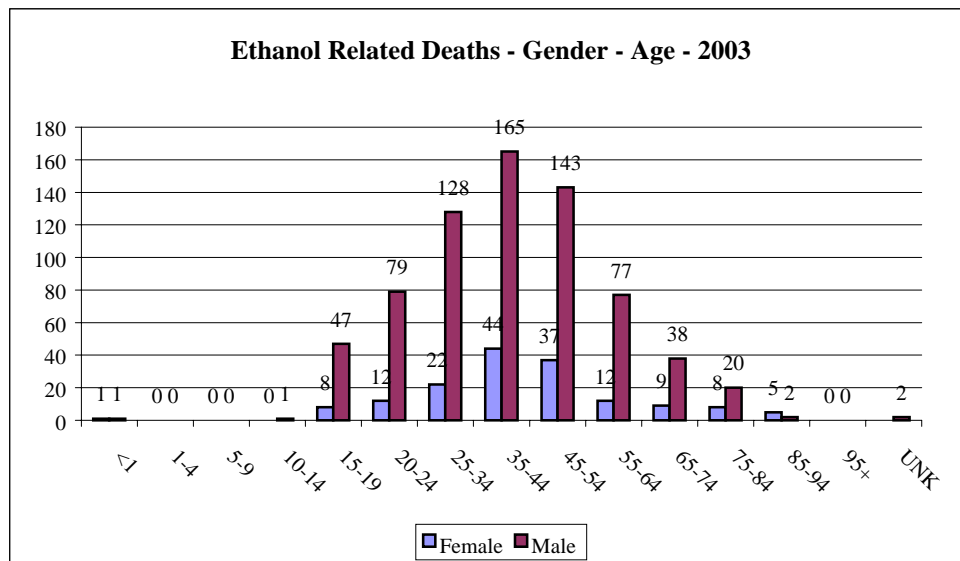
\* 18 years of age and younger

## Ethanol Related Deaths

**Figure 52. Ethanol Related Deaths – Manner of Death**

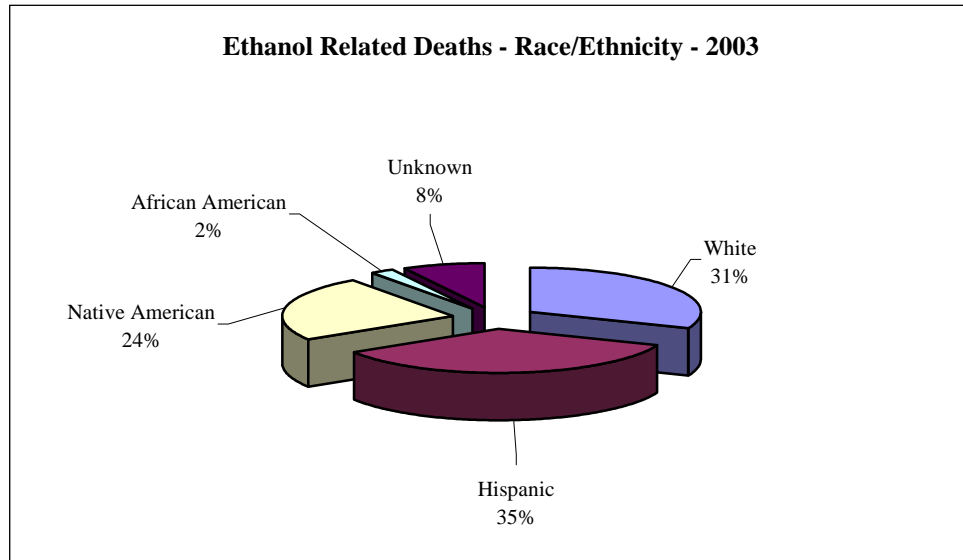


**Figure 53. Ethanol Related Deaths – Gender - Age**



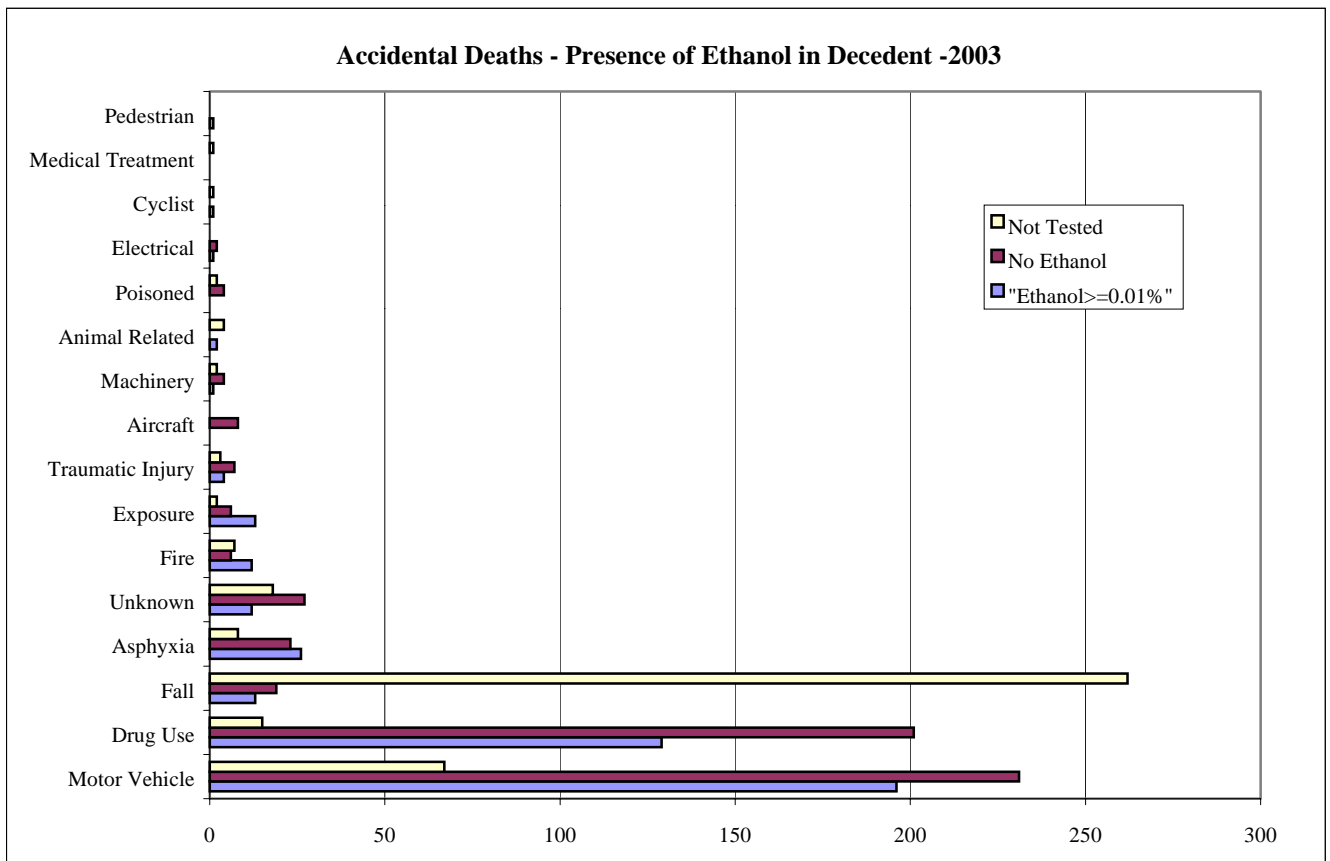
\* 18 years of age and younger

**Figure 54. Ethanol Related Deaths - Race/Ethnicity**



**Ethanol Related Deaths – Accidental Deaths**

**Figure 55. Accidental Deaths – Presence of Ethanol in Decedent**



**Table 28. Ethanol Related Deaths – Accidental Deaths – Alphabetic Sort**

**Accidental Deaths - Presence of Ethanol in Decedent - 2003**

|   | Alphabetic Sort |                       |     |            |
|---|-----------------|-----------------------|-----|------------|
|   | Total           | Ethanol $\geq$ 0.005% |     |            |
|   |                 | Yes                   | No  | Not Tested |
| <b>Accidental Deaths</b>                                  |                 |                       |     |            |
| <b>Aircraft</b>   |                 |                       |     |            |
| Passenger in aircraft crash                               | 3               | 0                     | 3   | 0          |
| Pilot of aircraft crash                                   | 5               | 0                     | 5   | 0          |
| <b>Animal Related</b>                                     |                 |                       |     |            |
| Animal Related  | 6               | 2                     | 0   | 4          |
| <b>Asphyxia</b>   |                 |                       |     |            |
| Accidental ligature strangulation                         | 5               | 3                     | 2   | 0          |
| Choked on foreign object                                  | 8               | 2                     | 3   | 3          |
| Crushed/suffocated  | 8               | 2                     | 4   | 2          |
| Drowned (non-recreational water accidents)                | 26              | 13                    | 12  | 1          |
| Drowned while swimming (recreational and rescue attempts) | 10              | 6                     | 2   | 2          |
| <b>Cyclist</b>  |                 |                       |     |            |
| Cyclist non-motor vehicle accident                        | 2               | 1                     | 0   | 1          |
| <b>Drug Use</b>   |                 |                       |     |            |
| Ingested alcohol (ethanol)                                | 28              | 24                    | 3   | 1          |
| Ingested and/or injected illicit drug(s)                  | 210             | 81                    | 121 | 8          |
| Ingested and/or injected prescription medications         | 108             | 25                    | 77  | 6          |
| <b>Electrical</b>   |                 |                       |     |            |
| Contacted electrical current                              | 2               | 1                     | 1   | 0          |
| Struck by lightning                                       | 1               | 0                     | 1   | 0          |
| <b>Exposure</b>   |                 |                       |     |            |
| Exposed to cold, heat                                     | 21              | 13                    | 6   | 2          |
| <b>Fall</b>   |                 |                       |     |            |
| Fall from height  | 53              | 6                     | 6   | 41         |
| Fall from standing height                                 | 241             | 7                     | 13  | 221        |
| <b>Fire</b>   |                 |                       |     |            |
| Scalded by hot water, hot oil, other agent                | 2               | 1                     | 0   | 1          |
| Victim of explosion                                       | 1               | 1                     | 0   | 0          |
| Victim of fire  | 22              | 10                    | 6   | 6          |
| <b>Machinery</b>  |                 |                       |     |            |
| Farm or Industrial machinery accident                     | 7               | 1                     | 4   | 2          |

-Continued on the Next Page



| <b>Alphabetic Sort</b>   |              |                             |            |                   |
|--|--------------|-----------------------------|------------|-------------------|
|  | <b>Total</b> | <b>Ethanol &gt;= 0.005%</b> |            |                   |
|  |              | <b>Yes</b>                  | <b>No</b>  | <b>Not Tested</b> |
| <b>Accidental Deaths</b>   |              |                             |            |                   |
| <b>Medical Treatment</b>   |              |                             |            |                   |
| Medical treatment  | 1            | 0                           | 0          | 1                 |
| <b>Motor Vehicle</b>   |              |                             |            |                   |
| Cyclist struck by motor vehicle type                               | 3            | 1                           | 1          | 1                 |
| Driver of auto in collision with fixed object                      | 13           | 4                           | 7          | 2                 |
| Driver of auto in collision with other motor vehicle               | 67           | 24                          | 38         | 5                 |
| Driver of auto that left roadway                                   | 75           | 35                          | 34         | 6                 |
| Driver of motor vehicle struck by train                            | 2            | 0                           | 2          | 0                 |
| Driver of motorcycle left roadway                                  | 16           | 8                           | 8          | 0                 |
| Driver of motorcycle in collision with other motor vehicle type    | 20           | 7                           | 12         | 1                 |
| Driver of pickup in collision with fixed object                    | 2            | 1                           | 1          | 0                 |
| Driver of pickup in collision with motor vehicle type              | 11           | 4                           | 6          | 1                 |
| Driver of pickup that left roadway                                 | 28           | 19                          | 9          | 0                 |
| Driver of truck in collision with other motor vehicle type         | 6            | 2                           | 3          | 1                 |
| Driver of truck that left roadway                                  | 6            | 0                           | 5          | 1                 |
| Motor vehicle accident, etiology unknown                           | 1            | 0                           | 0          | 1                 |
| Non-collision motor vehicle accident, (no collision)               | 1            | 1                           | 0          | 0                 |
| Passenger in auto in collision with fixed object                   | 12           | 3                           | 9          | 0                 |
| Passenger in auto in collision with other motor vehicle type       | 47           | 11                          | 24         | 12                |
| Passenger in auto that left roadway                                | 74           | 24                          | 34         | 16                |
| Passenger in pickup in collision with motor vehicle type           | 10           | 0                           | 5          | 5                 |
| Passenger in pickup that left roadway                              | 12           | 4                           | 6          | 2                 |
| Passenger in truck in collision with other motor vehicle type      | 2            | 2                           | 0          | 0                 |
| Passenger in truck in collision with other fixed object            | 1            | 1                           | 0          | 0                 |
| Passenger in truck that left roadway                               | 3            | 0                           | 3          | 0                 |
| Passenger on motorcycle in collision with other motor vehicle type | 5            | 1                           | 2          | 2                 |
| Passenger who fell from moving motor vehicle                       | 1            | 0                           | 1          | 0                 |
| Pedestrian struck by motor vehicle                                 | 76           | 44                          | 21         | 11                |
| Pedestrian struck by non-motor vehicle                             | 1            | 1                           | 0          | 0                 |
| <b>Poisoned</b>  |              |                             |            |                   |
| Inhaled toxic agent accidentally                                   | 3            | 0                           | 1          | 2                 |
| Inhaled toxic substances to achieve intoxication                   | 3            | 0                           | 3          | 0                 |
| <b>Traumatic Injury</b>  |              |                             |            |                   |
| Accidental discharge of firearm                                    | 7            | 4                           | 3          | 0                 |
| Received blow/collided with object                                 | 1            | 0                           | 0          | 1                 |
| Struck by moving object  | 6            | 0                           | 4          | 2                 |
| <b>Unknown</b>   |              |                             |            |                   |
| Accident-Unknown   | 57           | 12                          | 27         | 18                |
| <b>Total</b>   | <b>1,342</b> | <b>412</b>                  | <b>538</b> | <b>392</b>        |

**Table 29. Ethanol Related Deaths – Accidental Deaths – Numeric Sort**

**Accidental Deaths - Presence of Ethanol in Decedent -2003**

| Accidental Deaths  | Total | By Highest Value |     |            |
|--|-------|------------------|-----|------------|
|  |       | Ethanol >=0.005% |     |            |
|  |       | Yes              | No  | Not Tested |
| Fall from standing height  | 241   | 7                | 13  | 221        |
| Ingested and/or injected illicit drug(s)                           | 210   | 81               | 121 | 8          |
| Ingested and/or injected prescription medications                  | 108   | 25               | 77  | 6          |
| Pedestrian struck by motor vehicle                                 | 76    | 44               | 21  | 11         |
| Driver of auto that left roadway                                   | 75    | 35               | 34  | 6          |
| Passenger in auto that left roadway                                | 74    | 24               | 34  | 16         |
| Driver of auto in collision with other motor vehicle               | 67    | 24               | 38  | 5          |
| Accident-Unknown   | 57    | 12               | 27  | 18         |
| Fall from height   | 53    | 6                | 6   | 41         |
| Passenger in auto in collision with other motor vehicle type       | 47    | 11               | 24  | 12         |
| Driver of pickup that left roadway                                 | 28    | 19               | 9   | 0          |
| Ingested alcohol (ethanol)   | 28    | 24               | 3   | 1          |
| Drowned (non-recreational water accidents)                         | 26    | 13               | 12  | 1          |
| Victim of fire   | 22    | 10               | 6   | 6          |
| Exposed to cold, heat  | 21    | 13               | 6   | 2          |
| Driver of motorcycle in collision with other motor vehicle type    | 20    | 7                | 12  | 1          |
| Driver of motorcycle left roadway                                  | 16    | 8                | 8   | 0          |
| Driver of auto in collision with fixed object                      | 13    | 4                | 7   | 2          |
| Passenger in auto in collision with fixed object                   | 12    | 3                | 9   | 0          |
| Passenger in pickup that left roadway                              | 12    | 4                | 6   | 2          |
| Driver of pickup in collision with motor vehicle type              | 11    | 4                | 6   | 1          |
| Drowned while swimming (recreational and rescue attempts)          | 10    | 6                | 2   | 2          |
| Passenger in pickup in collision with motor vehicle type           | 10    | 0                | 5   | 5          |
| Choked on foreign object   | 8     | 2                | 3   | 3          |
| Crushed/suffocated   | 8     | 2                | 4   | 2          |
| Accidental discharge of firearm                                    | 7     | 4                | 3   | 0          |
| Farm or Industrial machinery accident                              | 7     | 1                | 4   | 2          |
| Driver of truck in collision with other motor vehicle type         | 6     | 2                | 3   | 1          |
| Driver of truck that left roadway                                  | 6     | 0                | 5   | 1          |
| Struck by moving object  | 6     | 0                | 4   | 2          |
| Accidental ligature strangulation                                  | 5     | 3                | 2   | 0          |
| Passenger on motorcycle in collision with other motor vehicle type | 5     | 1                | 2   | 2          |
| Pilot of aircraft crash  | 5     | 0                | 5   | 0          |
| Animal related (bitten, kicked, trampled)                          | 3     | 2                | 0   | 1          |
| Cyclist struck by motor vehicle type                               | 3     | 1                | 1   | 1          |
| Fell/thrown from (horse, brahma bull, other riding animal)         | 3     | 0                | 0   | 3          |

-Continued on the Next Page

### Accidental Deaths - Presence of Ethanol in Decedent -2003 Cont.

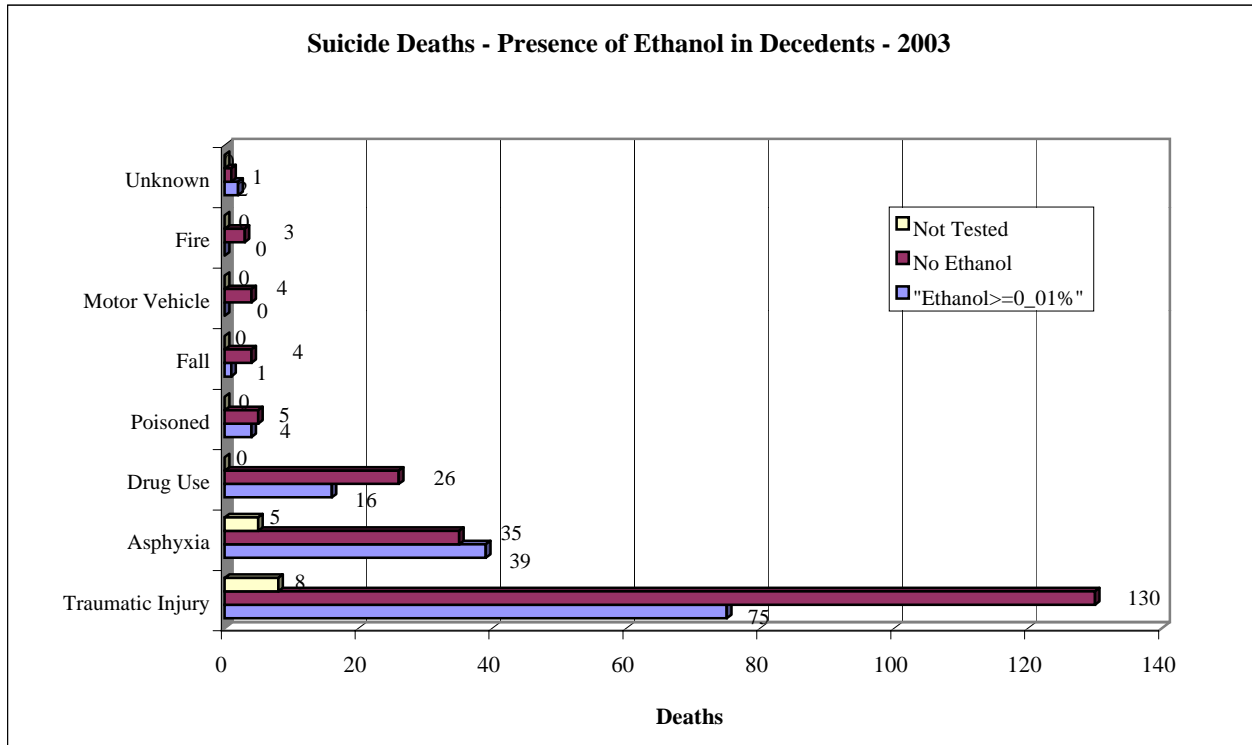
| Accidental Deaths   | By Highest Value |                  |            |            |
|---|------------------|------------------|------------|------------|
|   | Total            | Ethanol >=0.005% |            |            |
|   |                  | Yes              | No         | Not Tested |
| Inhaled toxic agent accidentally                              | 3                | 0                | 1          | 2          |
| Inhaled toxic substances to achieve intoxication              | 3                | 0                | 3          | 0          |
| Passenger in aircraft crash                                   | 3                | 0                | 3          | 0          |
| Passenger in truck that left roadway                          | 3                | 0                | 3          | 0          |
| Contacted electrical current                                  | 2                | 1                | 1          | 0          |
| Cyclist non-motor vehicle accident                            | 2                | 1                | 0          | 1          |
| Driver of motor vehicle struck by train                       | 2                | 0                | 2          | 0          |
| Driver of pickup in collision with fixed object               | 2                | 1                | 1          | 0          |
| Passenger in truck in collision with other motor vehicle type | 2                | 2                | 0          | 0          |
| Scalded by hot water, hot oil, other agent                    | 2                | 1                | 0          | 1          |
| Medical treatment   | 1                | 0                | 0          | 1          |
| Motor vehicle accident, etiology unknown                      | 1                | 0                | 0          | 1          |
| Non-collision motor vehicle accident, (no collision)          | 1                | 1                | 0          | 0          |
| Passenger in truck in collision with other fixed object       | 1                | 1                | 0          | 0          |
| Passenger who fell from moving motor vehicle                  | 1                | 0                | 1          | 0          |
| Pedestrian struck by non-motor vehicle                        | 1                | 1                | 0          | 0          |
| Received blow/collided with object                            | 1                | 0                | 0          | 1          |
| Struck by lightning   | 1                | 0                | 1          | 0          |
| Victim of explosion   | 1                | 1                | 0          | 0          |
| <b>Total</b>  | <b>1,342</b>     | <b>412</b>       | <b>538</b> | <b>392</b> |

### Ethanol Related Deaths - Summary

There were 864 ethanol (alcohol) related deaths investigated by OMI in 2003, 16.6% of the total. The most alcohol related deaths were seen in males ranging in age from 25 to 54 years, with this group contributing 59.5% of the total alcohol related deaths. Alcohol was most frequently related to accidental deaths (47.6%) but was found in people dying from all manners of death.

**Ethanol Related Deaths – Suicide Deaths**

**Figure 56. Suicide Deaths – Presence of Ethanol in Decedent**



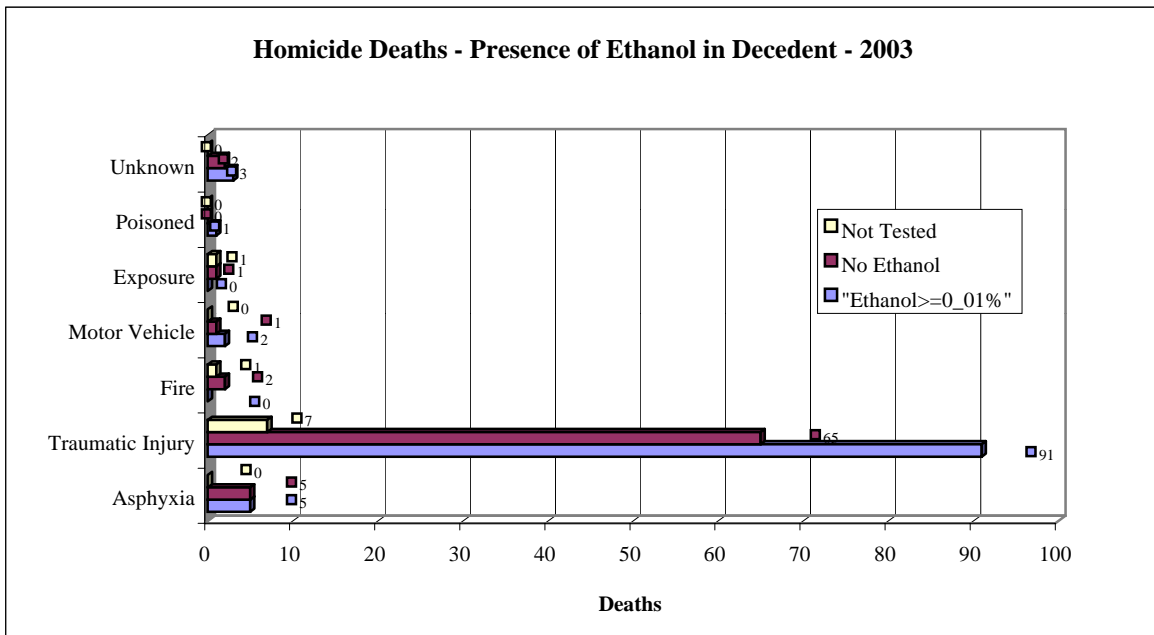
**Table 30. Ethanol Related Deaths – Suicide Deaths – Numeric Sort**

**Suicide Deaths - Presence of Ethanol in Decedent  
 2003**

| Circumstances   | Total      | Ethanol >=0.005% |            |            |
|---|------------|------------------|------------|------------|
|   |            | Yes              | No         | Not Tested |
| Shot self with firearm                                    | 208        | 73               | 127        | 8          |
| Hanged self   | 77         | 39               | 34         | 4          |
| Ingested or injected medication                           | 37         | 14               | 23         | 0          |
| Inhaled toxic agent                                       | 9          | 4                | 5          | 0          |
| Jumped from height  | 5          | 1                | 4          | 0          |
| Suicide as pedestrian                                     | 3          | 0                | 3          | 0          |
| Burned self   | 3          | 0                | 3          | 0          |
| Ingested, injected or inhaled non-prescription medication | 5          | 2                | 3          | 0          |
| Cut/Slashed self  | 4          | 2                | 2          | 0          |
| Suicide-Other   | 3          | 2                | 1          | 0          |
| Stabbed self  | 1          | 0                | 1          | 0          |
| Driver of motor vehicle                                   | 1          | 0                | 1          | 0          |
| Suffocated self   | 2          | 0                | 1          | 1          |
| <b>Total</b>  | <b>358</b> | <b>137</b>       | <b>208</b> | <b>13</b>  |

**Ethanol Related Deaths – Homicide Deaths**

**Figure 57. Homicide Deaths - Presence of Ethanol in Decedent**



**Table 31. Ethanol Related Deaths – Homicide Deaths – Numeric Sort**

**Homicide Deaths - Presence of Ethanol in Decedent - 2003**

By Highest Value

| Homicide Deaths                         | Total      | Ethanol >=0.005% |           |            |
|---|------------|------------------|-----------|------------|
|   |            | Yes              | No        | Not Tested |
| Shot by assailant(s) with firearm       | 98         | 50               | 47        | 1          |
| Beaten by assailant(s)                  | 39         | 24               | 10        | 5          |
| Stabbed by assailant(s)                 | 24         | 17               | 7         | 0          |
| Strangled by assailant(s)               | 10         | 5                | 5         | 0          |
| Homicide-Other                          | 5          | 3                | 2         | 0          |
| Victim of intentionally set fire        | 3          | 0                | 2         | 1          |
| Struck with auto by assailant(s)        | 3          | 2                | 1         | 0          |
| Neglect/Starvation                      | 2          | 0                | 1         | 1          |
| Assaulted (unknown)                     | 2          | 0                | 1         | 1          |
| Ingested/injected/inhaled drugs/poisons | 1          | 1                | 0         | 0          |
| <b>Total</b>                            | <b>187</b> | <b>102</b>       | <b>76</b> | <b>9</b>   |

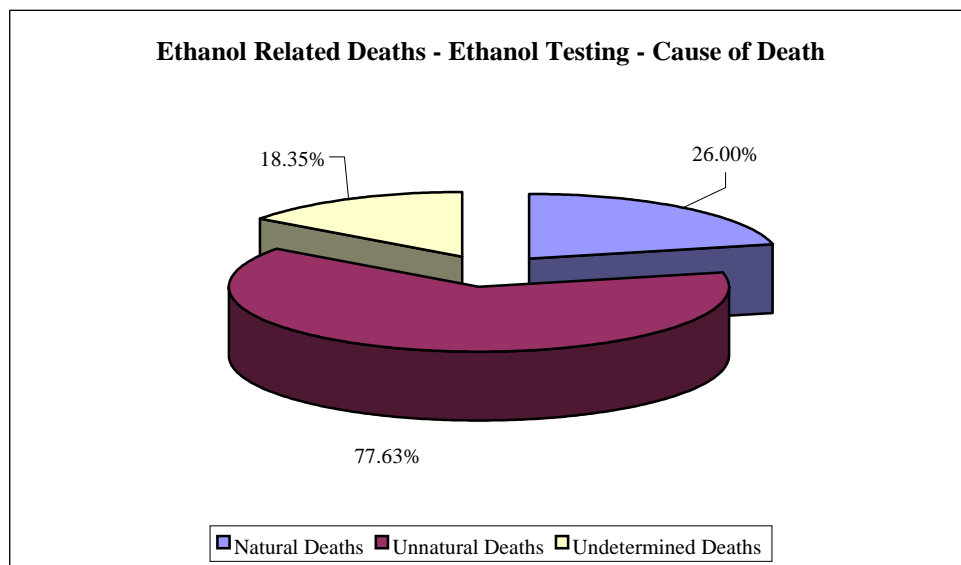
**Ethanol Related Deaths – Undetermined Deaths**

**Table 32. Ethanol Related Deaths - Undetermined Deaths – Numeric Sort  
 Undetermined Deaths - Presence of Ethanol in Decedent  
 2003**

| Undetermined Deaths | Total      | Ethanol >=0.005% |           |            |
|---------------------|------------|------------------|-----------|------------|
|                     |            | Yes              | No        | Not Tested |
| Unknown             | 79         | 27               | 38        | 14         |
| Other               | 70         | 0                | 0         | 70         |
| Traumatic Injury    | 13         | 3                | 7         | 3          |
| Drug Use            | 9          | 2                | 6         | 1          |
| Uncoded             | 7          | 0                | 1         | 6          |
| Asphyxia            | 2          | 1                | 1         | 0          |
| Fall                | 2          | 0                | 1         | 1          |
| Fire                | 1          | 1                | 0         | 0          |
| Motor Vehicle       | 1          | 1                | 0         | 0          |
| Natural             | 1          | 0                | 1         | 0          |
| <b>Total</b>        | <b>185</b> | <b>35</b>        | <b>55</b> | <b>95</b>  |

**Ethanol Related Deaths – Cause of Death**

**Figure 58. Ethanol Related Deaths - Ethanol Testing - Cause of Death**



**Table 33. Ethanol Related Deaths – Cause of Death – Alphabetic Sort**

**Cause of Death -Presence of Ethanol in Decedent**

**2003**

**Alphabetic Sort**

|   | Total Cases | Ethanol $\geq$ 0.005% |     |            |
|---|-------------|-----------------------|-----|------------|
|   |             | Yes                   | No  | Not Tested |
| <b>Natural Deaths</b>                     |             |                       |     |            |
| Acquired Immune Deficiency Syndrome       | 8           | 0                     | 0   | 8          |
| Alzheimers Disease                        | 59          | 0                     | 0   | 59         |
| Aneurysm                                  | 22          | 1                     | 3   | 18         |
| Arthritis                                 | 6           | 0                     | 0   | 6          |
| Aspiration                                | 6           | 0                     | 1   | 5          |
| Asthma                                    | 10          | 1                     | 4   | 5          |
| Blood disorders                           | 5           | 0                     | 0   | 5          |
| Carcinoma                                 | 318         | 3                     | 11  | 304        |
| Cerebrovascular                           | 103         | 1                     | 10  | 92         |
| Chronic Obstructive Pulmonary Disease     | 163         | 3                     | 9   | 151        |
| Congenital Defect                         | 30          | 1                     | 4   | 25         |
| Dehydration                               | 6           | 1                     | 3   | 2          |
| Diabetes                                  | 63          | 7                     | 16  | 40         |
| Emboli                                    | 38          | 0                     | 22  | 16         |
| Emphysema                                 | 41          | 0                     | 1   | 40         |
| Epilepsy                                  | 26          | 3                     | 19  | 4          |
| Ethanolism                                | 102         | 56                    | 31  | 15         |
| Gallbladder                               | 3           | 0                     | 0   | 3          |
| Gastrointestinal Hemorrhage               | 83          | 10                    | 25  | 48         |
| Heart Disease                             | 1429        | 59                    | 313 | 1057       |
| Hepatic failure                           | 58          | 2                     | 7   | 49         |
| History of Illness or Injury              | 2           | 0                     | 0   | 2          |
| Hypertension                              | 152         | 19                    | 54  | 79         |
| Intrauterine Fetal Death                  | 27          | 0                     | 0   | 27         |
| Leukemia                                  | 7           | 0                     | 0   | 7          |
| Maternal and Fetal Complications of Birth | 6           | 0                     | 0   | 6          |
| Medical Treatment                         | 3           | 0                     | 1   | 2          |
| Meningitis                                | 9           | 0                     | 2   | 7          |
| Natural- Other                            | 106         | 7                     | 30  | 69         |
| Obesity                                   | 5           | 1                     | 3   | 1          |
| Obstruction (blockage)                    | 7           | 0                     | 2   | 5          |
| Pancreas                                  | 9           | 3                     | 3   | 3          |
| Parkinson's disease                       | 14          | 0                     | 0   | 14         |
| Pathologic Injuries                       | 1           | 0                     | 0   | 1          |
| Pneumonia                                 | 172         | 11                    | 48  | 113        |
| Prematurity                               | 18          | 0                     | 0   | 18         |

-Continued on the Next Page

**Cause of Death -Presence of Ethanol in Decedent - Cont  
 2003**

**Alphabetic Sort**

|   | Total Cases | Ethanol $\geq$ 0.005% |             |             |
|---|-------------|-----------------------|-------------|-------------|
|   |             | Yes                   | No          | Not Tested  |
| <b>Natural Deaths</b>                           |             |                       |             |             |
| Pulmonary Edema                                 | 2           | 0                     | 1           | 1           |
| Renal Failure                                   | 62          | 1                     | 5           | 56          |
| Respiratory Distress Syndrome                   | 33          | 1                     | 4           | 28          |
| Sepsis  | 69          | 1                     | 19          | 49          |
| Spontaneous Hemorrhage                          | 14          | 1                     | 3           | 10          |
| Sudden Infant Death Syndrome                    | 14          | 0                     | 14          | 0           |
| Tuberculosis                                    | 1           | 0                     | 0           | 1           |
| <b>Subtotal</b>                                 | <b>3312</b> | <b>193</b>            | <b>668</b>  | <b>2451</b> |
| <b>Unnatural Deaths</b>                         |             |                       |             |             |
| Asphyxia  | 44          | 17                    | 20          | 7           |
| Aspiration                                      | 2           | 1                     | 0           | 1           |
| Carbon Monoxide Intoxication                    | 28          | 15                    | 9           | 4           |
| Child abuse                                     | 1           | 0                     | 0           | 1           |
| Drowning  | 43          | 20                    | 18          | 5           |
| Electrocution                                   | 1           | 1                     | 0           | 0           |
| Ethanol (alcohol) Intoxication                  | 14          | 12                    | 2           | 0           |
| Exposure  | 19          | 11                    | 7           | 1           |
| Exsanguination                                  | 3           | 2                     | 1           | 0           |
| Gunshot Wound                                   | 320         | 132                   | 179         | 9           |
| Hanging   | 80          | 41                    | 36          | 3           |
| Head and Neck Injuries                          | 233         | 73                    | 83          | 77          |
| Multiple Injuries                               | 538         | 177                   | 204         | 157         |
| Narcotic Abuse                                  | 1           | 0                     | 1           | 0           |
| Stab Wound                                      | 28          | 18                    | 9           | 1           |
| Subdural Hematoma                               | 12          | 0                     | 1           | 11          |
| Substance Intoxication                          | 348         | 131                   | 206         | 11          |
| Thermal Injuries (burns)                        | 21          | 2                     | 12          | 7           |
| Unnatural-Other                                 | 11          | 1                     | 7           | 3           |
| <b>Subtotal</b>                                 | <b>1747</b> | <b>654</b>            | <b>795</b>  | <b>298</b>  |
| <b>Uncertifiable Cases</b>                      |             |                       |             |             |
| Skeletal/Mummified Remains                      | 15          | 2                     | 3           | 10          |
| Undetermined After Autopsy and/or Investigation | 32          | 15                    | 16          | 1           |
| Certification for Record Purposes               | 4           | 0                     | 0           | 4           |
| Consult Request Withdrawn                       | 25          | 0                     | 0           | 25          |
| Insufficient Remains for Determination of Death | 1           | 0                     | 0           | 1           |
| Non-Human Remains                               | 26          | 0                     | 0           | 26          |
| Skeletal Remains- Ancient                       | 15          | 0                     | 0           | 15          |
| Uncoded   | 6           | 0                     | 1           | 5           |
| <b>Subtotal</b>                                 | <b>124</b>  | <b>17</b>             | <b>20</b>   | <b>87</b>   |
| <b>Total</b>                                    | <b>5183</b> | <b>864</b>            | <b>1483</b> | <b>2836</b> |



**Table 34. Ethanol Related Deaths – Cause of Death – Numeric Sort**  
**Cause of Death - Presence of Ethanol in Decedent**  
**2003**

By Highest Value

|   | Total Cases | Ethanol $\geq$ 0.005% |     |            |
|---|-------------|-----------------------|-----|------------|
|   |             | Yes                   | No  | Not Tested |
| <b>Natural Deaths</b>                     |             |                       |     |            |
| Heart Disease                             | 1,429       | 59                    | 313 | 1,057      |
| Carcinoma                                 | 318         | 3                     | 11  | 304        |
| Pneumonia                                 | 172         | 11                    | 48  | 113        |
| Chronic Obstructive Pulmonary Disease     | 163         | 3                     | 9   | 151        |
| Hypertension                              | 152         | 19                    | 54  | 79         |
| Natural- Other                            | 106         | 7                     | 30  | 69         |
| Cerebrovascular                           | 103         | 1                     | 10  | 92         |
| Ethanolism                                | 102         | 56                    | 31  | 15         |
| Gastrointestinal Hemorrhage               | 83          | 10                    | 25  | 48         |
| Sepsis                                    | 69          | 1                     | 19  | 49         |
| Diabetes                                  | 63          | 7                     | 16  | 40         |
| Renal Failure                             | 62          | 1                     | 5   | 56         |
| Alzheimers Disease                        | 59          | 0                     | 0   | 59         |
| Hepatic failure                           | 58          | 2                     | 7   | 49         |
| Emphysema                                 | 41          | 0                     | 1   | 40         |
| Emboli                                    | 38          | 0                     | 22  | 16         |
| Respiratory Distress Syndrome             | 33          | 1                     | 4   | 28         |
| Congenital Defect                         | 30          | 1                     | 4   | 25         |
| Intrauterine Fetal Death                  | 27          | 0                     | 0   | 27         |
| Epilepsy                                  | 26          | 3                     | 19  | 4          |
| Aneurysm                                  | 22          | 1                     | 3   | 18         |
| Prematurity                               | 18          | 0                     | 0   | 18         |
| Parkinson's disease                       | 14          | 0                     | 0   | 14         |
| Spontaneous Hemorrhage                    | 14          | 1                     | 3   | 10         |
| Sudden Infant Death Syndrome              | 14          | 0                     | 14  | 0          |
| Asthma                                    | 10          | 1                     | 4   | 5          |
| Meningitis                                | 9           | 0                     | 2   | 7          |
| Pancreas                                  | 9           | 3                     | 3   | 3          |
| Acquired Immune Deficiency Syndrome       | 8           | 0                     | 0   | 8          |
| Leukemia                                  | 7           | 0                     | 0   | 7          |
| Obstruction (blockage)                    | 7           | 0                     | 2   | 5          |
| Arthritis                                 | 6           | 0                     | 0   | 6          |
| Aspiration                                | 6           | 0                     | 1   | 5          |
| Dehydration                               | 6           | 1                     | 3   | 2          |
| Maternal and Fetal Complications of Birth | 6           | 0                     | 0   | 6          |
| Blood disorders                           | 5           | 0                     | 0   | 5          |
| Obesity                                   | 5           | 1                     | 3   | 1          |
| Gallbladder                               | 3           | 0                     | 0   | 3          |
| Medical Treatment                         | 3           | 0                     | 1   | 2          |
| History of Illness or Injury              | 2           | 0                     | 0   | 2          |

-Continued on the Next Page

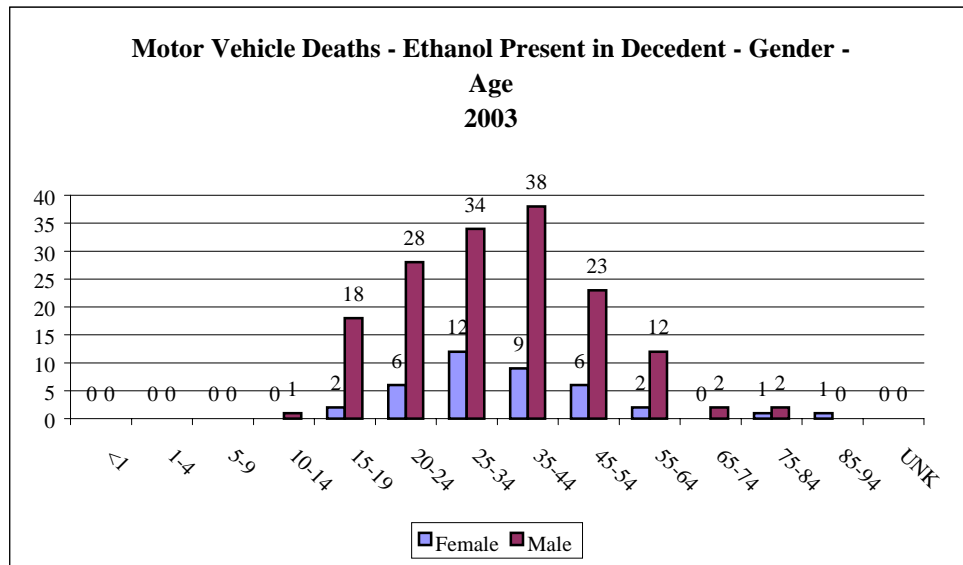
**Cause of Death - Presence of Ethanol in Decedent - Cont**  
**2003**

**By Highest Value**

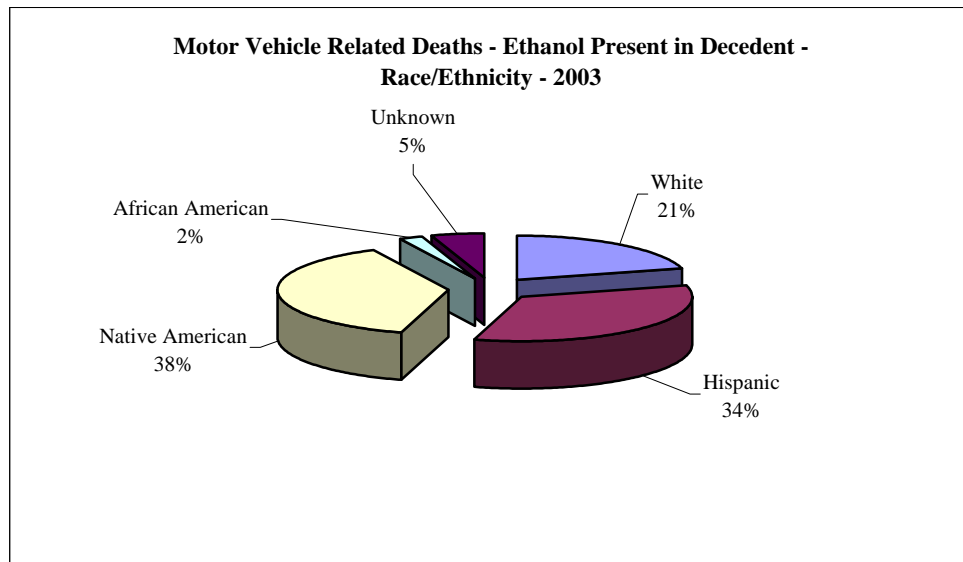
|   | Total Cases  | Ethanol $\geq$ 0.005% |              |              |
|---|--------------|-----------------------|--------------|--------------|
|   |              | Yes                   | No           | Not Tested   |
| <b>Natural Deaths</b>                           |              |                       |              |              |
| Pulmonary Edema                                 | 2            | 0                     | 1            | 1            |
| Pathologic Injuries                             | 1            | 0                     | 0            | 1            |
| Tuberculosis                                    | 1            | 0                     | 0            | 1            |
| <b>Subtotal</b>                                 | <b>3,312</b> | <b>193</b>            | <b>668</b>   | <b>2,451</b> |
| <b>Unnatural Deaths</b>                         |              |                       |              |              |
| Multiple Injuries                               | 538          | 177                   | 204          | 157          |
| Substance Intoxication                          | 348          | 131                   | 206          | 11           |
| Gunshot Wound                                   | 320          | 132                   | 179          | 9            |
| Head and Neck Injuries                          | 233          | 73                    | 83           | 77           |
| Hanging   | 80           | 41                    | 36           | 3            |
| Asphyxia  | 44           | 17                    | 20           | 7            |
| Drowning  | 43           | 20                    | 18           | 5            |
| Carbon Monoxide Intoxication                    | 28           | 15                    | 9            | 4            |
| Stab Wound                                      | 28           | 18                    | 9            | 1            |
| Thermal Injuries (burns)                        | 21           | 2                     | 12           | 7            |
| Exposure  | 19           | 11                    | 7            | 1            |
| Ethanol (alcohol) Intoxication                  | 14           | 12                    | 2            | 0            |
| Subdural Hematoma                               | 12           | 0                     | 1            | 11           |
| Unnatural-Other                                 | 11           | 1                     | 7            | 3            |
| Exsanguination                                  | 3            | 2                     | 1            | 0            |
| Aspiration                                      | 2            | 1                     | 0            | 1            |
| Child abuse                                     | 1            | 0                     | 0            | 1            |
| Electrocution                                   | 1            | 1                     | 0            | 0            |
| Narcotic Abuse                                  | 1            | 0                     | 1            | 0            |
| <b>Subtotal</b>                                 | <b>1,747</b> | <b>654</b>            | <b>795</b>   | <b>298</b>   |
| <b>Other</b>                                    |              |                       |              |              |
| Undetermined After Autopsy and/or Investigation | 32           | 15                    | 16           | 1            |
| Skeletal/Mummified Remains                      | 15           | 2                     | 3            | 10           |
| Non-Human Remains                               | 26           | 0                     | 0            | 26           |
| Consult Request Withdrawn                       | 25           | 0                     | 0            | 25           |
| Skeletal Remains- Ancient                       | 15           | 0                     | 0            | 15           |
| Certification for Record Purposes               | 4            | 0                     | 0            | 4            |
| Insufficient Remains for Determination of Death | 1            | 0                     | 0            | 1            |
| Uncoded   | 6            | 0                     | 1            | 5            |
| <b>Subtotal</b>                                 | <b>124</b>   | <b>17</b>             | <b>20</b>    | <b>87</b>    |
| <b>Total</b>                                    | <b>5,183</b> | <b>864</b>            | <b>1,483</b> | <b>2,836</b> |

## Motor Vehicle Related Deaths

**Figure 59. Motor Vehicle Deaths – Ethanol Present in Decedent – Gender - Age**



**Figure 60. Motor Vehicle Related Deaths – Ethanol Present in Decedent - Race/Ethnicity**



**Table 35. Motor Vehicle Related Deaths – Ethanol Present in Decedent**

| <b>Deaths Related to Motor Vehicles - Presence of Ethanol in Decedent</b> |                            |            |                   |              |
|---|----------------------------|------------|-------------------|--------------|
| <b>2003</b>   |                            |            |                   |              |
| <b>Circumstances</b>  | <b>Ethanol &gt;=0.005%</b> |            |                   | <b>Total</b> |
|   | <b>Yes</b>                 | <b>No</b>  | <b>Not Tested</b> |              |
| Motor Vehicle Driver  | 89                         | 106        | 16                | 211          |
| Motor Vehicle Passenger   | 45                         | 82         | 35                | 162          |
| Motor Vehicle - Other   | 2                          | 0          | 1                 | 3            |
| Pedestrian Hit by Motor Vehicle   | 46                         | 25         | 11                | 82           |
| Motorcycle Driver   | 15                         | 20         | 1                 | 36           |
| Motorcycle Passenger  | 1                          | 2          | 2                 | 5            |
| <b>Total</b>  | <b>198</b>                 | <b>235</b> | <b>66</b>         | <b>499</b>   |

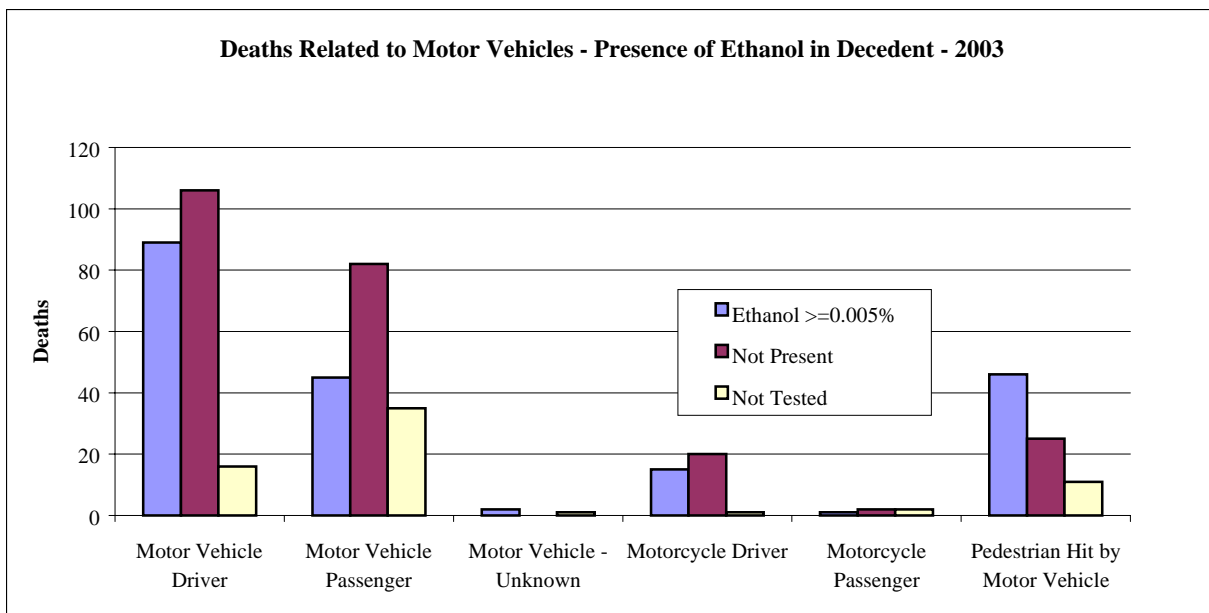
**Table 36. Motor Vehicle Related Deaths – Ethanol Present in Decedent –Seat Belt Use**

| <b>Deaths Related to Motor Vehicles - Presence of Ethanol in Decedent - Seat Belt Use</b> |                            |                        |                    |                |              |
|---|----------------------------|------------------------|--------------------|----------------|--------------|
| <b>2003</b>   |                            |                        |                    |                |              |
| <b>Circumstance</b>   | <b>Ethanol &gt;=0.005%</b> | <b>Seat Belt Use</b>   |                    |                | <b>Total</b> |
|   |                            | <b>Belt Not in Use</b> | <b>Belt in Use</b> | <b>Unknown</b> |              |
| <b>Motor Vehicle Driver</b>   | <b>Yes</b>                 | 46                     | 15                 | 27             | 88           |
|   | <b>No</b>                  | 27                     | 39                 | 36             | 102          |
|   | <b>Not Tested</b>          | 5                      | 2                  | 5              | 12           |
|   | <b>Subtotal</b>            | <b>78</b>              | <b>56</b>          | <b>68</b>      | <b>202</b>   |
| <b>Motor Vehicle Passenger</b>  | <b>Yes</b>                 | 28                     | 2                  | 14             | 44           |
|   | <b>No</b>                  | 35                     | 17                 | 28             | 80           |
|   | <b>Not Tested</b>          | 14                     | 8                  | 9              | 31           |
|   | <b>Subtotal</b>            | <b>77</b>              | <b>27</b>          | <b>51</b>      | <b>155</b>   |
| <b>Total</b>  |                            | <b>155</b>             | <b>83</b>          | <b>119</b>     | <b>357</b>   |

**Table 37. Motor Vehicle Related Deaths – Ethanol Present in Decedent – Air Bag Use**

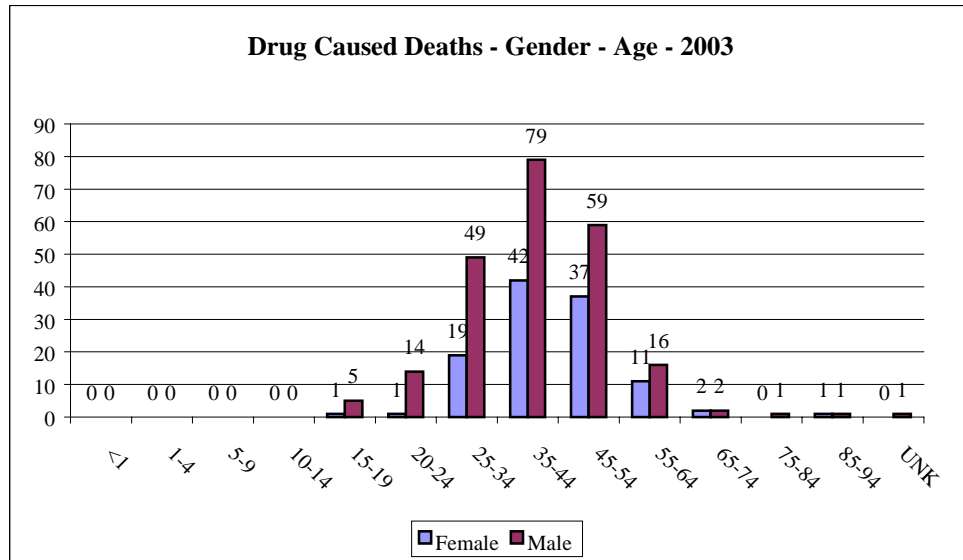
| Circumstance                   | Ethanol $\geq 0.005\%$ | Air Bag Use        |                  |                       | Unknown    | Total      |
|--------------------------------|------------------------|--------------------|------------------|-----------------------|------------|------------|
|                                |                        | Air Bag Not in Use | Air Bag Inflated | Air Bag Not Installed |            |            |
| <b>Motor Vehicle Driver</b>    | Yes                    | 0                  | 7                | 0                     | 79         | 86         |
|                                | No                     | 2                  | 17               | 0                     | 82         | 101        |
|                                | Not Tested             | 0                  | 0                | 0                     | 12         | 12         |
|                                | <b>Subtotal</b>        | <b>2</b>           | <b>24</b>        | <b>0</b>              | <b>173</b> | <b>199</b> |
| <b>Motor Vehicle Passenger</b> | Yes                    | 1                  | 2                | 1                     | 38         | 42         |
|                                | No                     | 1                  | 2                | 0                     | 68         | 71         |
|                                | Not Tested             | 0                  | 6                | 0                     | 18         | 24         |
|                                | <b>Subtotal</b>        | <b>2</b>           | <b>10</b>        | <b>1</b>              | <b>124</b> | <b>137</b> |
| <b>Total</b>                   |                        | <b>4</b>           | <b>34</b>        | <b>1</b>              | <b>297</b> | <b>336</b> |

**Figure 61. Motor Vehicle Related Deaths – Ethanol Present in Decedent**

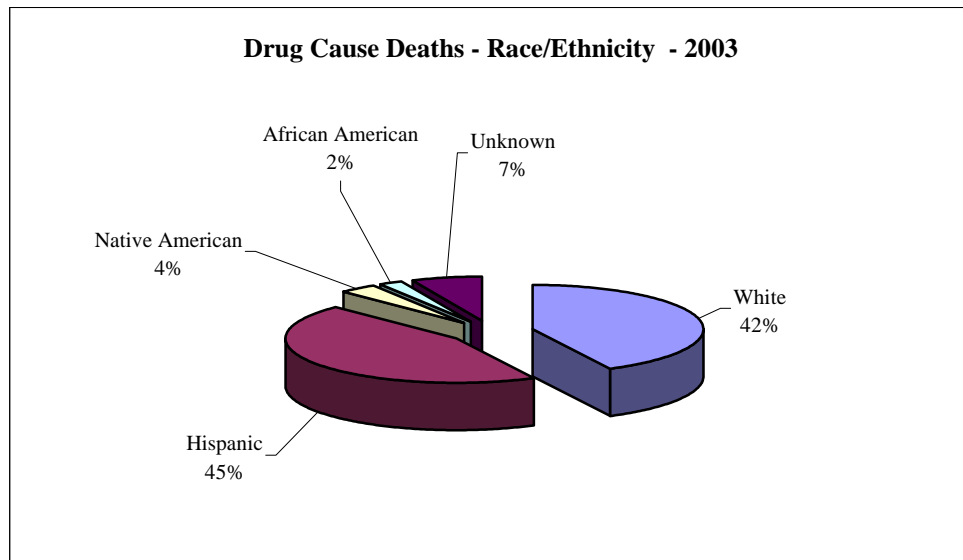


## Drug Caused Deaths

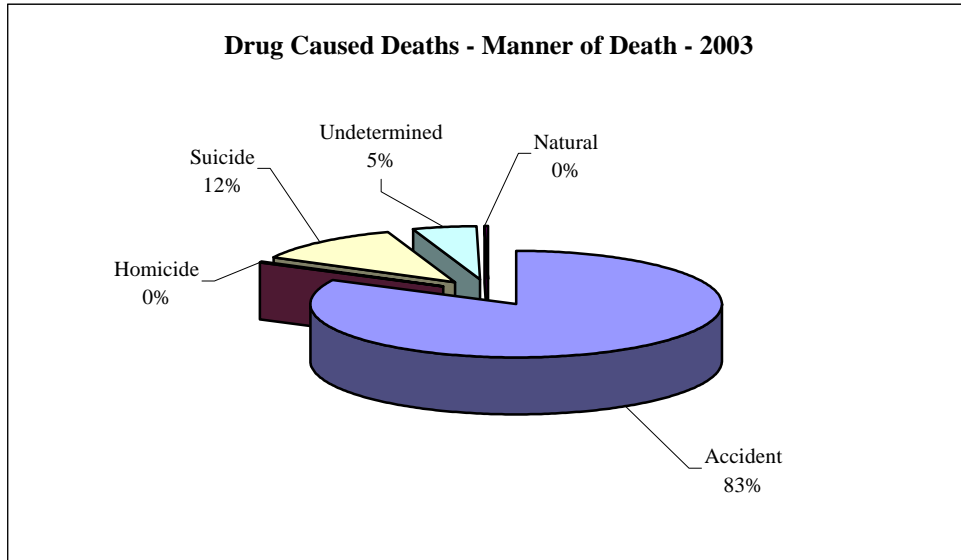
**Figure 62. Drug Caused Deaths – Gender - Age**



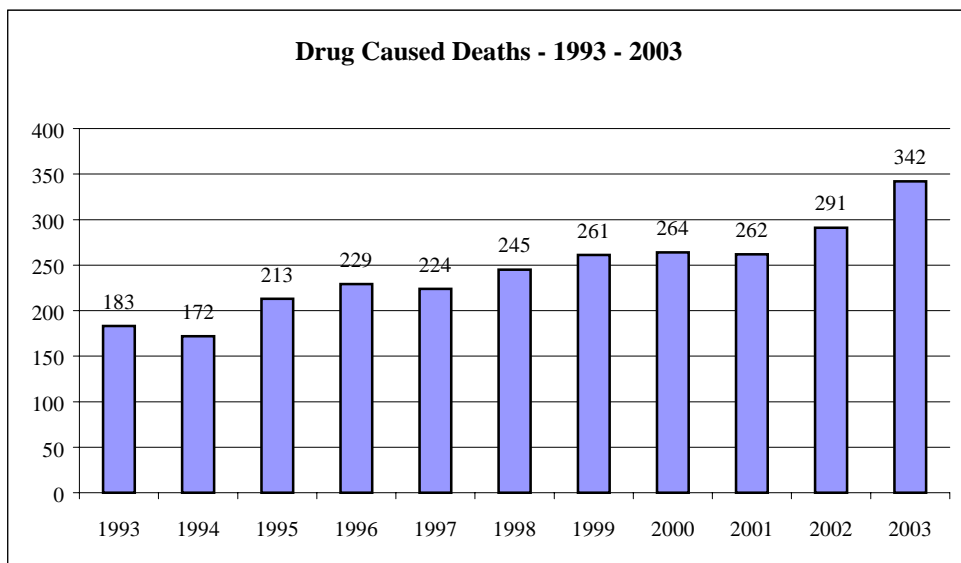
**Figure 63. Drug Caused Deaths - Race/Ethnicity**



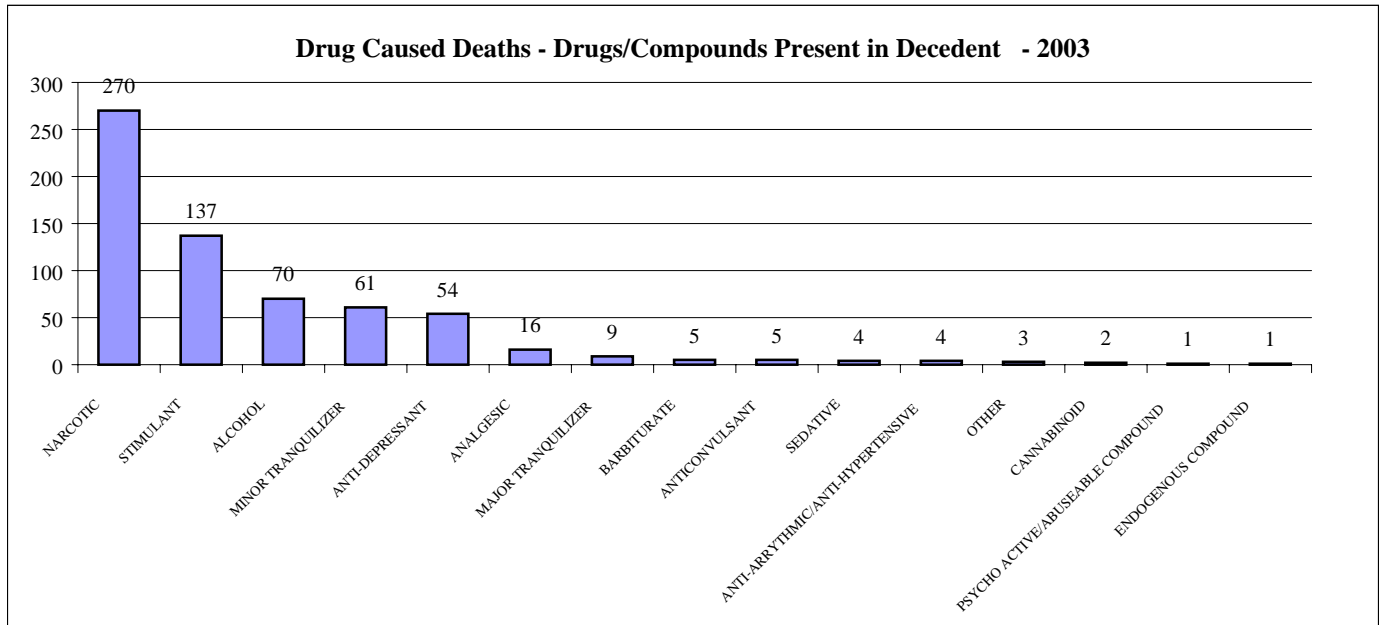
**Figure 64. Drug Caused Deaths – Manner of Death**



**Figure 65. Drug Caused Deaths 1993 -2003**



**Figure 66. Drug Caused Deaths – Compounds Present in Decedent**



**Table 38. Drug Caused Deaths – Manner of Death - Age**

| Age at Death | Manner of Death |            |           |          |              | Total      |
|--------------|-----------------|------------|-----------|----------|--------------|------------|
|              | Natural         | Accident   | Suicide   | Homicide | Undetermined |            |
| 15-19        | 0               | 6          | 0         | 0        | 0            | 6          |
| 20-24        | 0               | 11         | 2         | 1        | 1            | 15         |
| 25-34        | 0               | 60         | 5         | 0        | 3            | 68         |
| 35-44        | 0               | 102        | 13        | 0        | 6            | 121        |
| 45-54        | 1               | 78         | 11        | 0        | 6            | 96         |
| 55-64        | 0               | 20         | 6         | 0        | 1            | 27         |
| 65-74        | 0               | 3          | 1         | 0        | 0            | 4          |
| 75-84        | 0               | 0          | 1         | 0        | 0            | 1          |
| 85-94        | 0               | 1          | 2         | 0        | 0            | 3          |
| UNK          | 0               | 1          | 0         | 0        | 0            | 1          |
| <b>Total</b> | <b>1</b>        | <b>282</b> | <b>41</b> | <b>1</b> | <b>17</b>    | <b>342</b> |

**Drug Caused Deaths – Summary**

This report presents information regarding both drug-caused and drug-involved deaths. For the OMI definition of these two types of death, please consult the glossary on page 95. Drug-caused deaths in New Mexico have steadily increased over the last 10 years; with a 17.5% increase over 2002. A wide variety of drugs, both illicit and prescription, contributed to these deaths, with the most commonly involved being narcotics (42% of all drug caused deaths.)



**Table 39. Drug Caused Deaths – County of Residence**

**Drug Caused Deaths - County of Residence - 2003**

| <b>County of Residence</b> | <b>Deaths</b> |
|----------------------------|---------------|
| Bernalillo                 | 139           |
| Catron                     | 1             |
| Chaves                     | 19            |
| Cibola                     | 3             |
| Colfax                     | 2             |
| Curry                      | 6             |
| DeBaca                     | 0             |
| Dona Ana                   | 15            |
| Eddy                       | 7             |
| Grant                      | 7             |
| Guadalupe                  | 0             |
| Harding                    | 0             |
| Hidalgo                    | 0             |
| Lea                        | 5             |
| Lincoln                    | 6             |
| Los Alamos                 | 3             |
| Luna                       | 1             |
| McKinley                   | 5             |
| Mora                       | 1             |
| Otero                      | 12            |
| Quay                       | 2             |
| Rio Arriba                 | 15            |
| Roosevelt                  | 1             |
| San Juan                   | 12            |
| San Miguel                 | 5             |
| Sandoval                   | 10            |
| Santa Fe                   | 23            |
| Sierra                     | 3             |
| Socorro                    | 1             |
| Taos                       | 7             |
| Torrence                   | 2             |
| Union                      | 0             |
| Valencia                   | 16            |
| Non Resident               | 13            |
| <b>Total</b>               | <b>342</b>    |

**Table 40. Drug/Physiologically Active Compounds Present in Decedent**

**Drug/Physiologically Active Compounds Present in Decedent - 2003**

| <b>Drug/Compound</b>                                       | <b>Total</b> |
|--|--------------|
| <b>ALCOHOL</b>   |              |
| ETHANOL  | 69           |
| 2-PROPANOL (ISOPROPYL)                                     | 1            |
| <b>ALCOHOL Total</b>                                       | <b>70</b>    |
| <b>ANALGESIC</b>   |              |
| ACETAMINOPHEN (Tylenol)                                    | 7            |
| DEXTROMETHORPHAN   | 1            |
| SALICYLATE (Aspirin, Empirin)                              | 5            |
| TRAMADOL (Ultram)  | 2            |
| IBUPROFEN (Motrin)   | 1            |
| <b>ANALGESIC Total</b>                                     | <b>16</b>    |
| <b>ANTI-ARRHYTHMIC/ANTI-HYPERTENSIVE</b>                   |              |
| VERAPAMIL (Calan)  | 2            |
| DILTIAZEM (Cardizem)                                       | 2            |
| <b>ANTI-ARRHYTHMIC/ANTI-HYPERTENSIVE Total</b>             | <b>4</b>     |
| <b>ANTICONVULSANT</b>                                      |              |
| CARBAMAZEPINE (Tegretal)                                   | 1            |
| DIPHENYLHYDANTOIN (Dilantin, Phenytoin)                    | 1            |
| GABAPENTIN   | 3            |
| <b>ANTICONVULSANT Total</b>                                | <b>5</b>     |
| <b>ANTI-DEPRESSANT</b>                                     |              |
| AMITRIPTYLINE (Elavil)                                     | 17           |
| DESIPRAMINE (Norpramine)                                   | 1            |
| IMIPRAMINE (Tofranil)                                      | 1            |
| NORTRIPTYLINE (Amitriptyline Metabolite)                   | 4            |
| NORTRIPTYLINE (Aventyl, Pamelor)                           | 2            |
| PAROXETINE (Paxil)   | 3            |
| R,R-DIHYDROBUPROPION (Bupropion Metabolite)                | 1            |
| SERTRALINE (Zoloft)  | 5            |
| TRAZODONE (Desyrel)  | 2            |
| VENLAFAXINE (Effexor)                                      | 5            |
| CITALOPRAM   | 5            |
| CLOMIPRAMINE (Anafranil)                                   | 2            |
| O-DESMETHYLVENLAFAXINE (Venlafaxine Metabolite)            | 2            |
| OLANZAPINE   | 3            |
| DESMETHYLSERTRALINE (Sertraline Metabolite)                | 1            |
| <b>ANTI-DEPRESSANT Total</b>                               | <b>54</b>    |
| <b>BARBITURATE</b>   |              |
| BUTALBITAL (Fiorinal)                                      | 2            |
| PHENOBARBITAL  | 3            |
| <b>BARBITURATE Total</b>                                   | <b>5</b>     |
| <b>CANNABINOID</b>   |              |
| DELTA-9-CARBOXY-TETRAHYDROCANNABINOL (Delta-9-carboxy-THC) | 1            |
| DELTA-9-TETRAHYDROCANNABINOL (Delta-9-THC)                 | 1            |
| <b>CANNABINOID Total</b>                                   | <b>2</b>     |

### Drug/Physiologically Active Compounds Present in Decedent - 2003 Cont.

#### MAJOR TRANQUILIZER

|                                 |          |
|---------------------------------|----------|
| PROMETHAZINE (Phenergan)        | 3        |
| 7-AMINO CLONAZEPAM              | 2        |
| QUETIAPINE (SEROQUEL)           | 2        |
| GAMMA HYDROXYBUTERATE (GHB)     | 1        |
| THIORIDAZINE (Mellaril)         | 1        |
| <b>MAJOR TRANQUILIZER Total</b> | <b>9</b> |

#### MINOR TRANQUILIZER

|                                       |           |
|---------------------------------------|-----------|
| ALPRAZOLAM (Xanax)                    | 6         |
| CARISOPRODOL (Soma)                   | 9         |
| CHLORDIAZEPOXIDE (Librium)            | 3         |
| DIAZEPAM (Valium)                     | 13        |
| DIPHENHYDRAMINE (Benadryl, Sominex)   | 6         |
| FLUOXETINE (Prozac)                   | 7         |
| LORAZEPAM (Ativan)                    | 1         |
| NORDIAZEPAM (Diazepam Metabolite)     | 3         |
| MEPROBAMATE (Miltown)                 | 5         |
| TEMAZEPAM (Restoril)                  | 2         |
| ZOLPIDEM TARTRATE (Ambien)            | 2         |
| CELECOXIB(celebrex)                   | 1         |
| FLURAZEPAM (Dalmane)                  | 1         |
| MEPROBAMATE (Carisoprodol Metabolite) | 1         |
| NORFLUOXETINE (Fluoxetine metabolite) | 1         |
| <b>MINOR TRANQUILIZER Total</b>       | <b>61</b> |

#### NARCOTIC

|   |            |
|---|------------|
| CODEINE                                     | 10         |
| FENTANYL (Sublimaze)                        | 9          |
| HEROIN                                      | 11         |
| HYDROCODONE (Hyphen, Hycodaphen, Tussionex) | 3          |
| MEPERIDINE (Demerol)                        | 18         |
| METHADONE                                   | 3          |
| MORPHINE                                    | 41         |
| OPIATES                                     | 118        |
| OXYCODONE (Percodan, Percocet)              | 3          |
| PROPOXYPHENE (Darvon, Darvocet)             | 32         |
| Methadone Primary Metabolite                | 18         |
| Morphine (Heroin Metabolite)                | 2          |
| PENTAZOCINE (Talwin)                        | 1          |
| <b>NARCOTIC Total</b>                       | <b>270</b> |

#### OTHER

|                               |          |
|-------------------------------|----------|
| ETHYLENE GLYCOL (Anti-freeze) | 2        |
| BUPIVACAINE                   | 1        |
| <b>OTHER Total</b>            | <b>3</b> |

#### SEDATIVE

|                            |          |
|----------------------------|----------|
| CYCLOBENZOPRINE (Flexeril) | 4        |
| <b>SEDATIVE Total</b>      | <b>4</b> |

**Drug/Physiologically Active Compounds Present in Decedent - 2003 Cont.**

|   |            |
|---|------------|
| <b>STIMULANT</b>                              |            |
| BENZOYLECGONINE (Cocaine Metabolite)          | 28         |
| COCAINE                                       | 86         |
| METHAMPHETAMINE                               | 22         |
| CAFFEINE                                      | 1          |
| <b>STIMULANT Total</b>                        | <b>137</b> |
| <b>ENDOGENOUS COMPOUND</b>                    |            |
| T4 (Thyroxine)                                | 1          |
| <b>ENDOGENOUS COMPOUND Total</b>              | <b>1</b>   |
| <b>PSYCHO ACTIVE/ABUSEABLE COMPOUND</b>       |            |
| MESCALINE (Peyote)                            | 1          |
| <b>PSYCHO ACTIVE/ABUSEABLE COMPOUND Total</b> | <b>1</b>   |
| <b>Total</b>                                  | <b>642</b> |

**Table 41. Drug Caused Deaths – Cause of Death**

**Drug Caused Deaths - Cause of Death - 2003**

| <b>Cause of Death</b>       | <b>Deaths</b> |
|-----------------------------|---------------|
| <b>Natural Deaths</b>       |               |
| Ethanolism                  | 1             |
| Pneumonia                   | 3             |
| Emboli                      | 1             |
| Gastrointestinal Hemorrhage | 1             |
| <b>Subtotal</b>             | <b>6</b>      |
| <b>Unnatural Deaths</b>     |               |
| Drowning                    | 1             |
| Narcotic Abuse              | 1             |
| Substance Intoxication      | 333           |
| Unnatural-Other             | 1             |
| <b>Subtotal</b>             | <b>336</b>    |
| <b>Total</b>                | <b>342</b>    |

**Table 42. Drug Caused Deaths – Cause of Death - Natural**

**Drug Caused Deaths - Cause of Death - Natural - 2003**  
**Drugs/Compounds Present in Decedent**

| <b>Cause of Death</b>        | <b>Drug/Compound Category</b> |                 |             |                    |          |          | <b>Total</b> |
|------------------------------|-------------------------------|-----------------|-------------|--------------------|----------|----------|--------------|
|                              | ALCOHOL                       | ANTI-DEPRESSANT | BARBITURATE | MINOR TRANQUILIZER | NARCOTIC | SEDATIVE |              |
| Emboli                       | 0                             | 0               | 0           | 0                  | 1        | 0        | 1            |
| Ethanolism                   | 1                             | 0               | 0           | 0                  | 0        | 0        | 1            |
| Gastrointestinal Hemorrhage  | 0                             | 0               | 1           | 0                  | 2        | 0        | 3            |
| Pneumonia                    | 0                             | 3               | 1           | 2                  | 4        | 1        | 10           |
| <b>Total</b>                 | <b>1</b>                      | <b>3</b>        | <b>2</b>    | <b>2</b>           | <b>7</b> | <b>1</b> | <b>15</b>    |
| <b>Total Drugs/Compounds</b> |                               |                 |             |                    |          |          | <b>15</b>    |

**Table 43. Drug Caused Deaths – Cause of Death – Unnatural Deaths**

**Drug Caused Deaths -Cause of Death - Unnatural - 2003**

**Drugs/Compounds Present in Decedent**

| <i>Cause of Death</i>  | <i>Drug Category</i> |           |                |                 | <i>Total</i> |
|------------------------|----------------------|-----------|----------------|-----------------|--------------|
|                        | ALCOHOL              | ANALGESIC | ANTICONVULSANT | ANTI-DEPRESSANT |              |
| Drowning               | 0                    | 0         | 0              | 0               | 0            |
| Narcotic Abuse         | 0                    | 0         | 0              | 0               | 0            |
| Substance Intoxication | 69                   | 16        | 5              | 51              | 141          |
| Unnatural-Other        | 0                    | 0         | 0              | 0               | 0            |
| <b>Total</b>           | <b>69</b>            | <b>16</b> | <b>5</b>       | <b>51</b>       | <b>141</b>   |

| <i>Cause of Death</i>  | <i>Drug Category</i> |                     |                    |                    | <i>Total</i> |
|------------------------|----------------------|---------------------|--------------------|--------------------|--------------|
|                        | BARBITURATE          | ENDOGENOUS COMPOUND | MAJOR TRANQUILIZER | MINOR TRANQUILIZER |              |
| Drowning               | 0                    | 0                   | 0                  | 0                  | 0            |
| Narcotic Abuse         | 0                    | 0                   | 0                  | 0                  | 0            |
| Substance Intoxication | 3                    | 1                   | 9                  | 59                 | 72           |
| Unnatural-Other        | 0                    | 0                   | 0                  | 0                  | 0            |
| <b>Total</b>           | <b>3</b>             | <b>1</b>            | <b>9</b>           | <b>59</b>          | <b>72</b>    |

| <i>Cause of Death</i>  | <i>Drug Category</i> |          |          |            | <i>Total</i> |
|------------------------|----------------------|----------|----------|------------|--------------|
|                        | NARCOTIC             | OTHER    | SEDATIVE | STIMULANT  |              |
| Drowning               | 1                    | 0        | 0        | 1          | 2            |
| Narcotic Abuse         | 1                    | 0        | 0        | 0          | 1            |
| Substance Intoxication | 261                  | 3        | 3        | 135        | 402          |
| Unnatural-Other        | 0                    | 0        | 0        | 2          | 2            |
| <b>Total</b>           | <b>263</b>           | <b>3</b> | <b>3</b> | <b>138</b> | <b>407</b>   |

| <i>Cause of Death</i>  | <i>Drug Category</i>             |                                   |             | <i>Total</i> |
|------------------------|----------------------------------|-----------------------------------|-------------|--------------|
|                        | PSYCHO ACTIVE/ABUSEABLE COMPOUND | ANTI-ARRHYTHMIC/ANTI-HYPERTENSIVE | CANNABINOID |              |
| Drowning               | 0                                | 0                                 | 0           | 0            |
| Narcotic Abuse         | 0                                | 0                                 | 0           | 0            |
| Substance Intoxication | 1                                | 4                                 | 2           | 5            |
| Unnatural-Other        | 0                                | 0                                 | 0           | 0            |
| <b>Total</b>           | <b>1</b>                         | <b>4</b>                          | <b>2</b>    | <b>7</b>     |

**Total Drugs/Compounds** **627**

**Table 44. Drug Caused Deaths – Manner of Death**

**Drug Caused Deaths - Manner of Death - 2003**

| <b>Manner of Death</b>                                    |               |
|---|---------------|
| <b>Accident</b>   | <b>Deaths</b> |
| Ingested alcohol (ethanol)                                | 2             |
| Ingested and/or injected prescription medications         | 92            |
| Accident-Unknown  | 1             |
| Ingested and/or injected illicit drug(s)                  | 186           |
| Inhaled toxic substances to achieve intoxication          | 1             |
| <i>Subtotal</i>   | <i>282</i>    |
| <b>Homicide</b>   | <b>Deaths</b> |
| Ingested/injected/inhaled drugs/poisons                   | 1             |
| <i>Subtotal</i>   | <i>1</i>      |
| <b>Natural</b>  |               |
| Ethanolism  | 1             |
| <i>Subtotal</i>   | <i>1</i>      |
| <b>Suicide</b>  | <b>Deaths</b> |
| Ingested or injected medication                           | 36            |
| Ingested, injected or inhaled non-prescription medication | 5             |
| <i>Subtotal</i>   | <i>41</i>     |
| <b>Undetermined</b>                                       | <b>Deaths</b> |
| Ingested/injected medication                              | 9             |
| Skeletal, mummified or decomposed remains                 | 3             |
| Undetermined after autopsy and/or toxicology              | 5             |
| <i>Subtotal</i>   | <i>17</i>     |
| <b>Total</b>  | <b>342</b>    |

**Table 45. Drug Caused Deaths – Manner of Death – Accidental Deaths**

**Drug Caused Deaths - Manner of Death -Accident - 2003**  
**Drugs/Compounds Present in Decedent**

| <i>Manner of Death</i> | <i>Drug Category</i> |           |                |                 |
|------------------------|----------------------|-----------|----------------|-----------------|
|                        | ALCOHOL              | ANALGESIC | ANTICONVULSANT | ANTI-DEPRESSANT |
| Drug Use               | 63                   | 6         | 2              | 33              |
| Poisoned               | 0                    | 0         | 0              | 0               |
| Unknown                | 0                    | 1         | 0              | 0               |
| <b>Total</b>           | <b>63</b>            | <b>7</b>  | <b>2</b>       | <b>33</b>       |

| <i>Manner of Death</i> | <i>Drug Category</i> |                    |            |          |
|------------------------|----------------------|--------------------|------------|----------|
|                        | BARBITURATE          | MINOR TRANQUILIZER | NARCOTIC   | SEDATIVE |
| Drug Use               | 4                    | 47                 | 241        | 3        |
| Poisoned               | 0                    | 0                  | 0          | 0        |
| Unknown                | 0                    | 1                  | 1          | 0        |
| <b>Total</b>           | <b>4</b>             | <b>48</b>          | <b>242</b> | <b>3</b> |

| <i>Manner of Death</i> | <i>Drug Category</i> |             |                     |                    |
|------------------------|----------------------|-------------|---------------------|--------------------|
|                        | STIMULANT            | CANNABINOID | ENDOGENOUS COMPOUND | MAJOR TRANQUILIZER |
| Drug Use               | 130                  | 2           | 1                   | 6                  |
| Poisoned               | 0                    | 0           | 0                   | 0                  |
| Unknown                | 0                    | 0           | 0                   | 1                  |
| <b>Total</b>           | <b>130</b>           | <b>0</b>    | <b>0</b>            | <b>0</b>           |

| <i>Manner of Death</i> | <i>Drug Category</i> |
|------------------------|----------------------|
|                        | OTHER                |
| Drug Use               | 1                    |
| Poisoned               | 1                    |
| Unknown                | 0                    |
| <b>Total</b>           | <b>2</b>             |

**Total Drug/Compounds** **544**

**Table 46. Drug Caused Deaths – Manner of Death – Suicide Deaths**

**Drug Caused Deaths - Manner of Death - Suicide - 2003**

**Drugs/Compounds Present in Decedent**

| <i>Manner of Death</i> | <i>Drug Category</i> |           |                |                 |
|------------------------|----------------------|-----------|----------------|-----------------|
|                        | ALCOHOL              | ANALGESIC | ANTICONVULSANT | ANTI-DEPRESSANT |
| Drug Use               | 6                    | 9         | 3              | 16              |
| <b>Total</b>           | <b>6</b>             | <b>9</b>  | <b>3</b>       | <b>16</b>       |

| <i>Manner of Death</i> | <i>Drug Category</i> |                    |           |          |
|------------------------|----------------------|--------------------|-----------|----------|
|                        | BARBITURATE          | MINOR TRANQUILIZER | NARCOTIC  | OTHER    |
| Drug Use               | 1                    | 9                  | 15        | 1        |
| <b>Total</b>           | <b>1</b>             | <b>9</b>           | <b>15</b> | <b>1</b> |

| <i>Manner of Death</i> | <i>Drug Category</i>             |           |
|------------------------|----------------------------------|-----------|
|                        | ANTI-ARRYTHMIC/ANTI-HYPERTENSIVE | STIMULANT |
| Drug Use               | 3                                | 3         |
| <b>Total</b>           | <b>3</b>                         | <b>3</b>  |

|                              |           |  |  |  |
|------------------------------|-----------|--|--|--|
| <b>Total Drugs/Compounds</b> | <b>66</b> |  |  |  |
|------------------------------|-----------|--|--|--|

**Table 47. Drug Caused Deaths – Manner of Death – Undetermined Deaths**

**Drug Caused Deaths - Cause of Death -Undetermined - 2003**

**Drugs/Compounds Present in Decedent**

| <i>Manner of Death</i> | <i>Drug Category</i> |                    |                    |           |
|------------------------|----------------------|--------------------|--------------------|-----------|
|                        | ANTI-DEPRESSANT      | MAJOR TRANQUILIZER | MINOR TRANQUILIZER | NARCOTIC  |
| Drug Use               | 3                    | 1                  | 2                  | 6         |
| Unknown                | 2                    | 1                  | 2                  | 6         |
| <b>Total</b>           | <b>5</b>             | <b>2</b>           | <b>4</b>           | <b>12</b> |

| <i>Manner of Death</i> | <i>Drug Category</i> |           |                                  |                                  |
|------------------------|----------------------|-----------|----------------------------------|----------------------------------|
|                        | SEDATIVE             | STIMULANT | ANTI-ARRYTHMIC/ANTI-HYPERTENSIVE | PSYCHO ACTIVE/ABUSEABLE COMPOUND |
| Drug Use               | 1                    | 1         | 1                                | 0                                |
| Unknown                | 0                    | 2         | 0                                | 1                                |
| <b>Total</b>           | <b>1</b>             | <b>3</b>  | <b>1</b>                         | <b>1</b>                         |

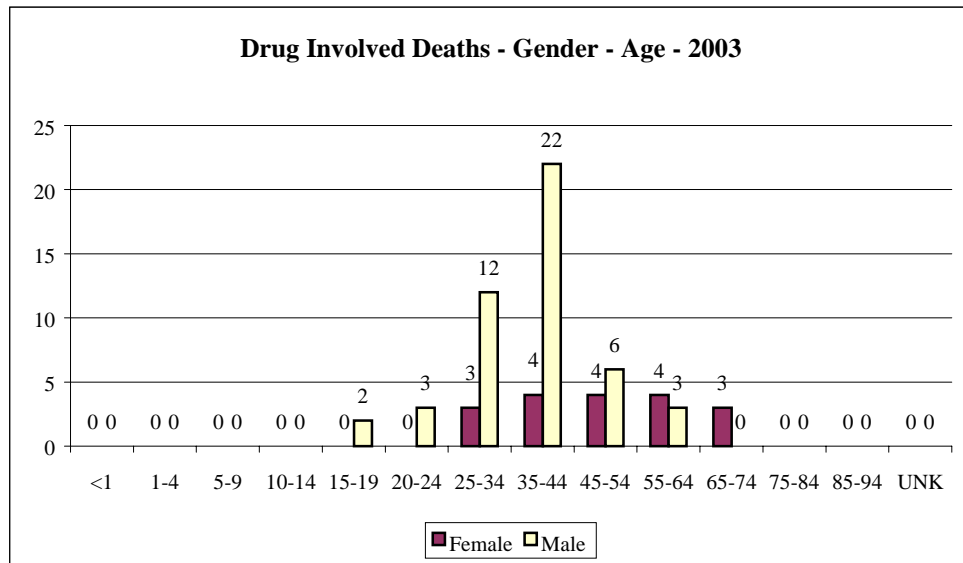
  

|                              |           |  |  |  |
|------------------------------|-----------|--|--|--|
| <b>Total Drugs/Compounds</b> | <b>29</b> |  |  |  |
|------------------------------|-----------|--|--|--|

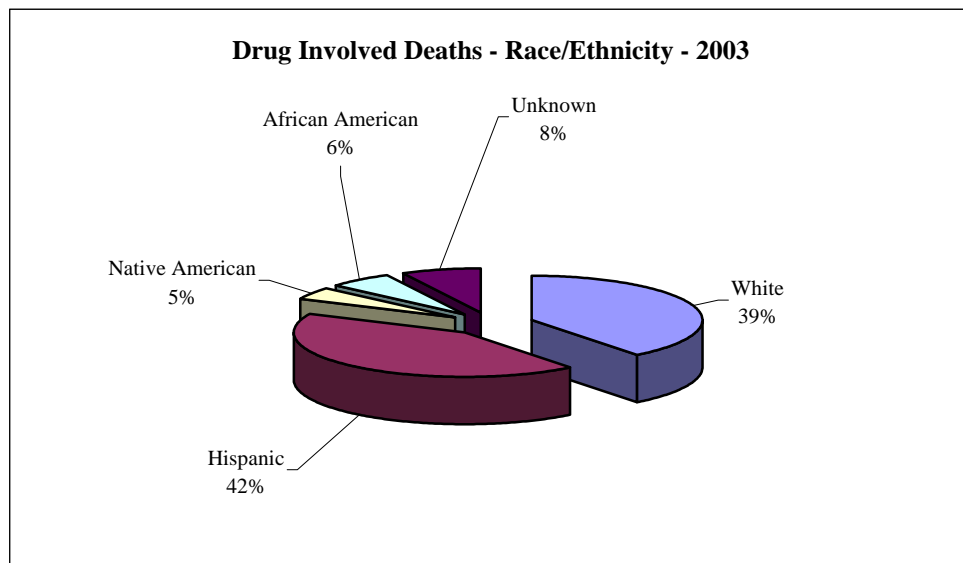


## Drug Involved Deaths

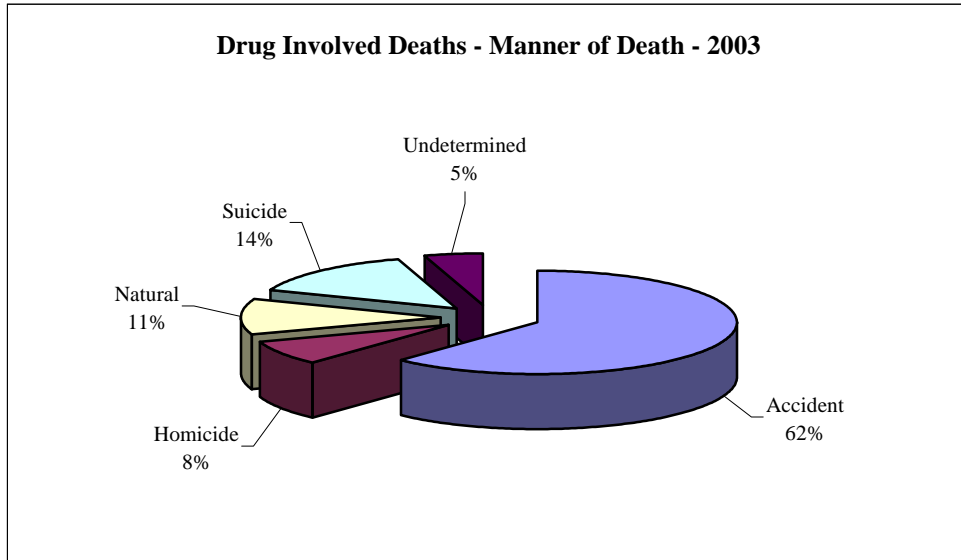
**Figure 66. Drug Involved Deaths – Gender - Age**



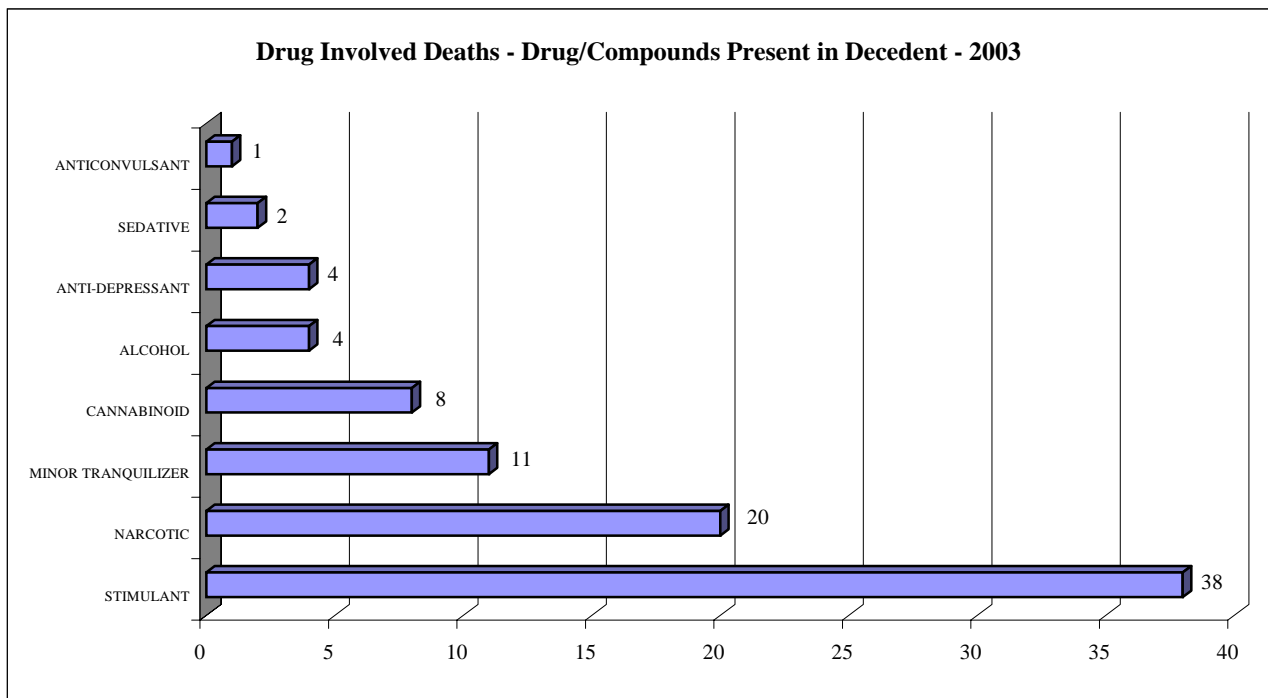
**Figure 67. Drug Involved Deaths - Race/Ethnicity**



**Figure 68. Drug Involved Deaths – Manner of Death**



**Figure 69. Drug Involved Deaths – Drug/Compound Present in Decedent**



**Table 48. Drug Involved Deaths – Cause of Death**

**Drug Involved Deaths - Cause of Death - 2003**

| <b>Cause of Death</b>                 | <b>Deaths</b> |
|---------------------------------------|---------------|
| <b>Natural</b>                        |               |
| Asthma                                | 1             |
| Chronic Obstructive Pulmonary Disease | 2             |
| Epilepsy                              | 1             |
| Ethanolism                            | 1             |
| Heart Disease                         | 12            |
| Natural- Other                        | 2             |
| Pneumonia                             | 6             |
| Aneurysm                              | 1             |
| Gastrointestinal Hemorrhage           | 4             |
| Hypertension                          | 2             |
| Diabetes                              | 2             |
| Emphysema                             | 1             |
| Dehydration                           | 1             |
| Pancreas                              | 1             |
| <b>Subtotal</b>                       | <b>37</b>     |
| <b>Unnatural Deaths</b>               |               |
| Asphyxia                              | 2             |
| Aspiration                            | 1             |
| Drowning                              | 2             |
| Ethanol (alcohol) Intoxication        | 2             |
| Exposure                              | 2             |
| Gunshot Wound                         | 6             |
| Hanging                               | 1             |
| Head and Neck Injuries                | 2             |
| Multiple Injuries                     | 6             |
| Substance Intoxication                | 2             |
| Unnatural-Other                       | 2             |
| Electrocution                         | 1             |
| <b>Subtotal</b>                       | <b>29</b>     |
| <b>Total</b>                          | <b>66</b>     |

**Table 49. Drug Involved Deaths – Manner of Death – Accidental Deaths**

| <b>Drug Involved Deaths - Manner of Death - Accident - 2003</b> |               |
|---|---------------|
| <b>Manner of Death</b>  |               |
| <i>Accident</i>   | <b>Deaths</b> |
| Asphyxia  |               |
| Choked on foreign object  | 1             |
| Drowned (non-recreational water accidents)                      | 2             |
| Drug Use  |               |
| Ingested alcohol (ethanol)                                      | 2             |
| Ingested and/or injected illicit drug(s)                        | 8             |
| Ingested and/or injected prescription medications               | 11            |
| Electrical  |               |
| Contacted electrical current                                    | 1             |
| Exposure  |               |
| Exposed to cold, heat   | 1             |
| Motor Vehicle   |               |
| Driver of auto in collision with fixed object                   | 3             |
| Driver of auto that left roadway                                | 1             |
| Driver of pickup in collision with fixed object                 | 1             |
| Passenger in auto that left roadway                             | 1             |
| Unknown   |               |
| Accident-Unknown  | 1             |
| <b>Total</b>  | <b>33</b>     |

**Table 50. Drug Involved Deaths – Manner of Death – Suicide Deaths**

| <b>Drug Involved Deaths - Manner of Death - Suicide - 2003</b> |               |
|--|---------------|
| <b>Manner of Death</b>   |               |
| <i>Suicide</i>   | <b>Deaths</b> |
| Asphyxia   |               |
| Hanged self  | 1             |
| Drug Use   |               |
| Ingested or injected medication                                | 1             |
| Traumatic Injury   |               |
| Shot self with firearm   | 2             |
| <b>Total</b>   | <b>4</b>      |

**Table 51. Drug Involved Deaths – Manner of Death – Homicide Deaths**  
**Drug Involved Deaths - Manner of Death - Homicide - 2003**

| <b>Manner of Death</b>            |               |
|-----------------------------------|---------------|
| <i>Homicide</i>                   | <b>Deaths</b> |
| Asphyxia                          |               |
| Strangled by assailant(s)         | 1             |
| Traumatic Injury                  |               |
| Beaten by assailant(s)            | 2             |
| Shot by assailant(s) with firearm | 1             |
| <b>Total</b>                      | <b>4</b>      |

**Table 52. Drug Involved Deaths – Manner of Death – Undetermined Deaths**

| <b>Drug Involved Deaths - Manner of Death - Undetermined -2003</b> |               |
|--|---------------|
| <b>Manner of Death</b>   |               |
| <i>Undetermined</i>  | <b>Deaths</b> |
| Fall   |               |
| Fall from height/same height                                       | 1             |
| Unknown  |               |
| Skeletal, mummified or decomposed remains                          | 1             |
| Undetermined after autopsy and/or toxicology                       | 2             |
| <b>Total</b>   | <b>4</b>      |

**Drug Involved Deaths - Summary**

In 2003, there were 66 drug-involved deaths documented by OMI investigations. As seen in previous years, fewer of the drug-involved deaths were accidental than the drug-caused deaths (62% versus 82%). Stimulants were the most commonly found drugs in drug-involved deaths (57.5%), compared to narcotics in drug-caused deaths. In both types of deaths, males were more commonly affected than females, with 66.3% of drug-caused deaths being seen in males, and 72.7% of drug involved deaths.

## Glossary

---

**Accident** – The *manner of death* used when, in other than *natural deaths*, there is no evidence of intent.

**Autopsy** - A detailed postmortem external and internal examination of a body to determine cause of death.

**Ethanol Present** – Deaths in which toxicological tests reveal a reportable level of *ethanol* (0.005% or greater) at the time of death.

**Cause of Death** – The agent of effect that results in a physiological derangement or biochemical disturbance that is incompatible with life. The results of post-mortem examination, including autopsy and toxicological findings, combined with information about the medical history of the decedent serves to establish the *cause of death*. The same *cause of death* can result from different *circumstances* and *manner of death*. For example, the same cause of death, drowning, can result from the accidental immersion of a child in a swimming pool or from the homicidal immersion of a child in a bathtub.

**Children** – Individuals 18 years of age or younger.

**Circumstances of Death** – The situation, setting, or condition present at the time of injury or death.

**County of Death** – The County where the injury leading to death occurred. The county where the decedent legally resided, the county where the decedent was fatally injured, and the county where the decedent died may be the same or different. For example, a resident of Los Angeles County, California, may be injured in a motor vehicle accident in Apache County, Arizona, and be transported to and die in a regional trauma center in Bernalillo County, New Mexico. See *county of residence*.

**County of Residence** - the County where a person legally resides. If not a resident of New Mexico, the decedent is listed as “out of state.” We distinguish between *county of residence* and *county of injury*.

**Deputy Medical Investigator** – An investigator, not necessarily a physician, appointed by the *State Medical Investigator* to assist in the investigation of deaths in the *jurisdiction* of the OMI. There is at least one deputy medical investigator in each county in New Mexico.

**Dictated External** – A detailed postmortem external examination of a body.

**Drug Caused Death** – A death caused by a drug or combination of drugs. Deaths caused by *ethanol*, poisons and volatile substances are excluded.

**Drug Involved Death** – A death in which a drug or combination of drugs is present in the body at the time of death. The drug(s) is not the *cause of death*, but may have contributed to the death. Therapeutic drugs exceeding therapeutic levels are included.

**Ethanol** – An alcohol, which is the principal intoxicant in liquor, beer, and wine. A person with an alcohol concentration in blood of 0.08 grams percent (0.08g%) is legally intoxicated in New Mexico.

**Homicide** – The *manner of death* in which death results from the intentional harm of one person by another.

**Jurisdiction** – The extent of the Office of the Medical Investigator’s authority over deaths. The OMI authority covers reportable deaths that occur in New Mexico, except for those occurring on federal reservations (American Indian and military) and in Veteran’s Administration hospitals. 24-11-5NMSA 1978 and described in the OMI policy manual defines reportable deaths. The OMI may be invited to consult on or investigate cases over which it has no jurisdiction.

**Investigation/Field Examination** – An investigation and external examination conducted at the scene to determine cause of death.

**Manner of Death** – The general category of the condition, circumstances, or event, which causes the death. The categories are *natural*, *accident*, *homicide*, *suicide*, and *undetermined*.

**Motor Vehicle Accident Related Deaths** – An accidental death involving a motor vehicle. Motor vehicles include automobiles, vans, motorcycles, and trucks, but exclude bicycles, tricycles, aircraft and trains. The decedent is usually a driver of, a passenger in, or a pedestrian who is struck by, a motor vehicle. The death of a bicyclist that is struck by a motor vehicle is considered to be a motor vehicle accident related death.

**Natural** – The *manner of death* used when solely a disease causes death. If death is hastened by an injury, the *manner of death* is not considered natural.

**Non-Motor Vehicle Accident** – An *accidental death* that does not involve a motor vehicle.

**Office of the Medical Investigator** – The state agency in New Mexico that is responsible for the investigation of sudden, violent, or untimely deaths. The Office of the Medical Investigator was created by legislation in 1973 to replace the county coroner system (see also *Deputy Medical Investigator*).

**Opiate** – A class of drugs, including morphine, codeine, and heroin, derived from the opium poppy plant (*Papaver somniferum*).

**Place of Injury** – The type of place where the injury leading to death occurred. In this report six categories are used:

**Residence** – Includes areas in and around dwellings, but excludes long-term care facilities and institutions.

**Roadway, Railroad, or Airport** – Includes all public areas designed for motorized or powered transportation.

**Body of Water** – Includes naturally occurring and manmade bodies of water, such as lakes, rivers, ocean, streams, swimming pools; but excludes small containers holding water, such as bathtubs, pails, toilettes.

**Building/Developed Area** – Includes areas in and around non-residential buildings or structures, and developed outdoor areas, such as city parks, golf courses, ski areas, but excludes undeveloped outdoor areas such as forests or fields.

**Undeveloped Land** – Includes undeveloped outdoor areas, such as farm fields, forests, rural or natural land, or outdoor areas under construction.

**Unknown** – Insufficient information is available to classify the place of injury into one of the above categories.

**State Medical Investigator** – The head of the *Office of the Medical Investigator*. The State Medical Investigator must be a licensed physician licensed in New Mexico and may appoint Assistant Medical Investigators, who must be physicians, and *Deputy Medical Investigators*.

**Stimulant** – a class of drugs, including cocaine and oral and indictable amphetamines, whose principal action is the stimulation of the central nervous system, Cocaine is an alkaloid derived from the leaves of *Erythroxylon coca*, a shrub which grows in the Andes Mountains 1000 to 3000 meters above sea level, and can be taken orally, intravenously, or by inhalation.

**Suicide** – The *manner of death* in which death results from the purposeful attempt to end one's life.

**Uncoded** – The *cause of death* and *manner of death* are to be determined pending further investigation and/or toxicological, histological and/or neuropathological testing at the time of publication.

**Undetermined** – The *manner of death* for deaths in which there is insufficient information to assign another manner.