




Job Hazard Analysis

Name of Lab:		Department: Click to enter text.	
Activity or Process: Click to enter text.		Building/Room: Click to enter text.	
Job Title: Click to enter text.		Supervisor: Click to enter text.	
Prepared By: Click to enter text.		Date: Click to enter a date.	
<i>This document is the certification of hazard assessment for PPE for the workplace.</i>			
TASKS/STEPS	HAZARDS - CONSEQUENCES	CONTROLS (SAFEGUARDS)	PHOTO
1 Click to add first task/step.	<ul style="list-style-type: none"> Click to add a hazard and consequence. Click to add a hazard and consequence. Click to add a hazard and consequence. 	<ul style="list-style-type: none"> Click to add a control. Click to add a control. Click to add a control. Click to add a control. Click to add a control. Click to add a control. Click to add a control. 	
2 Click to add second task/step.	<ul style="list-style-type: none"> Click to add a hazard and consequence. Click to add a hazard and consequence. Click to add a hazard and consequence. 	<ul style="list-style-type: none"> Click to add a control. Click to add a control. Click to add a control. Click to add a control. Click to add a control. Click to add a control. Click to add a control. 	
3 Click to add third task/step.	<ul style="list-style-type: none"> Click to add a hazard and consequence. Click to add a hazard and consequence. Click to add a hazard and consequence. 	<ul style="list-style-type: none"> Click to add a control. Click to add a control. Click to add a control. Click to add a control. Click to add a control. Click to add a control. 	

Enter information electronically in shaded areas, name Word document file, and save to device.
Or print document to enter information manually.

<p>4 Click to add fourth task/step.</p>	<ul style="list-style-type: none"> Click to add a hazard and consequence. Click to add a hazard and consequence. Click to add a hazard and consequence. 	<ul style="list-style-type: none"> Click to add a control. Click to add a control. Click to add a control. Click to add a control. Click to add a control. Click to add a control. 	
<p>5 Click to add fifth task/step.</p>	<ul style="list-style-type: none"> Click to add a hazard and consequence. Click to add a hazard and consequence. Click to add a hazard and consequence. 	<ul style="list-style-type: none"> Click to add a control. Click to add a control. Click to add a control. Click to add a control. Click to add a control. Click to add a control. 	
Required Training		Required PPE	
<p>Click to add required training. Click to add required training. Click to add required training. Click to add required training.</p>		<p>Click to add eye and face protection. Click to add head protection. Click to add body (foot, leg, hand, or arm) protection. Click to add hearing protection. Click to add respiratory protection.</p>	
<i>I have read and understand the contents of the job hazard analysis and the controls required to mitigate the risks from the identified hazards</i>			
Name		Date	
Click to enter text.		Click to enter a date.	
Click to enter text.		Click to enter a date.	
Click to enter text.		Click to enter a date.	
Click to enter text.		Click to enter a date.	
Click to enter text.		Click to enter a date.	